



LEE COUNTY, TEXAS 2025-2026 ADOPTED BUDGET

This budget will raise more revenue from property taxes than last year's budget by an amount of \$959,995 which is a 6.49% increase from last year's budget. The property tax revenue to be raised from new property added to the tax roll this year is \$233,427.

Court Members Voting Aye:



Frank J. Malinak, III, County Judge



Mark Matthijetz, Commissioner Pct. 1



Richard Wagner, Commissioner Pct. 2




Alan Turner, Commissioner Pct. 3



Steven Knobloch, Commissioner Pct. 4

Court Members Voting Nay:



Frank J. Malinak, III, County Judge



Mark Matthijetz, Commissioner Pct. 1



Richard Wagner, Commissioner Pct. 2



Alan Turner, Commissioner Pct. 3



Steven Knobloch, Commissioner Pct. 4

	<u>2024</u>	<u>2025</u>
Property Tax Rate Comparison	\$0.5417/100	\$0.5006/100
No-New-Revenue Tax Rate	\$0.5137/100	\$0.4828/100
No-New-Revenue M&O Tax Rate	\$0.5037/100	\$0.4819/100
Voter Approval Tax Rate*	\$0.5417/100	\$0.5006/100
*net of sales tax adjustment rate		
Debt Rate	\$0.0231/100	\$0.0220/100

The total net outstanding General Obligation Refunding Bonds debt on January 1, 2026 will be \$1,375,000.

LEE COUNTY BUDGET



2025-2026 FISCAL YEAR

BUDGET OF LEE COUNTY, TEXAS
FOR THE FISCAL YEAR END 9/30/2026

COUNTY JUDGE – FRANK J. MALINAK, III

COMMISSIONER PCT. #1 – MARK MATTHIJETZ

COMMISSIONER PCT. #2 – RICHARD WAGNER

COMMISSIONER PCT. #3 – ALAN TURNER

COMMISSIONER PCT. #4 – STEVEN KNOBLOCH

INDEX

Section I

	Page
Budget Certificate.....	1
Introduction.....	2
List of Officials.....	3
Lee County Profile.....	4
County Policies.....	5-7
Statement of Debt.....	8
Financial Section.....	9
Government Funds Overview.....	10
Ad Valorem Tax Rate.....	11
Budget Analysis.....	12-14
Salary Schedule.....	15

Section II

General Fund Revenues.....	1-2
General Fund Expenses	
County Judge.....	2
Commissioners Court.....	2
County Clerk.....	2
Veteran's Office.....	3
Non-Departmental.....	3
Information Technology.....	3-4
Human Resources...(Inactive).....	4
County Court.....	4
District Court.....	4-5
District Clerk.....	5
Justice of the Peace #2.....	5
Justice of the Peace #3.....	5-6
Justice of the Peace #4.....	6
County Attorney.....	6
Elections.....	7
County Auditor.....	7
County Treasurer.....	7
Tax Assessor / Collector.....	7-8
Public Facilities.....	8
Ambulance / EMS.....	8
Constable Pct. #2.....	8-9
Constable Pct. #3.....	9
Constable Pct. #4.....	9
County Sheriff.....	9-10
Jail Operations.....	10
911...(Inactive).....	11
Development Services.....	11
Juvenile Expenses	11

Adult Probation.....	11
Emergency Management.....	11-12
Department of Public Safety (DPS).....	12
Airport.....	12
Health Department.....	12
Health, Sanitation, Permitting...(Inactive).....	12
Human Services.....	12
County Extension Service.....	12-13
Conservation.....	13
Transfers Out.....	13
Child Safety Fund.....	13
Inmate Phone Time Income Fund.....	13-14
Economic Development.....	14
Road & Bridge Funds.....	14-20
Indigent Health Care.....	20-21
County Law Library.....	21
Recycling.....	21-22
Court Appointed Attorney.....	22
Right of Way.....	22
Lee County Historical Commission.....	22
County Clerk Records Management.....	22-23
Courthouse Restoration Phase III.....	23
Hot Check Fund.....	23
Sheriff Special Acct. (Seizure Funds).....	23-24
Judicial Education Fund.....	24
Child Abuse Prevention Fund.....	24
JP Technology Fund.....	24
District Court Technology Fund.....	24-25
District Court Technology/Archive Fund.....	25
County Clerk Technology Fund.....	25
Video Fee Fund.....	25
Family Protection Fees Fund.....	25-26
Time Pay Reimbursement Fee Fund.....	26
Sheriff's LEOSE Fund.....	26
Constable Precinct #2 LEOSE Fund.....	26-27
Constable Precinct #3 LEOSE Fund.....	27
Constable Precinct #4 LEOSE Fund.....	27
Homeland Security Fund.....	27
Judicial Efficiency Fund.....	27-28
Court Reporter (STENO) Fund.....	28
County Jury Fund.....	28
Guardianship Fund.....	28-29
Pre-Trial Diversion Fund.....	29
Ignition Interlock Fund.....	29
Local Truancy Prevention & Diversion Fund.....	29
County Specialty Court Fund.....	29-30
Truancy Court Fund.....	30
Language Access Fund.....	30
Court Facility Fund.....	30

Justice Court Support Fund.....	30-31
County Clerk Archive Fund.....	31
Court Record Preservation Fund (Civil).....	31
District Clerk Records Preservation Fund.....	31-32
County Records Management Fund.....	32
Vital Statistics Preservation Fund.....	32
Courthouse Security Fund.....	32
Justice Court Security Fund.....	32-33
Tax Collector VIT Fund.....	33
Blood Draw Fund.....	33
County Attorney Special Accounts (Seizure Funds).....	33
Controlled Substance Reimbursement Fund.....	33-34
SO Gambling Seizure Funds – Sheriff’s Office.....	34
CA Gambling Seizure Funds – County Attorney.....	34
HAVA Grant.....	34
Fletcher Buildings.....	34-35
Election Contract Fund.....	35
Flood Grant Fund.....	35
American Rescue Plan Act Fund.....	35-36
Local Assistance and Tribal Consistency Fund.....(Inactive).....	36
Opioid Abatement Settlement Fund.....	36
Rural Sheriff’s Office Assistance Grant Fund.....	36-37
Rural Prosecutor’s Office Salary Assistance Grant Fund.....	37-38
Veteran County Service Office Grant Fund.....	38
Interest & Sinking.....	38
Capital Improvements.....	38

Section III

2025 Tax Rate Calculation Worksheets

Section IV

Financial Policy

Section V

Changes to the original proposed budget

Section VI

Budget Amendments and Line-Item Transfers

SECTION I

FOR THE FISCAL YEAR END 9/30/2026

INTRODUCTION

The Lee County Budget document consists of an introduction section, community profile, and a financial section which includes the budget summary and also detail of all expenditures and income.

The County Judge is the chief budget officer of Lee County.

The community profile section of this document includes statistical and historical data from Lee County, a county organizational chart and a current list of officials of Lee County.

The financial section details county policies and objectives in budgeting, accounting, auditing, and financial planning.

The budget summary section includes a fund overview, fund summaries, and information on revenues and expenses. This section also includes property tax information, maximum salary for budgeted positions and debt service information.

The budget detail section includes line item detail of all revenues and expenditures. A section is also provided to enter line item transfers and budget amendments.

LEE COUNTY OFFICIALS

<u>Title</u>	<u>Name</u>
Judge, 21st Judicial District Court	Carson Campbell
Judge, 335th Judicial District Court	John D. Winkelmann
County Judge	Frank J. Malinak, III
Commissioner, Precinct #1	Mark Matthijetz
Commissioner, Precinct #2	Richard Wagner
Commissioner, Precinct #3	Alan Turner
Commissioner, Precinct #4	Steven Knobloch
County Clerk	Sharon Blasig
District Clerk	Latina Rodgers
County Treasurer	Melinda Krause
County & District Attorney	Martin Placke
Tax Collector	David Matthijetz
Sheriff	Garrett Durrenberger
Constable, Precinct #2	Adam Gonzales, Jr.
Constable, Precinct #3	Billy Stephens
Constable, Precinct #4	Steven Pohorelsky
Justice of the Peace, Precinct #2	Michael York
Justice of the Peace, Precinct #3	Don Milburn
Justice of the Peace, Precinct #4	Danita Smith
County Auditor	Jared Albrecht
County Extension Agent – Agriculture	Geri Kline
County Extension Agent – H.E.	Tonya Poncik

LEE COUNTY PROFILE

The county seat is located in Giddings, Texas. Lee County was created on April 14, 1874 from portions of Washington, Burleson, Bastrop and Fayette Counties and organized on July 27, 1874. Lee County has 629 square miles, 481 miles of county roads, 8 taxing entities and approximately 125 county employees.

County services and responsibilities include but are not limited to:

- Building and maintaining county roads
- Operating the judicial system
- Registering voters and holding elections
- Maintaining public records
- Providing law enforcement
- Operating a jail
- Issuing vehicle registrations
- Collections of property taxes (for all 8 taxing entities)
- Providing health and social services to the indigent
- Veterans services
- Recycling program
- Supplementing EMS and Volunteer Fire Departments

Demographics:

2020 Census Population: 17,480

Racial Composition: White – 62.9%

Black – 9.9%

Hispanic – 25.6%

Other – 1.6%

Median household income: \$60,750

Source: U.S. Census

LEE COUNTY POLICIES

The Lee County Commissioners Court adopted the following policies for officials and department heads. This will allow the officials to have guidelines regarding Lee County's Policies.

I FINANCIAL POLICY (Commissioners' Court Approved August 14, 2023)

Please see Section IV

II MEAL EXPENSE

Per the Lee County Personnel Policy, employees will receive Per Diem in the amount of \$35.00 per day (\$26.50 for travel days) for overnight stays for county related travel expenses. For Non-overnight travel, employees will receive \$15.00 for meals.

III CREDIT CARD USE (Commissioners' Court Approved August 14, 2023) (Amended May 13, 2024)

Treasurer's Office Credit Card

The Lee County Treasurer has a credit card that may be checked out at the County Treasurer's office. All transactions must be pre-authorized in writing by the Lee County Treasurer's Office. Use of the credit card is limited to emergencies or lodging for conferences/training. All transactions other than lodging are subject to special permission by the Lee County Treasurer. Any person that makes an unauthorized transaction may have their credit card use privilege revoked by the Treasurer. All purchasing rules apply to credit card purchases. (Local Government Code Sec. 262)

All receipts for purchases made on the credit card must be given to the County Treasurer's Office within 24 hours of transaction or 10 days if being used for traveling purposes. The Lee County Treasurer's office will only make payments supported by itemized receipts. Any person that does not turn in itemized receipts will be subject to paying the late fees or research fees charged by the credit card company that result from the unpaid balance portions.

Credit card transactions used for personal purposes are not authorized and are prohibited.

The Treasurer's office is limited to six credit cards.

Sheriff's Office Credit Card

The Lee County Sheriff has a credit card that may be used by the Sheriff's office. All transactions must be pre-authorized by the County Sheriff or the Chief Deputy. All transactions are subject to special permission by the Lee County Sheriff. Any person that makes an unauthorized transaction may have their credit card use privilege revoked by the Sheriff. All purchasing rules apply to credit card purchases. (Local Government Code Sec. 262)

All receipts for purchases made on the credit card must be given to the County Sheriff or designee within 24 hours of transaction or 10 days if being used for traveling purposes. The monthly credit statement and supporting receipts shall be timely submitted to the Treasurer's office so that payment can be approved during the first Commissioners' Court of the month. The Lee County Treasurer's office will only make payments supported by itemized receipts. Any person that does not turn in itemized receipts will be subject to paying the late fees or research fees charged by the credit card company that result from the unpaid balance portions.

Credit card transactions used for personal purposes are not authorized and are prohibited.

The Sheriff's office is limited to three credit cards.

County Judge's Office Credit Card

The Lee County Judge has a credit card that may be used by the Judge's office. All transactions must be pre-authorized by the County Judge. All transactions are subject to special permission by the Lee County Judge. Any person that makes an unauthorized transaction may have their credit card use privilege revoked by the Judge. All purchasing rules apply to credit card purchases. (Local Government Code Sec. 262)

All receipts for purchases made on the credit card must be given to the County Judge or designee within 24 hours of transaction or 10 days if being used for traveling purposes. The monthly credit statement and supporting receipts shall be timely submitted to the Treasurer's office so that payment can be approved during the first Commissioners' Court of the month. The Lee County Treasurer's office will only make payments supported by itemized receipts. Any person that does not turn in itemized receipts will be subject to paying the late fees or research fees charged by the credit card company that result from the unpaid balance portions.

Credit card transactions used for personal purposes are not authorized and are prohibited.

The Judge's office is limited to two credit cards.

IV PURCHASE ORDER PROCEDURES AND POLICY

When approving this budget, the Lee County Commissioners' Court adopts the following purchasing policies:

1. All purchasing scenarios require that affected line items do in fact have sufficient funds to cover the desired purchase.
2. If needed, line item transfers must be done prior to purchase and submitting the purchase order
3. Purchases of \$100,000.00 and above (for all departments in one budget year from one vendor) must go through the advertising process requesting sealed bids after submitting the initial purchase order form unless purchased through a cooperative that has already done the bidding.

Exemptions from the purchase order process:

1. All food, medical care and medical supplies for the jail.
2. All labor, service, repair items, and intangibles.

LEE COUNTY INDEBTEDNESS STATEMENT

The following are outstanding notes, bonds and/or loans that were outstanding as shown below:

Due to: Wilmington Trust, Dallas, Texas

For: Lee County Law Enforcement Center

Lee County, Texas General Obligation Refunding Bonds, Series 2015

Department: Interest & Sinking Fund

Original Amount: \$7,375,000.00

Original Date: April 14, 2015

September 30, 2025 Balance: \$1,375,000.00

The above figures are all of the loans, bonds, notes, or other such encumbrances of Lee County, Texas at the time this budget was filed with the County Clerk. The above does not take into consideration lease/purchase agreements for automobiles, equipment, computer contracts, or any other financial contract that the county may be responsible for paying.

FINANCIAL SECTION

Lee County's budget and financial policies serve as a basis for overall fiscal management of the county's resources. These policies are designed to guide elected officials and department heads in controlling and maintaining fiscal stability. Goals and objectives are incorporated into policy statements. Policies will be re-evaluated as needed to provide the necessary structure for achieving these goals.

Budget, Accounting, Auditing, and Financial Planning Strategies

1. A comprehensive budget will be prepared on an annual basis covering all proposed expenditures for the succeeding fiscal year. This policy is in accordance with Local Government Code 111.003 and provides the governing body and the general public with the necessary financial information for considering the overall financial aspects of the county.
2. The annual budget document will be prepared in a manner understandable to the general public and the governing body. The objective of this policy is to provide a more informative and comprehensive budget document consisting of financial data, policy statements, and pertinent issues that affect the decisions being made.
3. The annual external audit is important for accounting, bond issue and grant requirements. Lee County Commissioners' Court has appropriated necessary funds to provide for an annual external audit.
4. A system of internal controls shall be maintained to monitor revenues and expenditures on a continual basis. A monthly budget and cash balance statement is prepared and distributed.

5. Investments shall be maintained in accordance with Lee County Investment Policy. The portfolio shall achieve sufficient liquidity as to meet the county's obligations as they become due.

6. Fixed assets shall be safeguarded by properly tagging, recording and classifying the asset. An inventory of assets is to be maintained which includes the description, date of acquisition, cost, location and inventory tag number. Periodic inspections of inventory shall be conducted. Capitalization criteria for fixed assets is a minimum cost of \$5,000.00 and a useful life of two years or more.

Capital Improvement Projects

7. Capital projects should be developed to demonstrate the need for the project and the short and long-term effects on the community. Capital projects shall be developed to include the impact of implementation on future annual operating budgets. Project plans should also include estimates of future revenues that may be included.

Debt Management

8. Prior to the issuance of any debt (certificates of obligation, general obligation, tax anticipation notes or lease purchase agreements), consideration shall be given to the tax rate requirements for the new debt and the overall county debt. The finance period for capital projects through the issuance of bonds shall not exceed the useful life of the asset.

GOVERNMENT FUNDS OVERVIEW

General Fund

(Fund 1000 and 1001)

The general fund is the general operating fund of the county. The general operating fund accounts for all resources not required to be accounted for in other funds. This fund provides for the general government or daily operations for the county. The primary sources of revenue in the general fund are ad valorem taxes.

Road & Bridge Funds

(Funds 1501-1514)

Special Road Tax funds are received from ad valorem taxes (\$.0994 per \$100 valuation). In addition to the Special Road Tax, state funding, auto registration and interest must be used only for maintenance, construction, repair of roads and bridges and associated costs (such as labor, supplies, etc.) in Lee County. The Road & Bridge Funds also receive a portion of the General Fund ad valorem taxes and fines to be spent on roads and bridges.

Dedicated Funds

(Fund 2810-2891)

Funds specifically required to account for revenues and expenditures restricted for specific purposes. Dedicated funds include:

Law Enforcement Education, Vehicle Inventory Tax, Donations for special projects, JP Technology and Judicial Efficiency (TP), Courthouse Security Fund and other funds as specified by law.

Debt Service Funds

(Fund 6000)

The debt service fund is used to account for the payment of principal and interest on general long-term debt. Primary sources of revenue include ad valorem taxes and interest income.

Capital Projects Funds

(Fund 7000)

Funds specifically designed to account for the acquisition or construction of major capital facilities and major capital improvements.

Agency Funds

(Fund 8800 and 8900)

Agency funds contain resources held by the County in a custodial capacity for individuals, private organizations and other governments.

Special Revenue Funds

Funds specifically to account for revenues and expenditures that require (1) special funding; (2) are required by law; and/or (3) accounting requirements. These funds include:

(Fund 1002)-Child Safety Fund
(Fund 1003)-JV Delinquent Prevention Fund
(Fund 1004)-Inmate Phone Time Income Fund
(Fund 1200)-Economic Development
(Fund 1700)-Indigent Health Care
(Fund 1800)-County Law Library
(Fund 1900)-Recycling
(Fund 2000)-Court Appointed Attorney
(Fund 2100)-Right-of-Way
(Fund 2200)-Lee Co. Historical Commission
(Fund 2300)-County Clerk Records Mgmt.
(Fund 2403)-Courthouse Restoration Ph. III
(Fund 2500)-Hot Check Fund
(Fund 2600)-Sheriff's Office Confiscation
(Fund 2700)-Lee Memorial Hospital
(Fund 3000)-County Attorney Special Accts.
(Fund 3010)-Controlled Subs. Reimb. Fund
(Fund 3400)-SO Gambling Seizure Funds
(Fund 3401)-CA Gambling Seizure Funds
(Fund 3500)-HAVA Grant Fund
(Fund 3600)-Fletcher Buildings
(Fund 3700)-Election Contract Fund
(Fund 3900)-Flood Grant Fund
(Fund 4001)-American Rescue Plan Act
(Fund 4002)-Local Assistance & Tribal Consistency Fund
(Fund 4050)-Opioid Abatement Settlement Fund
(Fund 4060)-Rural Sheriff's Office Assist. Grant
(Fund 4061)-Rural Prosecutor's Office Salary Assist. Grant
(Fund 4070)-Veteran County Service Office Grant

LEE COUNTY, TEXAS
2025 TAX YEAR REVENUE
FISCAL YEAR END 9/30/2026 BUDGET

	General Fund	Lateral Road
CERTIFIED NET TAXABLE VALUE	<u>\$ 3,274,907,892.00</u>	<u>\$3,268,863,023.00</u>
	\$ 3,274,907,892.00	\$3,268,863,023.00
FREEZE CEILING	\$ 495,464,675.00	\$ 495,464,675.00
TRANSFER ADJUSTMENT	<u>\$ 323,475.00</u>	<u>\$ 292,868.00</u>
TAXABLE VALUE	<u>\$ 2,779,119,742.00</u>	<u>\$2,773,105,480.00</u>

	COUNTY	LATERAL ROAD	INT. & SINKING
Assessed Valuation	\$ 2,779,119,742.00	\$2,773,105,480.00	\$ 2,779,119,742.00
Rate per \$100	0.3792	0.0994	0.0220
Tax	\$ 10,538,422.06	\$ 2,756,466.85	\$ 611,406.34
Freeze Ceiling Tax(Estimate)	\$ 1,375,000.00	\$ 390,000.00	\$ 80,000.00
Total Tax For 2025	\$ 11,913,422.06	\$ 3,146,466.85	\$ 691,406.34
Less Current Delinquent(est. 3% at Year End)	\$ 357,402.66	\$ 94,394.01	\$ 20,742.19
Estimated Current Income	\$ 11,556,019.40	\$ 3,052,072.84	\$ 670,664.15
Plus: Prior Year Collections	<u>\$ 150,000.00</u>	<u>\$ 50,000.00</u>	<u>\$ 10,000.00</u>
TOTAL TAX INCOME	\$ 11,706,019.40	\$ 3,102,072.84	\$ 680,664.15

<u>ALLOCATION OF COUNTY TAXES</u>	<u>RATE</u>	<u>COUNTY TAX</u>	<u>LATERAL ROAD</u>
General Fund	95.000%	\$ 10,978,218.43	
Road & Bridge	5.000%	\$ 577,800.97	\$ 3,052,072.84
	100.000%	11,556,019.40	
<u>Road and Bridge Allocation</u>			
Road & Bridge #1	25.00%	\$ 144,450.24	\$ 610,414.57
Road & Bridge #2	25.00%	\$ 144,450.24	\$ 732,497.48
Road & Bridge #3	25.00%	\$ 144,450.24	\$ 915,621.85
Road & Bridge #4	25.00%	\$ 144,450.24	\$ 793,538.94
	100.00%	\$ 577,800.97	\$ 3,052,072.84

GENERAL AD VALOREM	0.3792	Lateral Distribution:	R & B #1	20%
LATERAL ROAD	0.0994		R & B #2	24%
INTEREST & SINKING	<u>0.0220</u>		R & B #3	30%
			R & B #4	26%
TOTAL TAX RATE	0.5006			

LEE COUNTY 2024-2025 BUDGET ANALYSIS

FUND #	FUND	Est. Bal. 9/30/24	Receipts	Financing Proceeds	Transfers In	Transfers Out	Expenses	Est. Bal. 9/30/25
1000	General	\$ 10,609,300.00	\$ 15,314,287.00	\$ -	\$ 23,168.00	\$ 2,574,734.00	\$ 14,014,913.00	\$ 9,357,108.00
1002	Child Safety Fund	\$ 14,344.00	\$ 1,369.00	\$ -	\$ -	\$ -	\$ -	\$ 15,713.00
1004	Inmate Phone Time Income	\$ 22,665.00	\$ 60,412.00	\$ -	\$ -	\$ -	\$ -	\$ 83,077.00
1200	Economic Development	\$ 282,196.00	50,389.00	-	-	-	18,199.00	\$ 314,386.00
1501	R&B Precinct #1	\$ 1,007,171.00	897,843.00	-	83,304.00	-	984,904.00	\$ 1,003,414.00
1502	R&B Precinct #2	\$ 1,580,599.00	1,039,996.00	-	83,304.00	-	791,307.00	\$ 1,912,592.00
1503	R&B Precinct #3	\$ 1,750,625.00	1,233,057.00	-	83,304.00	-	1,248,140.00	\$ 1,818,846.00
1504	R&B Precinct #4	\$ 1,535,826.00	1,072,792.00	-	83,304.00	-	776,314.00	\$ 1,915,608.00
1511	R&B Precinct #1 Grant Fund	\$ 112,974.00	-	-	-	-	-	\$ 112,974.00
1512	R&B Precinct #2 Grant Fund	\$ 129,227.00	837.00	-	-	-	837.00	\$ 129,227.00
1513	R&B Precinct #3 Grant Fund	\$ -	-	-	-	-	-	\$ -
1514	R&B Precinct #4 Grant Fund	\$ 121,474.00	-	-	-	-	-	\$ 121,474.00
1700	Indigent Health Care	\$ 203,442.00	24,121.00	-	220,000.00	-	249,744.00	\$ 197,819.00
1800	County Law Library	\$ 42,865.00	10,684.00	-	-	-	1,607.00	\$ 51,942.00
1900	Recycling	\$ 77,892.00	355.00	-	60,000.00	-	38,880.00	\$ 99,367.00
2000	Court Appt. Atty.	\$ 194,741.00	27,728.00	-	-	-	27,900.00	\$ 194,569.00
2100	Right of Way	\$ 34,533.00	1,183.00	-	-	-	-	\$ 35,716.00
2200	Lee Co. Historical Commission	\$ 12,283.00	1,187.00	-	500.00	-	77.00	\$ 13,893.00
2300	Records Management (Co.Clk)	\$ 102,299.00	47,424.00	-	-	-	36,015.00	\$ 113,708.00
2403	Courthouse Restoration Ph. III	\$ (662,763.00)	912,336.00	-	1,950,830.00	-	1,913,061.00	\$ 287,342.00
2500	Hot Check Fund (Co. Atty.)	\$ 43,253.00	1,282.00	-	-	-	8,849.00	\$ 35,686.00
2600	Sheriff Special Fund	\$ 46,690.00	10,703.00	-	-	-	33,950.00	\$ 23,443.00

LEE COUNTY 2024-2025 BUDGET ANALYSIS

FUND #	FUND	Est. Bal. 9/30/24	Receipts	Financing Proceeds	Transfers In	Transfers Out	Expenses	Est. Bal. 9/30/25
2700	Hospital Dist. Account	\$ 79.00	-	-	-	-	-	\$ 79.00
	DEDICATED FUNDS							
2810	Judicial Education Fund	\$ 4,233.00	407.00	-	-	-	450.00	\$ 4,190.00
2820	Child Abuse Prevention Fund	\$ 6,564.00	572.00	-	-	-	-	\$ 7,136.00
2830	JP Technology Fund	\$ 104,636.00	13,667.00	-	-	-	28,073.00	\$ 90,230.00
2831	District Clerk Techology Fund	\$ 2,372.00	483.00	-	-	-	-	\$ 2,855.00
2832	District Court Tech/Arch Fund	\$ 1,943.00	107.00	-	-	-	-	\$ 2,050.00
2833	County Clerk Technology Fund	\$ 10,623.00	1,171.00	-	-	-	700.00	\$ 11,094.00
2834	Video Fee Fund	\$ 6,654.00	1,065.00	-	-	-	145.00	\$ 7,574.00
2835	Family Protection Fees Fund	\$ 2,037.00	70.00	-	-	-	-	\$ 2,107.00
2836	TP Reimbursement Fee Fund	\$ 7,547.00	2,437.00	-	-	-	-	\$ 9,984.00
2840	Sheriff's LEOSE Fund	\$ 5,208.00	7,024.00	-	-	-	7,355.00	\$ 4,877.00
2842	Constable Pct. #2 LEOSE Fund	\$ 9,472.00	1,629.00	-	-	-	5,761.00	\$ 5,340.00
2843	Constable Pct. #3 LEOSE Fund	\$ 1,164.00	1,526.00	-	-	-	439.00	\$ 2,251.00
2844	Constable Pct. #4 LEOSE Fund	\$ 1,177.00	1,524.00	-	-	-	582.00	\$ 2,119.00
2845	Homeland Security	\$ 1,777.00	61.00	-	-	-	-	\$ 1,838.00
2850	Judicial Efficiency Fund	\$ 17,684.00	653.00	-	-	-	-	\$ 18,337.00
2855	Court Reporter (STENO) Fund	\$ 7,829.00	6,976.00	-	-	-	8,077.00	\$ 6,728.00
2856	County Jury Fund	\$ 10,946.00	3,343.00	-	-	-	-	\$ 14,289.00
2857	Guardianship Fund	\$ 34,938.00	5,081.00	-	-	-	-	\$ 40,019.00
2858	Pre-Trial Diversion Fund	\$ 54,136.00	19,432.00	-	-	-	13,276.00	\$ 60,292.00
2859	Ignition Interlock Fund	\$ 2,427.00	2,560.00	-	-	-	-	\$ 4,987.00
2860	Local Truancy Prvntn&Diversion	\$ 74,330.00	14,899.00	-	-	-	-	\$ 89,229.00
2861	County Specialty Court	\$ 6,381.00	2,267.00	-	-	-	-	\$ 8,648.00
2862	Truancy Court	\$ 108.00	4.00	-	-	-	-	\$ 112.00
2865	Language Access Fund	\$ 5,269.00	1,828.00	-	-	-	642.00	\$ 6,455.00
2867	Court Facility Fund	\$ 18,365.00	5,920.00	-	-	-	-	\$ 24,285.00
2868	Justice Court Support Fund	\$ 20,957.00	7,936.00	-	-	-	250.00	\$ 28,643.00
2870	County Clerk Archive Fund	\$ 359,306.00	48,629.00	-	-	-	-	\$ 407,935.00
2872	Court Record Preservation Fund	\$ 881.00	71.00	-	-	-	-	\$ 952.00
2873	District Clerk Records Preservation	\$ 19,025.00	9,588.00	-	-	-	2,752.00	\$ 25,861.00
2876	County Records Management Fund	\$ 1,976.00	3,283.00	-	-	-	-	\$ 5,259.00
2878	Vital Statistics Preservation Fund	\$ 4,851.00	864.00	-	-	-	-	\$ 5,715.00
2880	Courthouse Security Fund	\$ 162,226.00	25,541.00	-	-	-	27,472.00	\$ 160,295.00
2885	Justice Court Security Fund	\$ 1,411.00	195.00	-	-	-	340.00	\$ 1,266.00
2890	Tax Collector VIT Fund	\$ 3,420.00	117.00	-	-	-	-	\$ 3,537.00
2891	Blood Draw Fund	\$ 210.00	7.00	-	-	-	-	\$ 217.00
3000	County Attorney Spec. Acct.	\$ 76,831.00	12,914.00	-	-	-	2,558.00	\$ 87,187.00
3010	Controlled Subs. Reimb. Fund	\$ 7,255.00	6,210.00	-	-	-	6,000.00	\$ 7,465.00

LEE COUNTY 2024-2025 BUDGET ANALYSIS

FUND #	FUND	Est. Bal. 9/30/24	Receipts	Financing Proceeds	Transfers In	Transfers Out	Expenses	Est. Bal. 9/30/25
3400	SO Gambling Seizure Fund	\$ 3,578.00	340.00	-	-	-	-	\$ 3,918.00
3401	CA Gambling Seizure Fund	\$ 7,300.00	694.00	-	-	-	6,695.00	\$ 1,299.00
3500	HAVA Grant Fund	\$ 24,050.00	2,286.00	-	-	-	-	\$ 26,336.00
3600	Fletcher Buildings Fund	\$ 52,497.00	6,219.00	-	10,000.00	-	7,880.00	\$ 60,836.00
							3.00	
3900	Flood Grant Fund	\$ 718.00	5.00	-	-	-	-	\$ 723.00
4001	American Rescue Plan Act Fund	\$ 144,652.00	4,970.00	-	-	-	50,851.00	\$ 98,771.00
4002	Local Assistance & Tribal Consistency Fund	\$ 270.00	-	-	-	-	270.00	\$ -
4050	Opioid Abatement Settlement	\$ 11,421.00	9,074.00	-	-	-	-	\$ 20,495.00
4060	Rural Sheriff's Office Salary Assistance	\$ (92.00)	350,000.00	-	23,168.00	23,168.00	269,515.00	\$ 80,393.00
4061	Rural Prosecutor Salary Assistance	\$ 112,670.00	175,000.00	-	-	22,980.00	92,480.00	\$ 172,210.00
6000	Interest & Sinking Fund	\$ 172,936.00	646,823.00	-	-	-	712,328.00	\$ 107,431.00
7000	Capital Improvements	\$ 645,365.00	-	-	-	-	11,075.00	\$ 634,290.00
TOTALS		\$ 19,493,249.00	\$ 22,113,457.00	\$ -	\$ 2,620,882.00	\$ 2,620,882.00	\$ 21,400,666.00	\$ 20,206,043.00

Lee County Salary Worksheet 2025-2026 Budget	2024-2025 Monthly Expense Allowance	2024-2025 Monthly Clothing Allowance	2024-2025 Monthly Certification Pay	2024-2025 Salary Adjustment	2024-2025 Maximum Mo./Hrly. Salary	2024-2025 Maximum Annual Salary	2025-2026 Monthly Expense Allowance	2025-2026 Monthly Clothing Allowance	2025-2026 Monthly Certification Pay	2025-2026 Salary Adjustment	2025-2026 Maximum Mo./Hrly. Salary	2025-2026 Maximum Annual Salary	FICA Annual Amount 7.65%	Retirement County Match 10.33%
COUNTY JUDGE (400)														
Elected Official	650.00	-	-	650.00	4,837.32	66,498.00	-	-	-	650.00	5,761.75	69,791.00	5,339.02	7,209.42
Elected Official State Supplement	-	-	-	-	2,100.00	25,200.00	-	-	-	-	2,625.00	31,500.00	2,409.75	3,253.95
Executive Assistant	-	-	-	650.00	21.2967	44,948.00	-	-	-	650.00	22.3620	47,163.00	3,607.97	4,871.94
Overtime	-	-	-	-	-	1,500.00	-	-	-	-	-	1,500.00	114.75	154.95
Department Total						138,146.00						149,954.00	11,472.00	15,491.00
COMMISSIONERS COURT (401)														
Elected Official Pct 1	350.00	-	-	650.00	5,776.58	74,169.00	-	-	-	650.00	6,432.91	77,845.00	5,955.15	8,041.39
Elected Official Pct 2	350.00	-	-	650.00	5,776.58	74,169.00	-	-	-	650.00	6,432.91	77,845.00	5,955.15	8,041.39
Elected Official Pct 3	350.00	-	-	650.00	5,776.58	74,169.00	-	-	-	650.00	6,432.91	77,845.00	5,955.15	8,041.39
Elected Official Pct 4	350.00	-	-	650.00	5,776.58	74,169.00	-	-	-	650.00	6,432.91	77,845.00	5,955.15	8,041.39
Department Total						296,676.00						311,380.00	23,821.00	32,166.00
COUNTY CLERK (403)														
Elected Official	350.00	-	-	650.00	4,960.16	64,372.00	-	-	-	650.00	5,575.66	67,558.00	5,168.19	6,978.75
Chief Deputy / (pd \$75 per month Interpreter)	-	-	-	650.00	21.2967	45,848.00	-	-	-	650.00	22.3620	48,063.00	3,676.82	4,964.91
Deputy	-	-	-	650.00	20.5396	43,373.00	-	-	-	650.00	21.5668	45,509.00	3,481.44	4,701.08
Deputy (pd \$50 per mo from Fund 2300)	-	-	-	650.00	20.5396	43,373.00	-	-	-	650.00	21.5668	45,509.00	3,481.44	4,701.08
Deputy	-	-	-	650.00	20.5396	43,373.00	-	-	-	650.00	21.5668	45,509.00	3,481.44	4,701.08
Deputy	-	-	-	650.00	20.5396	43,373.00	-	-	-	650.00	21.5668	45,509.00	3,481.44	4,701.08
Overtime	-	-	-	-	-	206.00	-	-	-	-	-	206.00	15.76	21.28
Department Total						283,918.00						297,863.00	22,787.00	30,770.00
VETERANS' SERVICES (405)														
Veterans Officer (32 hrs per week FY 2025) - Includes \$600 annual telephone allowance	-	-	-	650.00	23.6478	40,600.00	-	-	-	650.00	24.8305	42,568.00	3,256.46	4,397.28
Assistant Officer (15 hrs per week FY 2025)	-	-	-	325.00	14.9679	12,000.00	-	-	-	325.00	15.7166	12,584.00	962.68	1,299.93
Overtime	-	-	-	-	-	3,000.00	-	-	-	-	-	3,000.00	229.50	309.90
Department Total						55,600.00						58,152.00	4,449.00	6,008.00
NON-DEPARTMENTAL (409)														
Fire Department Mechanic (FY 2026 - Interlocal with City of Giddings)	-	-	-	-	622.16	7,466.00	-	-	-	-	-	-	-	-
Magistrate Interpreters Temp / Seasonal	-	-	-	-	-	200.00	-	-	-	-	-	200.00	15.30	-
						7,666.00						200.00	16.00	-
IT DEPARTMENT (420)														
IT Director	-	-	-	650.00	30.4198	63,924.00	-	-	-	650.00	31.9408	67,087.00	5,132.16	6,930.09
Overtime	-	-	-	-	-	500.00	-	-	-	-	-	500.00	38.25	51.65
Department Total						64,424.00						67,587.00	5,171.00	6,982.00
COUNTY COURT (426)														
Bailiff - County Court	-	-	-	-	300.00	3,600.00	-	-	-	-	300.00	3,600.00	275.40	371.88
Bailiff - Reserve Constable	-	-	-	-	300.00	3,600.00	-	-	-	-	300.00	3,600.00	275.40	371.88
Court Reporters	-	-	-	-	-	2,500.00	-	-	-	-	-	2,500.00	191.25	-
Visting Judges Temp / Seasonal	-	-	-	-	-	500.00	-	-	-	-	-	500.00	38.25	-
Interpreters Temp / Seasonal	-	-	-	-	-	700.00	-	-	-	-	-	700.00	53.55	-
Department Total						10,900.00						10,900.00	834.00	744.00

Lee County Salary Worksheet 2025-2026 Budget	2024-2025 Monthly Expense Allowance	2024-2025 Monthly Clothing Allowance	2024-2025 Monthly Certification Pay	2024-2025 Salary Adjustment	2024-2025 Maximum Mo./Hrly. Salary	2024-2025 Maximum Annual Salary	2025-2026 Monthly Expense Allowance	2025-2026 Monthly Clothing Allowance	2025-2026 Monthly Certification Pay	2025-2026 Salary Adjustment	2025-2026 Maximum Mo./Hrly. Salary	2025-2026 Maximum Annual Salary	FICA Annual Amount 7.65%	Retirement County Match 10.33%
DISTRICT COURT (435)														
District Judge #21	-	-	-	-	300.00	3,600.00	-	-	-	-	300.00	3,600.00	275.40	-
Court Reporter	-	-	-	162.50	1,196.91	14,525.50	-	-	-	162.50	1,256.70	15,243.00	1,166.09	1,574.61
District Judge #335	-	-	-	-	300.00	3,600.00	-	-	-	-	300.00	3,600.00	275.40	-
Court Reporter	-	-	-	162.50	1,196.91	14,525.50	-	-	-	162.50	1,256.70	15,243.00	1,166.09	1,574.61
Bailiff - District Court	-	-	-	-	400.00	4,800.00	-	-	-	-	400.00	4,800.00	367.20	495.84
Extra Bailiff Services	-	-	-	-	-	2,400.00	-	-	-	-	-	2,400.00	183.60	-
Court Reporter Fill-In	-	-	-	-	-	1,500.00	-	-	-	-	-	1,500.00	114.75	-
Court Coordinator	-	-	-	650.00	21,296.7	44,948.00	-	-	-	650.00	22,362.0	47,163.00	3,607.97	4,871.94
Interpreters - Temp / Seasonal	-	-	-	-	-	3,500.00	-	-	-	-	-	3,500.00	267.75	-
Visting Judge Temp / Seasonal	-	-	-	-	-	400.00	-	-	-	-	-	400.00	30.60	-
New FY 2026 Court Coordinator Temp/Seasonal	-	-	-	-	-	-	-	-	-	-	-	3,600.00	275.40	-
2 Metal Detector Attendants pd from Courthouse Security - Dedicated Funds (Fund 2880)	-	-	-	-	-	11,200.00	-	-	-	-	-	11,200.00	856.80	1,156.96
Department Total						104,999.00						112,249.00	8,588.00	9,674.00
DISTRICT CLERK (450)														
Elected Official	350.00	-	-	650.00	4,960.16	64,372.00	-	-	-	650.00	5,575.66	67,558.00	5,168.19	6,978.75
Chief Deputy	-	-	-	650.00	21,296.7	44,948.00	-	-	-	650.00	22,362.0	47,163.00	3,607.97	4,871.94
Deputy	-	-	-	650.00	20,539.6	43,373.00	-	-	-	650.00	21,566.8	45,509.00	3,481.44	4,701.08
Deputy	-	-	-	650.00	20,539.6	43,373.00	-	-	-	650.00	21,566.8	45,509.00	3,481.44	4,701.08
Deputy	-	-	-	650.00	20,539.6	43,373.00	-	-	-	650.00	21,566.8	45,509.00	3,481.44	4,701.08
Overtime	-	-	-	-	-	515.00	-	-	-	-	-	1,000.00	76.50	103.30
Department Total						239,954.00						252,248.00	19,297.00	26,058.00
JP#2 (452)														
Elected Official	350.00	-	-	650.00	4,960.16	64,372.00	-	-	-	650.00	5,575.66	67,558.00	5,168.19	6,978.75
Chief Clerk	-	-	-	650.00	21,296.7	44,948.00	-	-	-	650.00	22,362.0	47,163.00	3,607.97	4,871.94
Clerk	-	-	-	650.00	20,539.6	43,373.00	-	-	-	650.00	21,566.8	45,509.00	3,481.44	4,701.08
Clerk	-	-	-	650.00	20,539.6	43,373.00	-	-	-	650.00	21,566.8	45,509.00	3,481.44	4,701.08
Interpreter - Temp / Seasonal	-	-	-	-	-	500.00	-	-	-	-	-	500.00	38.25	-
Overtime	-	-	-	-	-	3,500.00	-	-	-	-	-	3,500.00	267.75	361.55
Department Total						200,066.00						209,739.00	16,046.00	21,615.00
JP#3 (453)														
Elected Official	350.00	-	-	650.00	3,720.15	49,492.00	-	-	-	650.00	4,273.66	51,934.00	3,972.96	5,364.79
Chief Clerk	-	-	-	650.00	21,296.7	44,948.00	-	-	-	650.00	22,362.0	47,163.00	3,607.97	4,871.94
Temp / Seasonal	-	-	-	-	-	-	-	-	-	-	-	5,000.00	382.50	-
Interpreter Temp / Seasonal	-	-	-	-	-	100.00	-	-	-	-	-	100.00	7.65	-
Department Total						94,540.00						104,197.00	7,972.00	10,237.00
JP#4 (454)														
Elected Official	350.00	-	-	650.00	4,960.16	64,372.00	-	-	-	650.00	5,575.66	67,558.00	5,168.19	6,978.75
Chief Clerk (Also paid \$600 per year from Fund 2859 - Ignition Interlock Fund)	-	-	-	650.00	21,296.7	44,948.00	-	-	-	650.00	22,362.0	47,163.00	3,607.97	4,871.94
Clerk	-	-	-	650.00	20,539.6	43,373.00	-	-	-	650.00	21,566.8	45,509.00	3,481.44	4,701.08
Interpreter Temp / Seasonal	-	-	-	-	-	100.00	-	-	-	-	-	100.00	7.65	-
Department Total						152,793.00						160,330.00	12,266.00	16,552.00

Lee County Salary Worksheet 2025-2026 Budget	2024-2025 Monthly Expense Allowance	2024-2025 Monthly Clothing Allowance	2024-2025 Monthly Certification Pay	2024-2025 Salary Adjustment	2024-2025 Maximum Mo./Hrly. Salary	2024-2025 Maximum Annual Salary	2025-2026 Monthly Expense Allowance	2025-2026 Monthly Clothing Allowance	2025-2026 Monthly Certification Pay	2025-2026 Salary Adjustment	2025-2026 Maximum Mo./Hrly. Salary	2025-2026 Maximum Annual Salary	FICA Annual Amount 7.65%	Retirement County Match 10.33%
COUNTY ATTORNEY (475)														
Elected Official	650.00	-	-	650.00	795.83	18,000.00	-	-	-	650.00	2,029.16	25,000.00	1,912.50	-
Administrative Assistant	-	-	-	650.00	21.2967	44,948.00	-	-	-	650.00	22.3620	47,163.00	3,607.97	4,871.94
Administrative Assistant	-	-	-	650.00	21.2967	44,948.00	-	-	-	650.00	22.3620	47,163.00	3,607.97	4,871.94
Administrative Assistant	-	-	-	650.00	21.2967	44,948.00	-	-	-	650.00	22.3620	47,163.00	3,607.97	4,871.94
F/T Assistant CA/DA	-	-	-	650.00	8,490.91	102,541.00	-	-	-	650.00	8,915.50	107,636.00	8,234.16	11,118.80
Assistant C/D Attorney	-	-	-	650.00	4,188.33	50,910.00	-	-	-	650.00	4,397.74	53,423.00	4,086.86	5,518.60
Assistant C/D Attorney	-	-	-	650.00	580.00	7,610.00	-	-	-	-	665.91	7,991.00	611.32	825.48
Part-Time Employee	-	-	-	-	-	10,618.00	-	-	-	-	-	11,149.00	852.90	-
Assistant Prosecutor Longevity Pay	-	-	-	-	416.67	5,000.00	-	-	-	-	416.67	5,000.00	382.50	516.50
Overtime	-	-	-	-	-	5,000.00	-	-	-	-	-	5,000.00	382.50	516.50
Hot Check Fund - 2500	-	-	-	-	-	10,000.00	-	-	-	-	-	10,000.00	765.00	1,033.00
Pre-Trial Diversion - Fund 2858	-	-	-	-	-	14,500.00	-	-	-	-	-	23,400.00	1,791.00	2,418.00
CA Forfeiture Fund - Fund 3000	-	-	-	-	-	4,500.00	-	-	-	-	-	15,000.00	1,148.00	1,550.00
Fund 4061:	-	-	-	-	-	-	-	-	-	-	-	-	-	-
Rural Prosecutor's Office Salary Assistance Grant Program	-	-	-	-	-	-	-	-	-	-	-	-	-	-
Victim Assistance Coordinator	-	-	-	-	500.00	6,000.00	-	-	-	-	650.00	10,300.00	787.95	1,064.00
F/T Assistant CA/DA	-	-	-	-	1,000.00	12,000.00	-	-	-	-	1,000.00	17,000.00	1,300.50	1,757.00
Assistant CA/DA	-	-	-	-	7,250.00	87,000.00	-	-	-	650.00	7,250.00	95,000.00	7,267.50	9,814.00
Assistant CA/DA	-	-	-	-	1,666.66	20,000.00	-	-	-	-	-	-	-	-
Part-time FY 24 Temp/Seasonal Investigator FY 25	-	-	-	-	-	25,000.00	-	-	-	-	-	22,000.00	1,683.00	6,509.00
	-	-	-	-	-	-	-	-	-	-	-	-	-	-
Department Total						513,523.00						549,388.00	42,030.00	57,257.00
ELECTIONS (490)														
Elections Administrator	-	-	-	650.00	21.2967	44,948.00	-	-	-	650.00	22.3620	47,163.00	3,607.97	4,871.94
Election Workers - Temp / Seasonal	-	-	-	-	-	31,000.00	-	-	-	-	-	31,000.00	2,371.50	-
Overtime	-	-	-	-	-	14,000.00	-	-	-	-	-	14,000.00	1,071.00	1,446.20
Department Total						89,948.00						92,163.00	7,051.00	6,319.00
COUNTY AUDITOR (495)														
Appointed Official	350.00	-	-	650.00	6,199.58	79,245.00	-	-	-	650.00	6,877.08	83,175.00	6,362.89	8,591.98
1st Assitant Auditor	-	-	-	650.00	22.9610	48,409.00	-	-	-	650.00	24.7980	52,230.00	3,995.60	5,395.36
2nd Assitant Auditor	-	-	-	650.00	21.5047	45,380.00	-	-	-	650.00	23.2254	48,959.00	3,745.37	5,057.47
Overtime	-	-	-	-	-	1,000.00	-	-	-	-	-	1,000.00	76.50	103.30
Department Total						174,034.00						185,364.00	14,181.00	19,149.00
COUNTY TREASURER (497)														
Elected Official	350.00	-	-	650.00	4,960.16	64,372.00	-	-	-	650.00	5,575.66	67,558.00	5,168.19	6,978.75
Chief Deputy	-	-	-	650.00	21.2967	44,948.00	-	-	-	650.00	22.3620	47,163.00	3,607.97	4,871.94
Deputy	-	-	-	650.00	20.5396	43,373.00	-	-	-	650.00	21.5668	45,509.00	3,481.44	4,701.08
Deputy	-	-	-	650.00	20.5396	43,373.00	-	-	-	650.00	21.5668	45,509.00	3,481.44	4,701.08
Overtime	-	-	-	-	-	3,500.00	-	-	-	-	-	3,500.00	267.75	361.55
Department Total						199,566.00						209,239.00	16,007.00	21,615.00

Lee County Salary Worksheet 2025-2026 Budget	2024-2025 Monthly Expense Allowance	2024-2025 Monthly Clothing Allowance	2024-2025 Monthly Certification Pay	2024-2025 Salary Adjustment	2024-2025 Maximum Mo./Hrly. Salary	2024-2025 Maximum Annual Salary	2025-2026 Monthly Expense Allowance	2025-2026 Monthly Clothing Allowance	2025-2026 Monthly Certification Pay	2025-2026 Salary Adjustment	2025-2026 Maximum Mo./Hrly. Salary	2025-2026 Maximum Annual Salary	FICA Annual Amount 7.65%	Retirement County Match 10.33%
TAX ASSESSOR / COLLECTOR (499)														
Elected Official	664.00	-	-	650.00	4,960.16	68,140.00	314.00	-	-	650.00	5,575.66	71,326.00	5,456.44	7,367.98
Chief Deputy	-	-	-	650.00	21,296.7	44,948.00	-	-	-	650.00	22,362.0	47,163.00	3,607.97	4,871.94
Chief Deputy	-	-	-	650.00	21,296.7	44,948.00	-	-	-	650.00	22,362.0	47,163.00	3,607.97	4,871.94
Deputy	-	-	-	650.00	20,539.6	43,373.00	-	-	-	650.00	21,566.8	45,509.00	3,481.44	4,701.08
Deputy	-	-	-	650.00	20,539.6	43,373.00	-	-	-	650.00	21,566.8	45,509.00	3,481.44	4,701.08
Deputy	-	-	-	650.00	20,539.6	43,373.00	-	-	-	650.00	21,566.8	45,509.00	3,481.44	4,701.08
Deputy	-	-	-	650.00	20,539.6	43,373.00	-	-	-	650.00	21,566.8	45,509.00	3,481.44	4,701.08
Deputy	-	-	-	650.00	20,539.6	43,373.00	-	-	-	650.00	21,566.8	45,509.00	3,481.44	4,701.08
Deputy	-	-	-	650.00	20,539.6	43,373.00	-	-	-	650.00	21,566.8	45,509.00	3,481.44	4,701.08
Overtime	-	-	-	-	-	515.00	-	-	-	-	-	515.00	39.40	53.20
Department Total						375,416.00						393,712.00	30,119.00	40,671.00
PUBLIC FACILITIES (510)														
Chief Maintenance	-	-	-	650.00	24,304.1	51,203.00	-	-	-	650.00	25,519.7	53,731.00	4,110.43	5,550.42
FY 25 Custodian Supervisor FY 26 Custodian 1	-	-	-	650.00	22,563.1	47,582.00	-	-	-	650.00	23,691.8	49,929.00	3,819.57	5,157.67
FY 25 Custodian FY 26 Custodian 2	-	-	-	650.00	20,249.5	42,770.00	-	-	-	650.00	21,262.5	44,876.00	3,433.02	4,635.70
Part-Time (up to 20 hours per week)	-	-	-	325.00	18,000.0	19,045.00	-	-	-	325.00	18,900.0	19,981.00	1,528.55	2,064.04
Overtime	-	-	-	-	-	515.00	-	-	-	-	-	515.00	39.40	53.20
Department Total						161,115.00						169,032.00	12,931.00	17,462.00
CONSTABLE #2 (552)														
Elected Official	350.00	-	-	650.00	4,960.16	64,372.00	-	-	-	650.00	5,575.66	67,558.00	5,169.00	6,979.00
CONSTABLE #3 (550)														
Elected Official	350.00	-	-	650.00	4,960.16	64,372.00	-	-	-	650.00	5,575.66	67,558.00	5,169.00	6,979.00
CONSTABLE #4 (554)														
Elected Official	350.00	-	-	650.00	4,960.16	64,372.00	-	-	-	650.00	5,575.66	67,558.00	5,169.00	6,979.00

Lee County Salary Worksheet 2025-2026 Budget	2024-2025 Monthly Expense Allowance	2024-2025 Monthly Clothing Allowance	2024-2025 Monthly Certification Pay	2024-2025 Salary Adjustment	2024-2025 Maximum Mo./Hrly. Salary	2024-2025 Maximum Annual Salary	2025-2026 Monthly Expense Allowance	2025-2026 Monthly Clothing Allowance	2025-2026 Monthly Certification Pay	2025-2026 Salary Adjustment	2025-2026 Maximum Mo./Hrly. Salary	2025-2026 Maximum Annual Salary	FICA Annual Amount 7.65%	Retirement County Match 10.33%
SHERIFF'S DEPT. GENERAL FUND (560)														
Elected Official - Sheriff	-	-	-	650.00	6,691.49	80,948.00	-	-	-	650.00	7,026.08	84,963.00	6,499.67	8,776.68
Chief Deputy	-	100.00	400.00	650.00	27,7601	68,361.00	-	100.00	400.00	650.00	29,1484	71,447.00	5,465.70	7,380.48
Captain Deputy	-	100.00	400.00	650.00	27,4446	67,660.00	-	100.00	400.00	650.00	28,8169	70,710.00	5,409.32	7,304.35
Captain Deputy (FY 2025 CID Sergeant)	-	100.00	400.00	650.00	25,2644	62,814.00	-	100.00	400.00	650.00	28,8169	70,710.00	5,409.32	7,304.35
Lieutenant (FY 2025 CID Sergeant)	-	100.00	400.00	650.00	25,2644	62,814.00	-	100.00	400.00	650.00	26,5281	65,622.00	5,020.09	6,778.76
Lieutenant (FY 2025 CID Sergeant)	-	100.00	400.00	650.00	25,2644	62,814.00	-	100.00	400.00	650.00	26,5281	65,622.00	5,020.09	6,778.76
Sergeant/Deputy	-	100.00	400.00	650.00	25,2644	62,814.00	-	100.00	400.00	650.00	26,5281	65,622.00	5,020.09	6,778.76
Sergeant/Deputy	-	100.00	400.00	650.00	25,2644	62,814.00	-	100.00	400.00	650.00	26,5281	65,622.00	5,020.09	6,778.76
Sergeant/Deputy	-	100.00	400.00	650.00	25,2644	62,814.00	-	100.00	400.00	650.00	26,5281	65,622.00	5,020.09	6,778.76
Sergeant/Deputy	-	100.00	400.00	650.00	25,2644	62,814.00	-	100.00	400.00	650.00	26,5281	65,622.00	5,020.09	6,778.76
Deputy	-	100.00	400.00	650.00	24,4162	60,928.00	-	100.00	400.00	650.00	25,6374	63,642.00	4,868.62	6,574.22
Deputy	-	100.00	400.00	650.00	24,4162	60,928.00	-	100.00	400.00	650.00	25,6374	63,642.00	4,868.62	6,574.22
Deputy	-	100.00	400.00	650.00	24,4162	60,928.00	-	100.00	400.00	650.00	25,6374	63,642.00	4,868.62	6,574.22
Deputy	-	100.00	400.00	650.00	24,4162	60,928.00	-	100.00	400.00	650.00	25,6374	63,642.00	4,868.62	6,574.22
Deputy	-	100.00	400.00	650.00	24,4162	60,928.00	-	100.00	400.00	650.00	25,6374	63,642.00	4,868.62	6,574.22
Deputy	-	100.00	400.00	650.00	24,4162	60,928.00	-	100.00	400.00	650.00	25,6374	63,642.00	4,868.62	6,574.22
Deputy	-	100.00	400.00	650.00	24,4162	60,928.00	-	100.00	400.00	650.00	25,6374	63,642.00	4,868.62	6,574.22
Deputy	-	100.00	400.00	650.00	24,4162	60,928.00	-	100.00	400.00	650.00	25,6374	63,642.00	4,868.62	6,574.22
Deputy	-	100.00	400.00	650.00	24,4162	60,928.00	-	100.00	400.00	650.00	25,6374	63,642.00	4,868.62	6,574.22
Deputy	-	100.00	400.00	650.00	24,4162	60,928.00	-	100.00	400.00	650.00	25,6374	63,642.00	4,868.62	6,574.22
Deputy	-	100.00	400.00	650.00	24,4162	60,928.00	-	100.00	400.00	650.00	25,6374	63,642.00	4,868.62	6,574.22
Cadet/Deputy	-	100.00	400.00	650.00	24,4162	60,928.00	-	100.00	400.00	650.00	25,6374	63,642.00	4,868.62	6,574.22
SRO Deputy Position	-	100.00	400.00	650.00	24,4162	60,928.00	-	100.00	400.00	650.00	25,6374	63,642.00	4,868.62	6,574.22
Administrative Services Specialist	-	-	-	650.00	25,6582	54,020.00	-	-	-	650.00	26,9418	56,689.00	4,336.71	5,855.98
Dispatcher Supervisor	-	-	-	650.00	25,6582	54,020.00	-	-	-	650.00	26,9418	56,689.00	4,336.71	5,855.98
Dispatcher	-	-	-	650.00	24,7163	52,061.00	-	-	-	650.00	25,9524	54,631.00	4,179.28	5,643.39
Dispatcher	-	-	-	650.00	24,7163	52,061.00	-	-	-	650.00	25,9524	54,631.00	4,179.28	5,643.39
Dispatcher	-	-	-	650.00	24,7163	52,061.00	-	-	-	650.00	25,9524	54,631.00	4,179.28	5,643.39
Dispatcher	-	-	-	650.00	24,7163	52,061.00	-	-	-	650.00	25,9524	54,631.00	4,179.28	5,643.39
Dispatcher	-	-	-	650.00	24,7163	52,061.00	-	-	-	650.00	25,9524	54,631.00	4,179.28	5,643.39
Overtime	-	-	-	-	-	97,931.00	-	-	-	-	-	172,931.00	13,229.23	17,863.78
Department Total						1,967,068.00						2,133,003.00	163,175.00	220,340.00

Lee County Salary Worksheet 2025-2026 Budget	2024-2025 Monthly Expense Allowance	2024-2025 Monthly Clothing Allowance	2024-2025 Monthly Certification Pay	2024-2025 Salary Adjustment	2024-2025 Maximum Mo./Hrly. Salary	2024-2025 Maximum Annual Salary	2025-2026 Monthly Expense Allowance	2025-2026 Monthly Clothing Allowance	2025-2026 Monthly Certification Pay	2025-2026 Salary Adjustment	2025-2026 Maximum Mo./Hrly. Salary	2025-2026 Maximum Annual Salary	FICA Annual Amount 7.65%	Retirement County Match 10.33%
RURAL SHERIFF'S DEPARTMENT OFFICE SALARY ASSISTANCE GRANT														
SALARY SUPPLEMENT - SHERIFF'S OFFICE														
Elected Official - Sheriff	-	-	-	-	583.33	7,000.00	-	-	-	-	583.33	7,000.00	535.50	723.10
Chief Deputy	-	-	-	-	916.66	11,000.00	-	-	-	-	916.66	11,000.00	841.50	1,136.30
Captain Deputy	-	-	-	-	666.66	8,000.00	-	-	-	-	666.66	8,000.00	612.00	826.40
Captain Deputy (FY 2025 CID Sergeant)	-	-	-	-	666.66	8,000.00	-	-	-	-	666.66	8,000.00	612.00	826.40
Lieutenant (FY 2025 CID Sergeant)	-	-	-	-	666.66	8,000.00	-	-	-	-	666.66	8,000.00	612.00	826.40
Lieutenant (FY 2025 CID Sergeant)	-	-	-	-	666.66	8,000.00	-	-	-	-	666.66	8,000.00	612.00	826.40
Sergeant/Deputy	-	-	-	-	500.00	6,000.00	-	-	-	-	500.00	6,000.00	459.00	619.80
Sergeant/Deputy	-	-	-	-	500.00	6,000.00	-	-	-	-	500.00	6,000.00	459.00	619.80
Sergeant/Deputy	-	-	-	-	500.00	6,000.00	-	-	-	-	500.00	6,000.00	459.00	619.80
Sergeant/Deputy	-	-	-	-	500.00	6,000.00	-	-	-	-	500.00	6,000.00	459.00	619.80
Deputy	-	-	-	-	375.00	4,500.00	-	-	-	-	375.00	4,500.00	344.25	464.85
Deputy	-	-	-	-	375.00	4,500.00	-	-	-	-	375.00	4,500.00	344.25	464.85
Deputy	-	-	-	-	375.00	4,500.00	-	-	-	-	375.00	4,500.00	344.25	464.85
Deputy	-	-	-	-	375.00	4,500.00	-	-	-	-	375.00	4,500.00	344.25	464.85
Deputy	-	-	-	-	375.00	4,500.00	-	-	-	-	375.00	4,500.00	344.25	464.85
Deputy	-	-	-	-	375.00	4,500.00	-	-	-	-	375.00	4,500.00	344.25	464.85
Deputy	-	-	-	-	375.00	4,500.00	-	-	-	-	375.00	4,500.00	344.25	464.85
Deputy	-	-	-	-	375.00	4,500.00	-	-	-	-	375.00	4,500.00	344.25	464.85
Deputy	-	-	-	-	375.00	4,500.00	-	-	-	-	375.00	4,500.00	344.25	464.85
Deputy	-	-	-	-	375.00	4,500.00	-	-	-	-	375.00	4,500.00	344.25	464.85
Cadet/Deputy	-	-	-	-	375.00	4,500.00	-	-	-	-	375.00	4,500.00	344.25	464.85
SRO Deputy Position	-	-	-	-	375.00	4,500.00	-	-	-	-	375.00	4,500.00	344.25	464.85
Administrative Services Specialist	-	-	-	-	166.66	2,000.00	-	-	-	-	-	-	-	-
Dispatcher Supervisor	-	-	-	-	541.66	6,500.00	-	-	-	-	-	-	-	-
Dispatcher	-	-	-	-	166.66	2,000.00	-	-	-	-	-	-	-	-
Dispatcher	-	-	-	-	166.66	2,000.00	-	-	-	-	-	-	-	-
Dispatcher	-	-	-	-	166.66	2,000.00	-	-	-	-	-	-	-	-
Dispatcher	-	-	-	-	166.66	2,000.00	-	-	-	-	-	-	-	-
Dispatcher	-	-	-	-	166.66	2,000.00	-	-	-	-	-	-	-	-
Dispatcher	-	-	-	-	166.66	2,000.00	-	-	-	-	-	-	-	-
Department Total	-	-	-	-	-	153,000.00	-	-	-	-	-	132,500.00	10,137.00	13,688.00

Lee County Salary Worksheet 2025-2026 Budget	2024-2025 Monthly Expense Allowance	2024-2025 Monthly Clothing Allowance	2024-2025 Monthly Certification Pay	2024-2025 Salary Adjustment	2024-2025 Maximum Mo./Hrly. Salary	2024-2025 Maximum Annual Salary	2025-2026 Monthly Expense Allowance	2025-2026 Monthly Clothing Allowance	2025-2026 Monthly Certification Pay	2025-2026 Salary Adjustment	2025-2026 Maximum Mo./Hrly. Salary	2025-2026 Maximum Annual Salary	FICA Annual Amount 7.65%	Retirement County Match 10.33%
JAIL GENERAL FUND (562)														
Jail Administrator	-	-	-	650.00	29.4985	62,008.00	-	-	-	650.00	30.9735	65,075.00	4,978.24	6,722.25
Lieutenant	-	-	-	650.00	26.7665	56,325.00	-	-	-	650.00	28.1052	59,109.00	4,521.84	6,105.96
Sergeant	-	-	-	650.00	24.0291	50,631.00	-	-	-	650.00	25.2307	53,130.00	4,064.45	5,488.33
Sergeant	-	-	-	650.00	24.0291	50,631.00	-	-	-	650.00	25.2307	53,130.00	4,064.45	5,488.33
Sergeant	-	-	-	650.00	24.0291	50,631.00	-	-	-	650.00	25.2307	53,130.00	4,064.45	5,488.33
Corporal	-	-	-	650.00	21.3720	45,104.00	-	-	-	650.00	22.4408	47,327.00	3,620.52	4,888.88
Jailer	-	-	-	650.00	21.3720	45,104.00	-	-	-	650.00	22.4408	47,327.00	3,620.52	4,888.88
Jailer	-	-	-	650.00	21.3720	45,104.00	-	-	-	650.00	22.4408	47,327.00	3,620.52	4,888.88
Jailer	-	-	-	650.00	21.3720	45,104.00	-	-	-	650.00	22.4408	47,327.00	3,620.52	4,888.88
Jailer	-	-	-	650.00	21.3720	45,104.00	-	-	-	650.00	22.4408	47,327.00	3,620.52	4,888.88
Jailer	-	-	-	650.00	21.3720	45,104.00	-	-	-	650.00	22.4408	47,327.00	3,620.52	4,888.88
Jailer	-	-	-	650.00	21.3720	45,104.00	-	-	-	650.00	22.4408	47,327.00	3,620.52	4,888.88
Jailer	-	-	-	650.00	21.3720	45,104.00	-	-	-	650.00	22.4408	47,327.00	3,620.52	4,888.88
Jailer	-	-	-	650.00	21.3720	45,104.00	-	-	-	650.00	22.4408	47,327.00	3,620.52	4,888.88
Jailer	-	-	-	650.00	21.3720	45,104.00	-	-	-	650.00	22.4408	47,327.00	3,620.52	4,888.88
Jailer	-	-	-	650.00	21.3720	45,104.00	-	-	-	650.00	22.4408	47,327.00	3,620.52	4,888.88
Jailer	-	-	-	650.00	21.3720	45,104.00	-	-	-	650.00	22.4408	47,327.00	3,620.52	4,888.88
Jailer	-	-	-	650.00	21.3720	45,104.00	-	-	-	650.00	22.4408	47,327.00	3,620.52	4,888.88
Jailer	-	-	-	650.00	21.3720	45,104.00	-	-	-	650.00	22.4408	47,327.00	3,620.52	4,888.88
Jailer	-	-	-	650.00	21.3720	45,104.00	-	-	-	650.00	22.4408	47,327.00	3,620.52	4,888.88
Jailer	-	-	-	650.00	21.3720	45,104.00	-	-	-	650.00	22.4408	47,327.00	3,620.52	4,888.88
Cook	-	-	-	650.00	21.3720	45,104.00	-	-	-	650.00	22.4408	47,327.00	3,620.52	4,888.88
Cook	-	-	-	650.00	21.3720	45,104.00	-	-	-	650.00	22.4408	47,327.00	3,620.52	4,888.88
Maintenance	-	-	-	650.00	24.3041	51,203.00	-	-	-	650.00	25.5197	53,731.00	4,110.43	5,550.42
Overtime	-	-	-	-	-	105,000.00	-	-	-	-	-	180,000.00	13,770.00	18,594.00
Department Total						1,193,197.00						1,321,864.00	101,123.00	136,549.00
RURAL SHERIFF'S DEPARTMENT OFFICE SALARY ASSISTANCE GRANT														
SALARY SUPPLEMENT - JAIL														
Jail Administrator	-	-	-	-	333.33	4,000.00	-	-	-	-	333.33	4,000.00	306.00	413.20
Lieutenant	-	-	-	-	250.00	3,000.00	-	-	-	-	250.00	3,000.00	229.50	309.90
Sergeant	-	-	-	-	250.00	3,000.00	-	-	-	-	250.00	3,000.00	229.50	309.90
Sergeant	-	-	-	-	250.00	3,000.00	-	-	-	-	250.00	3,000.00	229.50	309.90
Sergeant	-	-	-	-	250.00	3,000.00	-	-	-	-	250.00	3,000.00	229.50	309.90
Corporal	-	-	-	-	500.00	6,000.00	-	-	-	-	500.00	6,000.00	459.00	619.80
Jailer	-	-	-	-	500.00	6,000.00	-	-	-	-	500.00	6,000.00	459.00	619.80
Jailer	-	-	-	-	500.00	6,000.00	-	-	-	-	500.00	6,000.00	459.00	619.80
Jailer	-	-	-	-	500.00	6,000.00	-	-	-	-	500.00	6,000.00	459.00	619.80
Jailer	-	-	-	-	500.00	6,000.00	-	-	-	-	500.00	6,000.00	459.00	619.80
Jailer	-	-	-	-	500.00	6,000.00	-	-	-	-	500.00	6,000.00	459.00	619.80
Jailer	-	-	-	-	500.00	6,000.00	-	-	-	-	500.00	6,000.00	459.00	619.80
Jailer	-	-	-	-	500.00	6,000.00	-	-	-	-	500.00	6,000.00	459.00	619.80
Jailer	-	-	-	-	500.00	6,000.00	-	-	-	-	500.00	6,000.00	459.00	619.80
Jailer	-	-	-	-	500.00	6,000.00	-	-	-	-	500.00	6,000.00	459.00	619.80
Jailer	-	-	-	-	500.00	6,000.00	-	-	-	-	500.00	6,000.00	459.00	619.80
Jailer	-	-	-	-	500.00	6,000.00	-	-	-	-	500.00	6,000.00	459.00	619.80
Jailer	-	-	-	-	500.00	6,000.00	-	-	-	-	500.00	6,000.00	459.00	619.80
Jailer	-	-	-	-	500.00	6,000.00	-	-	-	-	500.00	6,000.00	459.00	619.80
Jailer	-	-	-	-	500.00	6,000.00	-	-	-	-	500.00	6,000.00	459.00	619.80
Jailer	-	-	-	-	500.00	6,000.00	-	-	-	-	500.00	6,000.00	459.00	619.80
Jailer	-	-	-	-	500.00	6,000.00	-	-	-	-	500.00	6,000.00	459.00	619.80
Jailer	-	-	-	-	500.00	6,000.00	-	-	-	-	500.00	6,000.00	459.00	619.80
Jailer	-	-	-	-	500.00	6,000.00	-	-	-	-	500.00	6,000.00	459.00	619.80
Cook (Prior Year Head Cook)	-	-	-	-	333.33	4,000.00	-	-	-	-	333.33	4,000.00	306.00	413.20
Cook	-	-	-	-	333.33	4,000.00	-	-	-	-	333.33	4,000.00	306.00	413.20
Maintenance	-	-	-	-	250.00	3,000.00	-	-	-	-	250.00	3,000.00	229.50	309.90
Department Total						117,000.00						117,000.00	8,951.00	12,087.00

Lee County Salary Worksheet 2025-2026 Budget	2024-2025 Monthly Expense Allowance	2024-2025 Monthly Clothing Allowance	2024-2025 Monthly Certification Pay	2024-2025 Salary Adjustment	2024-2025 Maximum Mo./Hrly. Salary	2024-2025 Maximum Annual Salary	2025-2026 Monthly Expense Allowance	2025-2026 Monthly Clothing Allowance	2025-2026 Monthly Certification Pay	2025-2026 Salary Adjustment	2025-2026 Maximum Mo./Hrly. Salary	2025-2026 Maximum Annual Salary	FICA Annual Amount 7.65%	Retirement County Match 10.33%
JUVENILE JUDGE (570)														
District Judge #21	-	-	-	-	200.00	2,400.00	-	-	-	-	200.00	2,400.00	183.60	-
District Judge #335	-	-	-	-	200.00	2,400.00	-	-	-	-	200.00	2,400.00	183.60	-
Department Total						4,800.00						4,800.00	368.00	-
EMERGENCY MANAGEMENT (580)														
Emergency Management Coordinator	-	-	-	650.00	32.6807	68,626.00	-	-	-	650.00	34.3149	72,025.00	5,510.00	7,441.00
Overtime												500.00	39.00	51.00
												72,525.00	5,549.00	7,492.00
DPS (585)														
Secretary - FY 2025 Administrative Assistant - FY 2026	-	-	-	650.00	21.2967	44,948.00	-	-	-	650.00	22.3620	47,163.00	3,607.97	4,871.94
Secretary - FY 2025 Administrative Assistant - FY 2026	-	-	-	650.00	21.2967	44,948.00	-	-	-	650.00	22.3620	47,163.00	3,607.97	4,871.94
Overtime	-	-	-	-	-	4,120.00	-	-	-	-	-	4,120.00	315.18	425.60
Department Total						94,016.00						98,446.00	7,532.00	10,170.00
COUNTY EXTENSION SERVICE (665)														
CEA/Agriculture	350.00	-	-	650.00	1,657.41	24,739.00	-	-	-	650.00	2,107.75	25,943.00	1,984.64	-
CEA/FCS	350.00	-	-	650.00	1,657.41	24,739.00	-	-	-	650.00	2,107.75	25,943.00	1,984.64	-
Secretary - FY 2025 Administrative Assistant - FY 2026	-	-	-	650.00	21.2967	44,948.00	-	-	-	650.00	22.3620	47,163.00	3,607.97	4,871.94
Secretary - FY 2025 Administrative Assistant - FY 2026	-	-	-	650.00	21.2967	44,948.00	-	-	-	650.00	22.3620	47,163.00	3,607.97	4,871.94
Overtime	-	-	-	-	-	618.00	-	-	-	-	-	618.00	47.28	63.84
Department Total						139,992.00						146,830.00	11,233.00	9,808.00
DEVELOPMENT SERVICES (566)														
Department Head				650.00	32.6807	68,626.00				650.00	34.3149	72,025.00	5,510.00	7,441.00
Overtime												500.00	39.00	51.00
												72,525.00	5,549.00	7,492.00
R & B #1 (Fund 1501)														
Foreman	-	-	-	650.00	25.5066	53,704.00	-	-	-	650.00	26.7822	56,357.00	4,311.32	5,821.68
Mechanic	-	-	-	650.00	24.5904	51,799.00	-	-	-	650.00	25.8201	54,356.00	4,158.24	5,614.98
Assistant Foreman	-	-	-	650.00	23.1702	48,845.00	-	-	-	650.00	24.3288	51,254.00	3,920.94	5,294.54
Road Hand	-	-	-	650.00	21.8530	46,105.00	-	-	-	650.00	22.9461	48,378.00	3,700.92	4,997.45
Road Hand	-	-	-	650.00	21.8530	46,105.00	-	-	-	650.00	22.9461	48,378.00	3,700.92	4,997.45
Temp / Seasonal	-	-	-	325.00	21.8530	23,053.00	-	-	-	325.00	22.9461	24,189.00	1,850.46	2,498.73
Overtime	-	-	-	-	-	3,090.00	-	-	-	-	-	3,090.00	236.39	319.20
Department Total						272,701.00						286,002.00	21,880.00	29,545.00
R & B #2 (Fund 1502)														
Foreman	-	-	-	650.00	25.5066	53,704.00	-	-	-	650.00	26.7822	56,357.00	4,311.32	5,821.68
Mechanic	-	-	-	650.00	24.5904	51,799.00	-	-	-	650.00	25.8201	54,356.00	4,158.24	5,614.98
Assistant Foreman	-	-	-	650.00	23.1702	48,845.00	-	-	-	650.00	24.3288	51,254.00	3,920.94	5,294.54
Road Hand	-	-	-	650.00	21.8530	46,105.00	-	-	-	650.00	22.9461	48,378.00	3,700.92	4,997.45
Road Hand	-	-	-	650.00	21.8530	46,105.00	-	-	-	650.00	22.9461	48,378.00	3,700.92	4,997.45
Road Hand	-	-	-	650.00	21.8530	46,105.00	-	-	-	650.00	22.9461	48,378.00	3,700.92	4,997.45
Temp / Seasonal	-	-	-	325.00	21.8530	23,053.00	-	-	-	325.00	22.9461	24,189.00	1,850.46	2,498.73
Overtime	-	-	-	-	-	4,000.00	-	-	-	-	-	4,000.00	306.00	413.20
Department Total						319,716.00						335,290.00	25,650.00	34,636.00

Lee County Salary Worksheet 2025-2026 Budget	2024-2025 Monthly Expense Allowance	2024-2025 Monthly Clothing Allowance	2024-2025 Monthly Certification Pay	2024-2025 Salary Adjustment	2024-2025 Maximum Mo./Hrly. Salary	2024-2025 Maximum Annual Salary	2025-2026 Monthly Expense Allowance	2025-2026 Monthly Clothing Allowance	2025-2026 Monthly Certification Pay	2025-2026 Salary Adjustment	2025-2026 Maximum Mo./Hrly. Salary	2025-2026 Maximum Annual Salary	FICA Annual Amount 7.65%	Retirement County Match 10.33%
R & B #3 (Fund 1503)														
Foreman	-	-	-	650.00	25.5066	53,704.00	-	-	-	650.00	26.7822	56,357.00	4,311.32	5,821.68
Mechanic	-	-	-	650.00	24.5904	51,799.00	-	-	-	650.00	25.8201	54,356.00	4,158.24	5,614.98
Assistant Foreman	-	-	-	650.00	23.1702	48,845.00	-	-	-	650.00	24.3288	51,254.00	3,920.94	5,294.54
Road Hand	-	-	-	650.00	21.8530	46,105.00	-	-	-	650.00	22.9461	48,378.00	3,700.92	4,997.45
Road Hand	-	-	-	650.00	21.8530	46,105.00	-	-	-	650.00	22.9461	48,378.00	3,700.92	4,997.45
Road Hand	-	-	-	650.00	21.8530	46,105.00	-	-	-	650.00	22.9461	48,378.00	3,700.92	4,997.45
Road Hand	-	-	-	650.00	21.8530	46,105.00	-	-	-	650.00	22.9461	48,378.00	3,700.92	4,997.45
Temp / Seasonal	-	-	-	-	-	500.00	-	-	-	-	-	20,500.00	1,568.25	2,117.65
Overtime	-	-	-	-	-	5,500.00	-	-	-	-	-	5,500.00	420.75	568.15
Department Total						344,768.00						381,479.00	29,184.00	39,407.00
R & B #4 (Fund 1504)														
Foreman	-	-	-	650.00	25.5066	53,704.00	-	-	-	650.00	26.7822	56,357.00	4,311.32	5,821.68
Mechanic	-	-	-	650.00	24.5904	51,799.00	-	-	-	650.00	25.8201	54,356.00	4,158.24	5,614.98
Assistant Foreman	-	-	-	650.00	23.1702	48,845.00	-	-	-	650.00	24.3288	51,254.00	3,920.94	5,294.54
Road Hand	-	-	-	650.00	21.8530	46,105.00	-	-	-	650.00	22.9461	48,378.00	3,700.92	4,997.45
Road Hand	-	-	-	650.00	21.8530	46,105.00	-	-	-	650.00	22.9461	48,378.00	3,700.92	4,997.45
Road Hand	-	-	-	650.00	21.8530	46,105.00	-	-	-	650.00	22.9461	48,378.00	3,700.92	4,997.45
Overtime	-	-	-	-	-	2,000.00	-	-	-	-	-	2,000.00	153.00	206.60
Department Total						294,663.00						309,101.00	23,647.00	31,931.00
INDIGENT HEALTH (Fund 1700)														
Coordinator	-	-	-	650.00	24.6875	52,000.00	-	-	-	650.00	25.9221	54,568.00	4,174.46	5,636.88
Part-Time Clerk (Up to 20 hours per week)	-	-	-	325.00	21.2967	22,474.00	-	-	-	325.00	22.3620	23,582.00	1,804.03	2,436.03
Overtime	-	-	-	-	-	2,000.00	-	-	-	-	-	2,000.00	153.00	206.60
Department Total						76,474.00						80,150.00	6,132.00	8,280.00
RECYCLING (Fund 1900)														
Part-Time Position (18 hrs average per week)	-	-	-	325.00	20.4786	19,494.00	-	-	-	325.00	21.5025	20,452.00	1,564.58	2,112.70
Temp / Seasonal	-	-	-	325.00	-	12,890.00	-	-	-	325.00	-	13,518.00	1,034.13	1,396.41
Part-Time Position	-	-	-	-	-	-	-	-	-	-	-	-	-	-
Department Total						32,384.00						33,970.00	2,599.00	3,510.00
COUNTY RECORDS MANAGEMENT (Fund 2300)														
Records Management Clerk			-	-	-	600.00	-	-	-	-	-	600.00	46.00	62.00
COURT REPORTER (STENO) FUND (Fund 2855)														
Court Reporter			-	-	-	2,000.00	-	-	-	-	-	2,000.00	153.00	-
IGNITION INTERLOCK (Fund 2859)														
Ignition Interlock Coordinator			-	-	-	600.00	-	-	-	-	-	1,200.00	92.00	124.00
LANGUAGE ACCESS FUND (Fund 2865)														
Temp/Seasonal Interpreters			-	-	-	2,000.00	-	-	-	-	-	2,000.00	153.00	207.00
Total						8,508,631.00	-	-	-	-	-	9,067,656.00	693,698.00	925,035.00

SECTION II

FINAL BUDGET
ADOPTED SEPTEMBER 8, 2025

1/38

LEE COUNTY

09/02/2025 09:14:19

VERSION: 2026.01.R.A, 2026.01.E.A

Fund/Dept Line Description	2023 Actual	2024 Actual	Original Budget	Amended Budget	2025 Actual	2026 Budget
1000 GENERAL FUND						
0310 TAXES						
1000.0310 3000 AD VALOREM - CURRENT	8,807,349.45	10,016,554.03	10,866,027.00	10,866,027.00	10,953,801.11	11,556,019.00
1000.0310 3010 DELIQUENT AD VALOREM TAXES	172,635.80	223,014.80	150,000.00	150,000.00	153,410.75	150,000.00
1000.0310 3060 SALES TAX - COUNTY	1,509,530.56	1,990,678.57	1,543,058.00	1,543,058.00	1,808,522.61	2,019,331.00
1000.0310 3061 SALES TAX - MIXED BEVERAGE	17,368.20	20,216.98	16,000.00	16,000.00	17,944.99	19,000.00
0310 TAXES	10,506,884.01	12,250,464.38	12,575,085.00	12,575,085.00	12,933,679.46	13,744,350.00

1000 GENERAL FUND						
0320 LCNS, PERMITS, & CERTS - BUSINESS						
1000.0320 3102 HEALTH & SANITATION PERMITS	73,830.00	58,550.00	55,000.00	55,000.00	42,755.00	40,000.00
1000.0320 3116 DVLPMNT PERMIT (UNINCORP AR)	26,590.00	9,180.00	12,000.00	12,000.00	14,705.00	12,000.00
1000.0320 3117 SUBDIVISION PERMIT / FEES	5,650.00	2,325.00	2,000.00	2,000.00	8,440.00	2,000.00
1000.0320 3118 ROAD ENTRANCE PERMIT / FEES	2,700.00	2,125.00	2,000.00	2,000.00	1,350.00	2,000.00
1000.0320 3120 ROAD CROSSING PERMIT / FEES	45,035.00	15,550.00	12,000.00	12,000.00	32,975.00	12,000.00
1000.0320 3125 TAX ABATEMENT APPLICATION FEES	0.00	1,000.00	0.00	0.00	0.00	0.00
0320 LCNS, PERMITS, & CERTS - BUSINESS	153,805.00	88,730.00	83,000.00	83,000.00	100,225.00	68,000.00

1000 GENERAL FUND						
0322 COUNTY SERVICES						
1000.0322 3181 PRISONER HOUSING - GENERAL	25,950.00	21,885.00	0.00	0.00	127,380.00	0.00
0322 COUNTY SERVICES	25,950.00	21,885.00	0.00	0.00	127,380.00	0.00

1000 GENERAL FUND						
0329 PAYMENTS IN LIEU OF TAXES						
1000.0329 3194 IN LIEU OF TAXES	26,606.32	22,070.61	20,000.00	20,000.00	23,135.86	20,000.00
0329 PAYMENTS IN LIEU OF TAXES	26,606.32	22,070.61	20,000.00	20,000.00	23,135.86	20,000.00

1000 GENERAL FUND						
0330 GRANTS & AID / REVN SHARING						
1000.0330 3200 FEDERAL - GENERAL GOVERNMENT	49,172.27	1,500.35	0.00	0.00	345.00	0.00
1000.0330 3253 FEDERAL - GENERAL LAND OFFICE (GLO)	0.00	18,750.00	0.00	0.00	18,750.00	0.00
1000.0330 3307 STATE - 911 GRANT	60,923.50	63,070.50	60,000.00	60,000.00	32,167.00	65,284.00
1000.0330 3308 STATE - VINE	5,594.42	5,762.25	7,055.00	7,055.00	4,451.34	5,000.00
1000.0330 3309 STATE - SCAAP GRANT	18,236.00	0.00	0.00	0.00	0.00	0.00
1000.0330 3310 STATE - STEP GRANT	471.11	0.00	0.00	0.00	0.00	0.00
1000.0330 3321 STATE - INDIGENT DEFENSE	25,075.00	23,438.00	24,000.00	24,000.00	0.00	24,000.00
1000.0330 3323 STATE - EMPLOYEE WELLNESS PRGM	270.00	280.00	0.00	0.00	1,680.00	0.00
1000.0330 3356 STATE - JURY REIMBURSEMENT	5,304.00	16,386.00	15,000.00	15,000.00	10,164.00	15,000.00
1000.0330 3366 STATE - SALARY SPPLMNT (CO ATTN)	27,500.01	27,500.00	27,500.00	27,500.00	18,333.33	27,500.00
1000.0330 3367 STATE - SALARY SPPLMNT (CO JUDGE)	25,200.00	25,200.00	25,200.00	25,200.00	25,200.00	31,500.00
1000.0330 3368 STATE - LONGEVITY PAY ASSIST. PROSECUTOR	2,500.00	3,750.00	5,000.00	5,000.00	6,250.00	5,000.00
1000.0330 3849 MISC REVENUE	0.00	77,646.75	0.00	0.00	0.00	0.00
0330 GRANTS & AID / REVN SHARING	220,246.31	263,283.85	163,755.00	163,755.00	117,340.67	173,284.00

1000 GENERAL FUND						
0340 FINES , FEES, COSTS, & FORFEITURES						
1000.0340 3700 FEES OF OFFICE - COUNTY JUDGE	194.00	136.00	150.00	150.00	100.00	100.00
1000.0340 3701 FEES OF OFFICE - SHERIFF / OFFICERS	27,218.16	21,265.29	16,000.00	16,000.00	15,478.31	18,000.00
1000.0340 3702 FEES OF OFFICE - COUNTY CLERK	147,253.95	137,788.45	130,000.00	130,000.00	114,473.94	130,000.00
1000.0340 3703 FEES OF OFFICE - DISTRICT CLERK	28,000.57	24,577.42	22,000.00	22,000.00	20,405.03	22,000.00
1000.0340 3704 FEES OF OFFICE - TAX ASSSSR / CLLCTR	208,779.03	207,651.66	200,000.00	200,000.00	242,680.58	240,000.00
1000.0340 3706 FEES OF OFFICE - TREASURER	41,417.36	35,281.78	28,000.00	28,000.00	21,424.71	30,000.00
1000.0340 3709 FEES OF OFFICE - JP	52,509.76	72,559.74	66,000.00	66,000.00	59,908.08	70,000.00
1000.0340 3712 FEES OF OFFICE - CONSTABLE	20,385.00	24,852.88	25,000.00	25,000.00	18,258.57	21,000.00
1000.0340 3718 ARREST FEES	185.00	340.00	200.00	200.00	405.00	200.00
1000.0340 3720 INSPECTION FEE	0.00	0.00	0.00	0.00	780.00	0.00
1000.0340 3722 COUNTY COURT COSTS	891.04	528.08	500.00	500.00	804.90	500.00
1000.0340 3728 TIME PAYMENT FEES	581.80	429.77	300.00	300.00	193.08	300.00
1000.0340 3735 STATE OFFICER FEES	6,958.17	11,064.09	9,000.00	9,000.00	6,594.88	8,000.00
1000.0340 3737 FORFEITURES - CO, DIST, JP COURTS	5,095.00	28,292.00	0.00	0.00	6,800.00	0.00
1000.0340 3746 JUVENILE PREVENTION	0.00	0.00	0.00	0.00	150.00	0.00
1000.0340 3760 COUNTY CLERK BOND FEES	2,842.68	2,685.00	1,500.00	1,500.00	3,114.00	1,500.00
1000.0340 3764 TRANSACTION FEES	7,208.98	8,089.97	8,000.00	8,000.00	5,165.30	6,000.00
1000.0340 3772 FINES - JP 2	237,298.76	309,173.40	300,000.00	300,000.00	236,945.98	270,000.00
1000.0340 3773 FINES - JP 3	51,849.32	45,612.99	50,000.00	50,000.00	35,682.53	45,000.00
1000.0340 3774 FINES - JP 4	99,685.98	106,835.29	100,000.00	100,000.00	78,685.98	90,000.00
1000.0340 3776 FINES DISTRICT COURT	117,852.98	92,748.10	90,000.00	90,000.00	121,699.62	100,000.00
0340 FINES , FEES, COSTS, & FORFEITURES	1,056,207.54	1,129,911.91	1,046,650.00	1,046,650.00	989,750.49	1,052,600.00

1000 GENERAL FUND						
0390 MISCELLANEOUS INCOME						
1000.0390 3800 INTEREST INCOME	644,351.91	788,822.70	300,000.00	300,000.00	594,200.37	500,000.00
1000.0390 3807 SALE OF SIGNS / MAPS	500.00	500.00	400.00	400.00	170.00	300.00
1000.0390 3809 INSURANCE SETTLEMENT	40,057.01	185,256.96	20,000.00	20,000.00	23,279.83	20,000.00
1000.0390 3810 SALE / COMP FOR LOSS OF ASSETS	11,868.79	8,887.74	5,500.00	5,500.00	10,358.46	5,000.00
1000.0390 3824 DONATIONS	0.00	0.00	0.00	0.00	1,500.00	0.00
1000.0390 3826 REFUNDS / REIMBURSEMENTS	103,257.65	98,184.36	24,000.00	24,000.00	26,315.44	100,000.00
1000.0390 3832 REIMBRSMT - RADIO TOWER	15,136.66	8,581.68	8,000.00	8,000.00	6,452.77	8,000.00
1000.0390 3834 REBATE - INSURANCE RENEWAL	0.00	39,449.90	0.00	0.00	0.00	0.00
1000.0390 3835 ABANDONED VEHICLE / ESTRAY	2,646.87	1,726.83	2,000.00	2,000.00	10,070.31	2,000.00
1000.0390 3841 RENT & ROYALTIES	16,218.48	21,532.78	15,000.00	15,000.00	10,499.22	12,000.00
1000.0390 3889 MISC INCOME	17,519.69	14,626.37	15,000.00	15,000.00	45,054.77	15,000.00
1000.0390 3990 PROCEEDS FROM CAPITAL LEASE	387,344.84	0.00	0.00	0.00	0.00	0.00
1000.0390 3999 BUDGETED CARRYOVER (PR YR)	0.00	0.00	5,205,225.00	5,205,225.00	0.00	2,521,529.00
0390 MISCELLANEOUS INCOME	1,238,901.90	1,167,569.32	5,595,125.00	5,595,125.00	727,901.17	3,183,829.00

1000 GENERAL FUND
0391 TRANSFERS IN

FINAL BUDGET
ADOPTED SEPTEMBER 8, 2025

2/38

VERSION: 2026.01.R.A, 2026.01.E.A

LEE COUNTY

09/02/2025 09:14:19

Fund/Dept Line Description	2023 Actual	2024 Actual	Original Budget	Amended Budget	2025 Actual	2026 Budget
0391 TRANSFERS IN						
1000.0391 3916 TRANSFERS FROM ARP ACT FUND	0.00	0.00	93,000.00	93,000.00	0.00	99,475.00
1000.0391 3920 TRANSFERS FROM FLOOD GRANT FUND	0.00	160,695.13	0.00	0.00	0.00	721.00
1000.0391 3925 TRANSFERS FROM RURAL S/O GRANT FUND	0.00	0.00	100,000.00	100,000.00	23,167.66	50,000.00
1000.0391 3926 TRANSFERS FROM RURAL PROSECUTOR GRANT FU	0.00	57,707.66	60,000.00	60,000.00	0.00	24,561.00
0391 TRANSFERS IN	0.00	218,402.79	253,000.00	253,000.00	23,167.66	174,757.00

1000 GENERAL FUND

0400 COUNTY JUDGE

POSITION	TITLE	COUNT	GRADE	LINE	SALARY				
0001	COUNTY JUDGE	1		4001	69,141.00				
0005	ADMINISTRATIVE ASSISTANT	1		4001					
0019	EXECUTIVE ASSISTANT	1		4001	46,513.00				
1000.0400	4001 FULL-TIME			118,051.17	121,555.22	127,546.00	127,546.00	116,835.23	115,654.00
1000.0400	4010 OVERTIME			224.20	2,462.65	1,500.00	1,500.00	178.20	1,500.00
1000.0400	4020 ANNUAL SALARY ADJUSTMENT			0.00	1,300.00	1,300.00	1,300.00	1,300.00	1,300.00
1000.0400	4045 STATE CONSTN'L JUDGE SALARY SUPPLMNT			0.00	0.00	0.00	0.00	0.00	31,500.00
1000.0400	4065 EXPENSE ALLOWANCE			7,800.00	7,800.00	7,800.00	7,800.00	7,150.00	0.00
1000.0400	4096 ACCRUAL PAYROLL ADJUSTMENT			12,717.26	8,024.26	0.00	0.00	0.00	0.00
1000.0400	4100 PAYROLL TAXES - CNTY MATCH			9,635.06	10,176.48	10,569.00	10,569.00	9,586.77	11,472.00
1000.0400	4116 RETIREMENT - CNTY CONTRI			13,023.52	13,771.53	14,271.00	14,271.00	12,960.43	15,491.00
1000.0400	4120 EMP HEALTH INS - CNTY PAID			14,373.26	10,411.71	11,811.00	11,811.00	10,772.08	25,085.00
1000.0400	4123 EMPL DENTAL INS - COUNTY PAID			534.04	520.20	563.00	563.00	513.92	628.00
1000.0400	4126 EMP LIFE INS - CNTY PAID			266.66	304.94	370.00	370.00	297.89	333.00
1000.0400	4201 OFFICE SUPPLIES			916.44	278.62	800.00	800.00	114.78	800.00
1000.0400	4202 FURN & EQUIP (NOT CA)			2,652.07	567.00	400.00	400.00	80.50	400.00
1000.0400	4205 LEGAL BOOKS & SUBSCRIPTIONS			211.00	541.00	500.00	500.00	0.00	500.00
1000.0400	4401 TELECOMMUNICATIONS			0.00	0.00	600.00	600.00	413.24	1,200.00
1000.0400	4433 REQUIRED PUBLIC NOTICES			2,773.34	0.00	0.00	149.00	148.35	0.00
1000.0400	4500 SERVICE AGREEMENTS			2,794.80	2,681.70	2,700.00	2,700.00	2,385.55	2,700.00
1000.0400	5100 DUES & MEMBERSHIPS			807.00	375.00	900.00	1,264.00	1,264.00	900.00
1000.0400	5111 CONFERENCES, TRAINING, ETC			4,670.66	2,147.29	4,000.00	4,000.00	3,681.87	7,000.00
1000.0400	5190 OFFICIAL, DEPUTY, NOTARY BOND			1,295.00	142.00	1,500.00	1,500.00	0.00	1,500.00
1000.0400	5399 MISC OTHER SRVCS & CHRGS			875.95	913.37	1,000.00	1,000.00	150.10	1,000.00
1000.0400	5516 FURNITURE & EQUIPMENT			0.00	0.00	800.00	800.00	0.00	3,000.00
0400	COUNTY JUDGE			193,621.43	183,972.97	188,930.00	189,443.00	167,832.91	221,963.00

1000 GENERAL FUND

0401 COMMISSIONERS COURT

POSITION TITLE			COUNT	GRADE	LINE	SALARY				
0001	CTY COMMISSIONER		4		4001	308,780.00				
1000.0401	4001	FULL-TIME			238,455.68	238,215.84	277,276.00	277,276.00	254,169.52	308,780.00
1000.0401	4020	ANNUAL SALARY ADJUSTMENT			0.00	2,600.00	2,600.00	2,600.00	2,600.00	2,600.00
1000.0401	4065	EXPENSE ALLOWANCE			16,800.00	16,800.00	16,800.00	16,800.00	15,400.00	0.00
1000.0401	4100	PAYROLL TAXES - CNTY MATCH			18,165.98	18,551.29	22,696.00	22,696.00	19,727.55	23,821.00
1000.0401	4116	RETIREMENT - CNTY CONTRI			26,367.60	26,611.48	30,647.00	30,647.00	28,115.28	32,166.00
1000.0401	4120	EMP HEALTH INS - CNTY PAID			49,993.18	51,374.42	53,284.00	53,284.00	48,599.87	56,587.00
1000.0401	4123	EMPL DENTAL INS - COUNTY PAID			1,114.64	1,086.96	1,125.00	1,125.00	1,027.84	1,255.00
1000.0401	4126	EMP LIFE INS - CNTY PAID			669.60	704.72	810.00	810.00	751.76	810.00
1000.0401	4201	OFFICE SUPPLIES			0.00	161.10	500.00	500.00	351.50	500.00
1000.0401	4202	FURN & EQUIP (NOT CA)			0.00	179.54	100.00	100.00	0.00	100.00
1000.0401	5100	DUES & MEMBERSHIPS			0.00	0.00	2,000.00	3,456.00	3,456.00	2,000.00
1000.0401	5111	CONFERENCES, TRAINING, ETC			0.00	4,859.86	7,300.00	7,300.00	5,657.43	7,300.00
1000.0401	5190	OFFICIAL, DEPUTY, NOTARY BOND			0.00	0.00	400.00	400.00	355.50	400.00
1000.0401	5516	FURNITURE & EQUIPMENT			0.00	0.00	1.00	1.00	0.00	1.00
0401 COMMISSIONERS COURT					351,566.68	361,145.21	415,539.00	416,995.00	380,212.25	436,320.00

1000 GENERAL FUND

0403 COUNTY CLERK

POSITION	TITLE	COUNT	GRADE	LINE	SALARY				
0001	COUNTY CLERK	1		4001	66,908.00				
0010	CHIEF DEPUTY	1		4001	46,513.00				
0011	DEPUTY	4		4001	179,436.00				
0508	FULL TIME INTERPRETER	1		4001	900.00				
1000.0403	4001 FULL-TIME				262,585.54	241,897.59	275,612.00	275,612.00	250,204.29
1000.0403	4010 OVERTIME				0.00	151.45	206.00	206.00	0.00
1000.0403	4020 ANNUAL SALARY ADJUSTMENT				0.00	3,250.00	3,900.00	3,900.00	3,900.00
1000.0403	4065 EXPENSE ALLOWANCE				4,200.00	4,200.00	4,200.00	4,200.00	3,850.00
1000.0403	4100 PAYROLL TAXES - CNTY MATCH				19,376.29	18,021.70	21,720.00	21,720.00	19,112.81
1000.0403	4116 RETIREMENT - CNTY CONTRI				27,554.77	25,773.16	29,329.00	29,329.00	26,646.63
1000.0403	4120 EMP HEALTH INS - CNTY PAID				72,633.39	69,839.04	76,304.00	76,304.00	64,764.25
1000.0403	4123 EMPL DENTAL INS - COUNTY PAID				1,625.40	1,562.70	1,687.00	1,687.00	1,495.04
1000.0403	4126 EMP LIFE INS - CNTY PAID				595.84	673.48	792.00	792.00	689.17
1000.0403	4201 OFFICE SUPPLIES				5,468.64	2,203.16	3,500.00	3,500.00	3,314.60
1000.0403	4202 FURN & EQUIP (NOT CA)				3,077.38	674.61	2,500.00	2,490.00	1,284.87
1000.0403	4401 TELECOMMUNICATIONS				772.25	739.49	1,000.00	1,000.00	865.56
1000.0403	4500 SERVICE AGREEMENTS				12,030.14	11,876.62	14,042.00	14,042.00	10,932.16
1000.0403	5100 DUES & MEMBERSHIPS				125.00	160.00	150.00	160.00	150.00
1000.0403	5111 CONFERENCES, TRAINING, ETC				3,733.65	2,218.05	3,500.00	3,500.00	2,986.39
1000.0403	5190 OFFICIAL, DEPUTY, NOTARY BOND				353.00	175.00	400.00	400.00	175.00
1000.0403	5399 MISC OTHER SRVCS & CHRGS				1,003.00	464.81	2,500.00	2,500.00	371.84
1000.0403	5516 FURNITURE & EQUIPMENT				0.00	0.00	3,500.00	3,500.00	0.00
0403 COUNTY CLERK					415,134.29	383,880.86	444,842.00	444,842.00	390,752.61
									468,743.00

FINAL BUDGET
ADOPTED SEPTEMBER 8, 2025

3/38

LEE COUNTY

09/02/2025 09:14:19

VERSION: 2026.01.R.A, 2026.01.E.A

				2023	2024	Original	Amended	2025	2026
Fund	Dept	Line	Description	Actual	Actual	Budget	Budget	Actual	Budget
1000 GENERAL FUND									
0405 VETERAN'S OFFICE									
POSITION TITLE			COUNT	GRADE	LINE	SALARY			
0003	VETERAN'S OFFICER		1		4002	41,318.00			
0009	ASS'T VETERAN'S OFFICER		1		4002	12,259.00			
1000.0405	4001	FULL-TIME		0.00	0.00	0.00	0.00	283.77	0.00
1000.0405	4002	PART-TIME		0.00	0.00	51,025.00	51,025.00	48,910.72	53,577.00
1000.0405	4010	OVERTIME		0.00	0.00	3,000.00	3,000.00	638.50	3,000.00
1000.0405	4020	ANNUAL SALARY ADJUSTMENT		0.00	0.00	975.00	975.00	975.00	975.00
1000.0405	4040	SUPPLEMENT		26,880.00	27,148.68	0.00	0.00	0.00	0.00
1000.0405	4061	CELL PHONE ALLOWANCE		600.00	600.00	600.00	600.00	550.00	600.00
1000.0405	4100	PAYROLL TAXES - CNTY MATCH		2,102.40	2,122.80	4,254.00	4,254.00	3,928.87	4,449.00
1000.0405	4116	RETIREMENT - CNTY CONTRI		2,838.96	2,866.44	5,744.00	5,744.00	5,305.26	6,008.00
1000.0405	4126	EMP LIFE INS - CNTY PAID		0.00	0.00	111.00	111.00	117.69	117.00
1000.0405	4201	OFFICE SUPPLIES		204.53	529.98	600.00	850.00	697.80	600.00
1000.0405	4202	FURN & EQUIP (NOT CA)		1,943.68	1,154.46	1,000.00	2,750.00	2,742.17	1,000.00
1000.0405	4500	SERVICE AGREEMENTS		449.00	449.00	900.00	476.00	475.94	900.00
1000.0405	5100	DUES & MEMBERSHIPS		0.00	100.00	140.00	140.00	100.00	140.00
1000.0405	5111	CONFERENCES, TRAINING, ETC		0.00	1,550.94	2,700.00	725.00	480.94	2,700.00
1000.0405	5113	TRAVEL MILEAGE		318.72	1,131.19	1,000.00	1,000.00	588.00	1,000.00
1000.0405	5399	MISC OTHER SRVCS & CHRGS		0.00	0.00	3,000.00	3,399.00	3,375.34	3,000.00
1000.0405	5516	FURNITURE & EQUIPMENT		0.00	0.00	1.00	1.00	0.00	1.00
0405 VETERAN'S OFFICE				35,337.29	37,653.49	75,050.00	75,050.00	69,170.00	78,067.00

1000 GENERAL FUND
0409 NON-DEPARTMENTAL

POSITION TITLE			COUNT	GRADE	LINE	SALARY				
0500	VFD MECHANIC		1		4040	0.00				
0503	INTERPRETER		3		4003	200.00				
1000.0409	4003	TEMP / SEASONAL			200.00	0.00	200.00	200.00	120.00	200.00
1000.0409	4040	SUPPLEMENT			6,844.06	6,912.48	7,466.00	7,466.00	5,599.44	0.00
1000.0409	4090	GENERAL CONTRACT LABOR			12,000.00	12,000.00	12,000.00	12,000.00	11,000.00	12,000.00
1000.0409	4100	PAYROLL TAXES - CNTY MATCH			538.24	528.72	587.00	587.00	437.49	16.00
1000.0409	4110	WORKERS COMP INSURANCE			65,695.36	73,592.36	75,000.00	75,000.00	62,575.86	95,000.00
1000.0409	4111	UNEMPLOYMENT INSURANCE			11,561.65	24,852.19	20,000.00	20,000.00	4,989.36	20,000.00
1000.0409	4116	RETIREMENT - CNTY CONTRI			711.13	714.00	772.00	772.00	578.43	0.00
1000.0409	4121	RETIREE HEALTH / SUPPLEMENT INS			78,592.16	97,638.79	104,000.00	104,000.00	87,862.05	105,000.00
1000.0409	4201	OFFICE SUPPLIES			7,788.17	7,698.28	8,000.00	7,750.00	6,459.97	8,000.00
1000.0409	4202	FURN & EQUIP (NOT CA)			3,766.95	139.98	1,000.00	1,250.00	1,240.38	1,000.00
1000.0409	4238	PARTS, SUPPLIES, & REPAIRS			0.00	0.00	500.00	500.00	0.00	500.00
1000.0409	4247	POOL CAR EXPENSES			3,329.88	2,026.28	3,000.00	3,000.00	1,809.97	3,000.00
1000.0409	4299	MISC SUPPLIES & MAINTENANCE			0.00	168.67	250.00	250.00	0.00	250.00
1000.0409	4401	TELECOMMUNICATIONS			28,193.24	28,760.08	29,000.00	29,000.00	25,314.56	29,000.00
1000.0409	4410	POSTAGE			12,025.00	8,406.14	20,000.00	20,000.00	12,197.23	20,000.00
1000.0409	4433	REQUIRED PUBLIC NOTICES			0.00	5,997.23	6,500.00	6,351.00	849.70	6,500.00
1000.0409	4486	INTERPRETATION SERVICES			66.58	747.69	800.00	800.00	0.00	800.00
1000.0409	4500	SERVICE AGREEMENTS			1,968.00	2,133.69	3,000.00	3,000.00	2,630.76	14,000.00
1000.0409	4503	RURAL FIRE PROTECTION CONTRACT			0.00	14,255.00	10,000.00	10,000.00	5,160.00	10,000.00
1000.0409	4510	ACCOUNTING / AUDITING SERVICES			4,350.00	81,300.00	45,000.00	45,000.00	24,350.00	45,000.00
1000.0409	4520	SERVING CITATIONS			42.00	0.00	600.00	600.00	0.00	600.00
1000.0409	5030	APPRAISAL / REAPPRAISAL SERVICES			326,589.00	411,026.00	495,000.00	495,000.00	361,372.00	495,000.00
1000.0409	5040	ENGINEER / ARCHITL SERVICES			3,090.00	5,203.75	15,000.00	15,000.00	0.00	15,000.00
1000.0409	5100	DUES & MEMBERSHIPS			2,370.30	1,987.70	4,000.00	4,000.00	2,002.00	4,000.00
1000.0409	5151	INVESTIGATION			15,380.60	12,170.61	0.00	0.00	0.00	0.00
1000.0409	5152	AUTOPSIES			47,742.00	53,796.00	76,000.00	76,000.00	39,686.00	76,000.00
1000.0409	5180	INSURANCE - PROPERTY & AUTO			222,687.35	234,209.87	300,000.00	300,000.00	296,448.00	375,000.00
1000.0409	5200	SPECIAL LEGAL			10,803.00	22,658.15	25,000.00	25,000.00	9,872.00	25,000.00
1000.0409	5240	LAWSUIT EXPENSES			0.00	0.00	100,000.00	100,000.00	0.00	100,000.00
1000.0409	5267	CONTINGENCY			0.00	0.00	200,000.00	36,580.00	0.00	200,000.00
1000.0409	5300	AID TO GOV - LEHMAN ANML SHLTR			12,000.00	12,000.00	12,000.00	12,000.00	12,000.00	12,000.00
1000.0409	5351	AID TO NONPROFIT - GIDDINGS VFD			20,000.00	20,000.00	20,000.00	20,000.00	20,000.00	45,000.00
1000.0409	5352	AID TO NONPROFIT - LEXINGTON VFD			10,000.00	10,000.00	10,000.00	10,000.00	10,000.00	25,000.00
1000.0409	5353	AID TO NONPROFIT - DIME BOX VFD			2,000.00	2,000.00	2,000.00	2,000.00	2,000.00	14,000.00
1000.0409	5354	AID TO NONPROFIT - S LEE CNTY VFD			2,000.00	2,000.00	2,000.00	2,000.00	2,000.00	8,000.00
1000.0409	5355	AID TO NONPROFIT - FEDOR			2,000.00	2,000.00	2,000.00	2,000.00	0.00	8,000.00
1000.0409	5356	AID TO NON-PROFIT - LINCOLN VFD			2,000.00	2,000.00	2,000.00	2,000.00	2,000.00	16,000.00
1000.0409	5357	AID TO NON-PROFIT - TANGLEWOOD VFD			2,000.00	2,000.00	2,000.00	2,000.00	2,000.00	8,000.00
1000.0409	5358	AID TO NON-PROFIT - BLUE VFD			2,000.00	2,000.00	2,000.00	2,000.00	2,000.00	8,000.00
1000.0409	5359	AID TO NON-PROFIT - POST OAK VFD			2,000.00	2,000.00	2,000.00	2,000.00	2,000.00	8,000.00
1000.0409	5360	AID TO NON-PROFIT - LEE CO FIRST RESPNDR			7,000.00	7,000.00	7,000.00	7,000.00	7,000.00	7,000.00
1000.0409	5361	AID TO NON-PROFIT - LEE COUNT ARES			1,500.00	1,500.00	1,500.00	1,500.00	1,500.00	1,500.00
1000.0409	5362	AID TO NON-PROFIT -ALL VFD CALLS			31,005.00	23,686.00	50,000.00	50,000.00	2,788.50	0.00
1000.0409	5369	AID TO NONPROFIT - MISC			0.00	0.00	4,000.00	4,000.00	0.00	4,000.00
1000.0409	5397	INTERLOCAL AGREEMENT - GIDDINGS CITY OF			0.00	0.00	0.00	0.00	0.00	8,810.00
1000.0409	5399	MISC OTHER SRVCS & CHRGS			2,814.84	33,005.64	12,000.00	28,750.00	28,243.55	12,000.00
1000.0409	5516	FURNITURE & EQUIPMENT			0.00	0.00	5,000.00	4,750.00	0.00	5,000.00
1000.0409	5517	VEHICLES OVR SK			0.00	0.00	0.00	0.00	0.00	70,000.00
0409 NON-DEPARTMENTAL					964,654.51	1,230,115.30	1,698,175.00	1,551,106.00	1,056,087.25	1,921,176.00

1000 GENERAL FUND
0420 INFORMATION TECHNOLOGY

POSITION TITLE				COUNT	GRADE	LINE	SALARY		
0003			IT DIRECTOR	1		4001	66,437.00		

Prepared by Jared Albrecht

BUDGET.REPORT

Page 3

FINAL BUDGET
ADOPTED SEPTEMBER 8, 2025

4/38

LEE COUNTY 09/02/2025 09:14:19
VERSION: 2026.01.R.A, 2026.01.E.A

Fund Dept Line Description	2023 Actual	2024 Actual	Original Budget	Amended Budget	2025 Actual	2026 Budget
1000 GENERAL FUND						
0420 INFORMATION TECHNOLOGY						
1000.0420 4001 FULL-TIME	58,880.11	59,036.74	63,274.00	63,274.00	57,919.34	66,437.00
1000.0420 4010 OVERTIME	0.00	0.00	500.00	500.00	0.00	500.00
1000.0420 4020 ANNUAL SALARY ADJUSTMENT	0.00	650.00	650.00	650.00	650.00	650.00
1000.0420 4100 PAYROLL TAXES - CNTY MATCH	4,498.78	4,561.86	4,929.00	4,929.00	4,476.71	5,171.00
1000.0420 4116 RETIREMENT - CNTY CONTRI	6,082.26	6,165.64	6,655.00	6,655.00	6,050.18	6,982.00
1000.0420 4120 EMP HEALTH INS - CNTY PAID	11,687.84	11,387.04	11,811.00	11,811.00	10,772.08	12,543.00
1000.0420 4123 EMPL DENTAL INS - COUNTY PAID	278.66	271.74	282.00	282.00	256.96	314.00
1000.0420 4126 EMP LIFE INS - CNTY PAID	151.20	162.90	173.00	173.00	159.30	184.00
1000.0420 4202 FURN & EQUIP (NOT CA)	875.93	1,236.11	1,100.00	1,165.00	1,164.88	2,500.00
1000.0420 4401 TELECOMMUNICATIONS	774.90	651.96	800.00	800.00	543.50	800.00
1000.0420 5111 CONFERENCES, TRAINING, ETC	30.77	0.00	1,000.00	1,000.00	0.00	1,000.00
1000.0420 5399 MISC OTHER SRVCS & CHRGS	272.29	67.82	1,000.00	935.00	15.20	1,000.00
0420 INFORMATION TECHNOLOGY	83,532.74	84,191.81	92,174.00	92,174.00	82,008.15	98,081.00

1000 GENERAL FUND
0425 HUMAN RESOURCES

1000.0425 4002 PART-TIME	16,739.17	0.00	0.00	0.00	0.00	0.00
1000.0425 4100 PAYROLL TAXES - CNTY MATCH	1,280.52	0.00	0.00	0.00	0.00	0.00
1000.0425 4116 RETIREMENT - CNTY CONTRI	1,729.15	0.00	0.00	0.00	0.00	0.00
1000.0425 4201 OFFICE SUPPLIES	865.84	0.00	0.00	0.00	0.00	0.00
1000.0425 4202 FURN & EQUIP (NOT CA)	295.17	0.00	0.00	0.00	0.00	0.00
1000.0425 5111 CONFERENCES, TRAINING, ETC	125.00	0.00	0.00	0.00	0.00	0.00
0425 HUMAN RESOURCES	21,034.85	0.00	0.00	0.00	0.00	0.00

1000 GENERAL FUND
0426 COUNTY COURT

POSITION	TITLE	COUNT	GRADE	LINE	SALARY				
0500	INTERPRETER	5		4003	700.00				
0501	BAILIFF - COUNTY COURT	1		4001	3,600.00				
0504	VISITING COURT REPORTER	4		4003	2,500.00				
0507	VISITING JUDGE	2		4003	500.00				
0600	RESERVE CONSTABLE	1		4002	3,600.00				
1000.0426	4001 FULL-TIME			0.00	0.00	3,600.00	3,600.00	0.00	3,600.00
1000.0426	4002 PART-TIME			3,600.00	2,400.00	3,600.00	3,600.00	0.00	3,600.00
1000.0426	4003 TEMP / SEASONAL			3,581.99	900.00	3,700.00	3,700.00	1,241.99	3,700.00
1000.0426	4100 PAYROLL TAXES - CNTY MATCH			549.43	252.46	834.00	834.00	95.02	834.00
1000.0426	4116 RETIREMENT - CNTY CONTRI			0.00	0.00	1,003.00	1,003.00	0.00	744.00
1000.0426	4126 EMP LIFE INS - CNTY PAID			0.00	0.00	11.00	11.00	0.00	11.00
1000.0426	4202 FURN & EQUIP (NOT CA)			0.00	129.99	500.00	250.00	0.00	500.00
1000.0426	4500 SERVICE AGREEMENTS			3,714.00	3,614.00	4,000.00	4,000.00	3,614.00	4,000.00
1000.0426	4504 INTERPRETATION SERVICES			0.00	0.00	100.00	100.00	0.00	100.00
1000.0426	5204 ATTRNY FEES - CRT APPNTD			33,425.00	30,950.00	42,000.00	42,000.00	40,775.00	50,000.00
1000.0426	5211 VISITING JUDGES			78.37	0.00	400.00	46,400.00	46,373.36	400.00
1000.0426	5224 JURORS - PETIT			470.00	0.00	2,000.00	2,570.00	2,550.00	2,000.00
1000.0426	5399 MISC OTHER SRVCS & CHRGS			672.23	0.00	500.00	5,180.00	5,177.50	500.00
1000.0426	5516 FURNITURE & EQUIPMENT			0.00	0.00	1.00	1.00	0.00	1.00
0426	COUNTY COURT			46,091.02	38,246.45	62,249.00	113,249.00	99,826.87	69,990.00

1000 GENERAL FUND
0435 DISTRICT COURT

POSITION	TITLE	COUNT	GRADE	LINE	SALARY				
0001	DISTRICT JUDGE	2		4001	7,200.00				
0006	COURT REPORTER	1		4001	15,080.50				
0501	COURT COORDINATOR	2		4001	46,513.00				
0502	COURT REPORTER	2		4001	15,080.50				
0503	INTERPRETER	2		4003	3,500.00				
0504	VISITING COURT REPORTER	4		4003	1,500.00				
0505	BAILIFF - DISTRICT COURT	1		4001	4,800.00				
0506	BAILIFF - TEMP	2		4003	2,400.00				
0507	VISITING JUDGE	2		4003	400.00				
0509	TEMP/SEASONAL COURT COORDINATOR	1		4003	3,600.00				
1000.0435	4001 FULL-TIME			46,107.31	66,648.99	85,024.00	85,024.00	72,831.36	88,674.00
1000.0435	4003 TEMP / SEASONAL			1,142.50	1,240.00	7,800.00	7,800.00	2,604.50	11,400.00
1000.0435	4010 OVERTIME			0.00	57.26	0.00	0.00	0.00	0.00
1000.0435	4020 ANNUAL SALARY ADJUSTMENT			0.00	325.00	975.00	975.00	975.00	975.00
1000.0435	4100 PAYROLL TAXES - CNTY MATCH			3,614.62	4,487.78	7,176.00	7,176.00	5,026.49	7,731.00
1000.0435	4116 RETIREMENT - CNTY CONTRI			4,018.97	6,180.64	8,388.00	8,388.00	6,942.62	8,517.00
1000.0435	4120 EMP HEALTH INS - CNTY PAID			11,687.84	24,460.24	28,072.00	28,072.00	24,624.76	29,812.00
1000.0435	4123 EMPL DENTAL INS - COUNTY PAID			278.66	498.32	563.00	563.00	490.56	628.00
1000.0435	4126 EMP LIFE INS - CNTY PAID			35.16	132.52	176.00	176.00	145.10	216.00
1000.0435	4201 OFFICE SUPPLIES			128.73	1,556.06	2,000.00	2,500.00	2,405.85	2,000.00
1000.0435	4202 FURN & EQUIP (NOT CA)			0.00	3,716.76	5,000.00	4,464.00	874.84	5,000.00
1000.0435	4226 COURT REPORTER EXPENSES			4,984.25	824.75	750.00	750.00	279.75	750.00
1000.0435	4401 TELECOMMUNICATIONS			522.77	575.45	1,000.00	1,036.00	1,035.07	1,000.00
1000.0435	4410 POSTAGE			0.00	202.00	500.00	500.00	156.00	500.00
1000.0435	4433 REQUIRED PUBLIC NOTICES			0.00	0.00	200.00	200.00	0.00	200.00
1000.0435	4500 SERVICE AGREEMENTS			1,020.00	2,356.00	3,000.00	3,000.00	2,772.00	4,100.00
1000.0435	4504 INTERPRETATION SERVICES			0.00	5,208.34	3,500.00	3,725.00	3,724.36	5,000.00
1000.0435	5100 DUES & MEMBERSHIPS			0.00	0.00	250.00	250.00	0.00	250.00
1000.0435	5111 CONFERENCES, TRAINING, ETC			145.22	1,391.36	1,850.00	1,850.00	993.90	2,100.00
1000.0435	5190 OFFICIAL, DEPUTY, NOTARY BOND			1,400.00	700.00	700.00	700.00	700.00	700.00
1000.0435	5200 SPECIAL LEGAL			0.00	2,475.12	25,000.00	25,000.00	2,631.84	27,500.00

FINAL BUDGET
ADOPTED SEPTEMBER 8, 2025

5/38

LEE COUNTY

09/02/2025 09:14:19

VERSION: 2026.01.R.A, 2026.01.E.A

Fund Dept Line Description	2023 Actual	2024 Actual	Original Budget	Amended Budget	2025 Actual	2026 Budget
1000 GENERAL FUND						
0435 DISTRICT COURT						
1000.0435 5202 ATTRNY FEES - INDIGENT LEGAL	142,340.85	145,136.07	154,226.00	154,226.00	141,531.16	163,029.00
1000.0435 5205 ATTRNY FEES - CIVIL & CRMNL	42,489.25	26,045.00	100,000.00	100,000.00	16,620.00	100,000.00
1000.0435 5211 VISITING JUDGES	0.00	0.00	400.00	400.00	0.00	400.00
1000.0435 5221 JURORS - GRAND	5,460.00	7,348.00	8,160.00	8,160.00	7,856.00	8,500.00
1000.0435 5224 JURORS - PETIT	3,560.00	11,372.00	21,000.00	21,000.00	9,674.00	29,000.00
1000.0435 5226 EXPERT WTNSS & FORNSC COST	17,800.00	33,927.30	50,000.00	50,000.00	9,185.00	50,000.00
1000.0435 5399 MISC OTHER SRVCS & CHRGS	948.06	1,050.95	1,300.00	1,075.00	175.36	2,500.00
0435 DISTRICT COURT	287,684.19	347,915.91	517,010.00	517,010.00	314,255.52	550,482.00

1000 GENERAL FUND
0450 DISTRICT CLERK

POSITION TITLE	COUNT	GRADE	LINE	SALARY
0001 DISTRICT CLERK	1		4001	66,908.00
0010 CHIEF DEPUTY	1		4001	46,513.00
0011 DEPUTY	3		4001	134,577.00

1000.0450 4001 FULL-TIME	206,965.72	199,394.01	231,989.00	230,989.00	191,756.60	247,998.00
1000.0450 4010 OVERTIME	285.56	761.06	515.00	1,515.00	1,334.39	1,000.00
1000.0450 4020 ANNUAL SALARY ADJUSTMENT	0.00	3,250.00	3,250.00	3,250.00	2,600.00	3,250.00
1000.0450 4065 EXPENSE ALLOWANCE	4,200.00	4,200.00	4,200.00	4,200.00	3,850.00	0.00
1000.0450 4100 PAYROLL TAXES - CNTY MATCH	14,922.99	15,329.13	18,357.00	18,357.00	14,950.40	19,297.00
1000.0450 4116 RETIREMENT - CNTY CONTRI	21,842.98	21,451.67	24,788.00	24,788.00	20,512.48	26,058.00
1000.0450 4120 EMP HEALTH INS - CNTY PAID	64,291.68	56,109.96	60,643.00	60,643.00	48,693.17	64,403.00
1000.0450 4123 EMPL DENTAL INS - COUNTY PAID	1,393.30	1,283.35	1,406.00	1,406.00	1,121.28	1,569.00
1000.0450 4126 EMP LIFE INS - CNTY PAID	569.64	571.74	654.00	654.00	473.25	686.00
1000.0450 4201 OFFICE SUPPLIES	4,680.40	6,831.76	4,000.00	4,000.00	2,707.41	4,500.00
1000.0450 4202 FURN & EQUIP (NOT CA)	2,906.21	2,687.35	3,500.00	2,500.00	1,428.95	3,800.00
1000.0450 4401 TELECOMMUNICATIONS	1,828.52	239.86	1,000.00	1,000.00	0.00	1,000.00
1000.0450 4410 POSTAGE	4,000.00	2,000.00	4,000.00	4,000.00	2,000.00	4,000.00
1000.0450 4500 SERVICE AGREEMENTS	23,885.99	23,747.15	24,000.00	24,000.00	21,488.87	25,000.00
1000.0450 5100 DUES & MEMBERSHIPS	175.00	210.00	250.00	250.00	210.00	250.00
1000.0450 5111 CONFERENCES, TRAINING, ETC	5,148.29	2,236.29	4,000.00	5,000.00	4,044.36	4,500.00
1000.0450 5190 OFFICIAL, DEPUTY, NOTARY BOND	266.00	88.00	250.00	250.00	180.50	250.00
1000.0450 5399 MISC OTHER SRVCS & CHRGS	1,143.59	142.00	1,500.00	1,500.00	271.80	1,500.00
0450 DISTRICT CLERK	358,505.87	340,533.33	388,302.00	388,302.00	317,623.46	409,061.00

1000 GENERAL FUND
0452 JUSTICE OF THE PEACE PCT 2

POSITION TITLE	COUNT	GRADE	LINE	SALARY
0001 JUSTICE OF THE PEACE PCT 2	1		4001	66,908.00
0014 CHIEF CLERK	1		4001	46,513.00
0015 CLERK	2		4001	89,718.00
0503 INTERPRETER	2		4003	500.00

1000.0452 4001 FULL-TIME	171,163.63	176,282.37	189,266.00	189,266.00	172,980.87	203,139.00
1000.0452 4003 TEMP / SEASONAL	40.00	40.00	500.00	500.00	40.00	500.00
1000.0452 4010 OVERTIME	2,772.95	2,007.47	3,500.00	3,500.00	503.87	3,500.00
1000.0452 4020 ANNUAL SALARY ADJUSTMENT	0.00	2,600.00	2,600.00	2,600.00	2,600.00	2,600.00
1000.0452 4065 EXPENSE ALLOWANCE	4,200.00	4,200.00	4,200.00	4,200.00	3,850.00	0.00
1000.0452 4100 PAYROLL TAXES - CNTY MATCH	12,375.35	12,455.51	15,306.00	15,306.00	12,137.07	16,046.00
1000.0452 4116 RETIREMENT - CNTY CONTRI	18,403.07	19,119.71	20,616.00	20,616.00	18,587.31	21,615.00
1000.0452 4120 EMP HEALTH INS - CNTY PAID	46,933.70	54,131.52	56,143.00	56,143.00	51,208.08	59,624.00
1000.0452 4123 EMPL DENTAL INS - COUNTY PAID	974.96	1,086.96	1,125.00	1,125.00	1,027.84	1,255.00
1000.0452 4126 EMP LIFE INS - CNTY PAID	452.64	498.96	535.00	535.00	493.07	562.00
1000.0452 4201 OFFICE SUPPLIES	2,891.47	3,166.96	4,000.00	3,000.00	1,302.15	4,000.00
1000.0452 4202 FURN & EQUIP (NOT CA)	765.40	3,068.45	1,000.00	3,000.00	2,824.51	3,000.00
1000.0452 4401 TELECOMMUNICATIONS	600.92	665.40	800.00	1,050.00	852.19	800.00
1000.0452 4500 SERVICE AGREEMENTS	11,760.00	11,760.00	15,060.00	15,060.00	10,780.00	15,060.00
1000.0452 4504 INTERPRETATION SERVICES	531.31	0.00	500.00	500.00	0.00	500.00
1000.0452 5100 DUES & MEMBERSHIPS	370.00	370.00	425.00	425.00	370.00	425.00
1000.0452 5111 CONFERENCES, TRAINING, ETC	2,585.09	1,820.31	4,000.00	4,000.00	1,698.65	4,000.00
1000.0452 5113 TRAVEL MILEAGE	154.56	885.71	1,000.00	2,000.00	1,025.41	1,000.00
1000.0452 5190 OFFICIAL, DEPUTY, NOTARY BOND	249.00	71.00	371.00	371.00	0.00	371.00
1000.0452 5224 JURORS - PETIT	72.00	460.00	3,000.00	3,000.00	0.00	3,000.00
1000.0452 5399 MISC OTHER SRVCS & CHRGS	216.00	266.00	2,000.00	750.00	0.00	2,000.00
1000.0452 5516 FURNITURE & EQUIPMENT	2,333.16	0.00	1,500.00	500.00	0.00	1,500.00
0452 JUSTICE OF THE PEACE PCT 2	279,845.21	294,956.33	327,447.00	327,447.00	282,281.02	344,497.00

1000 GENERAL FUND
0453 JUSTICE OF THE PEACE PCT 3

POSITION TITLE	COUNT	GRADE	LINE	SALARY
0001 JUSTICE OF THE PEACE PCT 3	1		4001	51,284.00
0014 CHIEF CLERK	1		4001	46,513.00
0503 INTERPRETER	2		4003	100.00
0600 TEMP/SEASONAL	0		4003	5,000.00

1000.0453 4001 FULL-TIME	82,991.05	82,069.86	88,940.00	88,940.00	80,874.26	97,797.00
1000.0453 4003 TEMP / SEASONAL	0.00	0.00	100.00	100.00	0.00	5,100.00
1000.0453 4020 ANNUAL SALARY ADJUSTMENT	0.00	1,300.00	1,300.00	1,300.00	1,300.00	1,300.00
1000.0453 4065 EXPENSE ALLOWANCE	4,200.00	4,200.00	4,200.00	4,200.00	3,850.00	0.00
1000.0453 4100 PAYROLL TAXES - CNTY MATCH	6,586.77	6,616.74	7,233.00	7,233.00	6,504.60	7,972.00
1000.0453 4116 RETIREMENT - CNTY CONTRI	9,009.88	9,045.96	9,756.00	9,756.00	8,886.31	10,237.00
1000.0453 4120 EMP HEALTH INS - CNTY PAID	23,375.68	22,774.08	23,621.00	23,621.00	21,544.16	25,085.00
1000.0453 4123 EMPL DENTAL INS - COUNTY PAID	557.32	543.48	563.00	563.00	513.92	627.00

FINAL BUDGET
ADOPTED SEPTEMBER 8, 2025

6/38

LEE COUNTY

09/02/2025 09:14:20

VERSION: 2026.01.R.A, 2026.01.E.A

Fund Dept Line Description	2023 Actual	2024 Actual	Original Budget	Amended Budget	2025 Actual	2026 Budget
1000 GENERAL FUND						
0453 JUSTICE OF THE PEACE PCT 3						
1000.0453 4126 EMP LIFE INS - CNTY PAID	213.24	235.11	257.00	257.00	192.83	270.00
1000.0453 4201 OFFICE SUPPLIES	2,831.06	2,325.24	2,000.00	2,000.00	1,447.45	2,000.00
1000.0453 4202 FURN & EQUIP (NOT CA)	154.53	2,115.27	500.00	1,200.00	1,181.28	2,000.00
1000.0453 4410 POSTAGE	381.00	291.21	500.00	500.00	178.07	400.00
1000.0453 4500 SERVICE AGREEMENTS	5,880.00	5,880.00	6,360.00	6,360.00	5,390.00	6,360.00
1000.0453 4504 INTERPRETATION SERVICES	0.00	0.00	100.00	100.00	0.00	100.00
1000.0453 5100 DUES & MEMBERSHIPS	125.00	125.00	250.00	250.00	125.00	300.00
1000.0453 5111 CONFERENCES, TRAINING, ETC	1,610.00	1,035.00	2,500.00	2,500.00	942.50	3,000.00
1000.0453 5113 TRAVEL MILEAGE	159.16	125.90	850.00	850.00	196.00	850.00
1000.0453 5190 OFFICIAL, DEPUTY, NOTARY BOND	178.00	0.00	300.00	300.00	71.57	300.00
1000.0453 5224 JURORS - PETIT	0.00	334.00	1,500.00	1,500.00	0.00	2,000.00
1000.0453 5399 MISC OTHER SRVCS & CHRGS	70.31	56.00	300.00	300.00	58.00	500.00
1000.0453 5516 FURNITURE & EQUIPMENT	1,371.33	0.00	4,000.00	3,300.00	0.00	2,000.00
0453 JUSTICE OF THE PEACE PCT 3	139,694.33	139,072.85	155,130.00	155,130.00	133,255.95	168,198.00

1000 GENERAL FUND

0454 JUSTICE OF THE PEACE PCT 4

POSITION TITLE	COUNT	GRADE	LINE	SALARY
0001 JUSTICE OF THE PEACE PCT 4	1		4001	66,908.00
0014 CHIEF CLERK	1		4001	46,513.00
0015 CLERK	1		4001	44,859.00
0503 INTERPRETER	2		4003	100.00
1000.0454 4001 FULL-TIME			129,797.50	131,246.27
1000.0454 4003 TEMP / SEASONAL			0.00	0.00
1000.0454 4010 OVERTIME			0.00	0.00
1000.0454 4020 ANNUAL SALARY ADJUSTMENT			0.00	1,950.00
1000.0454 4065 EXPENSE ALLOWANCE			4,200.00	4,200.00
1000.0454 4100 PAYROLL TAXES - CNTY MATCH			9,261.05	9,808.94
1000.0454 4116 RETIREMENT - CNTY CONTRI			13,841.96	14,192.93
1000.0454 4120 EMP HEALTH INS - CNTY PAID			40,735.62	37,874.39
1000.0454 4123 EMPL DENTAL INS - COUNTY PAID			835.98	815.22
1000.0454 4126 EMP LIFE INS - CNTY PAID			353.64	374.18
1000.0454 4201 OFFICE SUPPLIES			1,149.29	1,939.46
1000.0454 4202 FURN & EQUIP (NOT CA)			703.43	4,165.21
1000.0454 4205 LEGAL BOOKS & SUBSCRIPTIONS			0.00	0.00
1000.0454 4401 TELECOMMUNICATIONS			3,429.93	3,253.03
1000.0454 4410 POSTAGE			597.52	383.50
1000.0454 4500 SERVICE AGREEMENTS			5,880.00	5,880.00
1000.0454 4504 INTERPRETATION SERVICES			0.00	0.00
1000.0454 5100 DUES & MEMBERSHIPS			100.00	100.00
1000.0454 5111 CONFERENCES, TRAINING, ETC			617.50	1,118.60
1000.0454 5113 TRAVEL MILEAGE			0.00	0.00
1000.0454 5190 OFFICIAL, DEPUTY, NOTARY BOND			178.00	0.00
1000.0454 5224 JURORS - PETIT			0.00	0.00
1000.0454 5399 MISC OTHER SRVCS & CHRGS			62.00	280.00
1000.0454 5516 FURNITURE & EQUIPMENT			1,166.58	0.00
0454 JUSTICE OF THE PEACE PCT 4			212,910.00	217,581.73

1000 GENERAL FUND

0475 COUNTY ATTORNEY

POSITION TITLE	COUNT	GRADE	LINE	SALARY
0001 COUNTY ATTORNEY	1		4001	24,350.00
0005 ADMINISTRATIVE ASSISTANT	3		4001	139,539.00
0006 PART-TIME CLERK	1		4003	
0008 ASSISTANT CTY ATTORNEY	1		4001	60,764.00
0009 ASSISTANT CTY ATTORNEY	1		4001	106,986.00
0600 Temp/Seasonal			4003	11,149.00
1000.0475 4001 FULL-TIME			238,644.26	261,417.90
1000.0475 4003 TEMP / SEASONAL			0.00	1,381.25
1000.0475 4010 OVERTIME			5,051.82	5,368.91
1000.0475 4020 ANNUAL SALARY ADJUSTMENT			0.00	4,550.00
1000.0475 4051 ASSISTANT PROSECUTOR LONGEVITY			2,500.00	5,000.04
1000.0475 4065 EXPENSE ALLOWANCE			4,200.00	7,800.00
1000.0475 4100 PAYROLL TAXES - CNTY MATCH			18,115.55	20,664.97
1000.0475 4116 RETIREMENT - CNTY CONTRI			24,323.55	27,433.23
1000.0475 4120 EMP HEALTH INS - CNTY PAID			47,777.57	52,330.59
1000.0475 4123 EMPL DENTAL INS - COUNTY PAID			1,021.52	1,086.96
1000.0475 4126 EMP LIFE INS - CNTY PAID			561.70	555.60
1000.0475 4201 OFFICE SUPPLIES			3,197.69	2,955.84
1000.0475 4202 FURN & EQUIP (NOT CA)			2,612.87	1,904.08
1000.0475 4205 LEGAL BOOKS & SUBSCRIPTIONS			1,149.00	799.00
1000.0475 4226 COURT REPORTER EXPENSES			0.00	0.00
1000.0475 4401 TELECOMMUNICATIONS			64.14	0.00
1000.0475 4500 SERVICE AGREEMENTS			12,816.00	12,816.00
1000.0475 4520 SERVING CITATIONS			0.00	0.00
1000.0475 5100 DUES & MEMBERSHIPS			1,095.00	975.00
1000.0475 5111 CONFERENCES, TRAINING, ETC			1,700.77	1,801.74
1000.0475 5151 INVESTIGATION			0.00	0.00
1000.0475 5190 OFFICIAL, DEPUTY, NOTARY BOND			142.00	71.00
1000.0475 5226 EXPERT WTNSS & FORNSC COST			0.00	0.00
1000.0475 5399 MISC OTHER SRVCS & CHRGS			1,538.51	2,478.36
1000.0475 5516 FURNITURE & EQUIPMENT			0.00	449.99
0475 COUNTY ATTORNEY			366,511.95	411,840.46

FINAL BUDGET
ADOPTED SEPTEMBER 8, 2025

7/38

LEE COUNTY

09/02/2025 09:14:20

VERSION: 2026.01.R.A, 2026.01.E.A

Fund Dept Line Description		2023 Actual	2024 Actual	Original Budget	Amended Budget	2025 Actual	2026 Budget
1000 GENERAL FUND							
0490 ELECTIONS							
POSITION TITLE	COUNT GRADE	LINE	SALARY				
0003 ELECTION ADMINISTRATOR	1	4001	46,513.00				
0500 ELECTION WORKER	120	4003	31,000.00				
1000.0490 4001 FULL-TIME		41,259.92	41,173.73	44,298.00	44,298.00	40,548.90	46,513.00
1000.0490 4003 TEMP / SEASONAL		20,879.50	34,816.00	31,000.00	31,000.00	20,665.25	31,000.00
1000.0490 4010 OVERTIME		1,211.25	3,121.09	14,000.00	14,000.00	3,695.16	14,000.00
1000.0490 4020 ANNUAL SALARY ADJUSTMENT		0.00	650.00	650.00	650.00	650.00	650.00
1000.0490 4100 PAYROLL TAXES - CNTY MATCH		4,469.02	5,788.20	6,882.00	6,882.00	4,732.50	7,051.00
1000.0490 4116 RETIREMENT - CNTY CONTRI		4,265.32	4,340.37	4,644.00	4,644.00	4,588.78	6,319.00
1000.0490 4120 EMP HEALTH INS - CNTY PAID		11,687.84	11,423.22	11,811.00	11,811.00	10,772.08	12,543.00
1000.0490 4123 EMPL DENTAL INS - COUNTY PAID		278.66	272.59	282.00	282.00	256.96	314.00
1000.0490 4126 EMP LIFE INS - CNTY PAID		108.00	114.19	122.00	122.00	111.99	130.00
1000.0490 4201 OFFICE SUPPLIES		674.87	256.68	1,300.00	1,300.00	363.08	1,300.00
1000.0490 4202 FURN & EQUIP (NOT CA)		348.75	1,440.54	1,200.00	3,700.00	3,685.23	1,500.00
1000.0490 4205 LEGAL BOOKS & SUBSCRIPTIONS		175.00	0.00	350.00	350.00	0.00	350.00
1000.0490 4209 VOTER REGISTRATION EXPENSE		1,644.18	6,920.36	4,000.00	4,000.00	1,544.16	8,000.00
1000.0490 4210 ELECTION EXPENSES		15,489.09	10,614.98	50,000.00	50,000.00	10,264.29	30,000.00
1000.0490 4401 TELECOMMUNICATIONS		2,617.01	5,066.68	6,300.00	6,300.00	5,412.74	6,300.00
1000.0490 4499 MISC OTHER SRVCS & CHRGS		208.06	475.40	550.00	650.00	625.97	550.00
1000.0490 4500 SERVICE AGREEMENTS		18,549.00	22,439.00	40,000.00	40,000.00	22,527.85	40,000.00
1000.0490 5100 DUES & MEMBERSHIPS		150.00	150.00	400.00	400.00	150.00	500.00
1000.0490 5111 CONFERENCES, TRAINING, ETC		2,380.44	1,082.55	4,000.00	4,000.00	2,072.15	4,000.00
1000.0490 5190 OFFICIAL, DEPUTY, NOTARY BOND		50.00	50.00	50.00	50.00	0.00	50.00
1000.0490 5516 FURNITURE & EQUIPMENT		0.00	0.00	4,500.00	1,900.00	0.00	4,500.00
0490 ELECTIONS		126,445.91	150,195.58	226,339.00	226,339.00	132,667.09	215,570.00
1000 GENERAL FUND							
0495 COUNTY AUDITOR							
POSITION TITLE	COUNT GRADE	LINE	SALARY				
0002 COUNTY AUDITOR	1	4001	82,525.00				
0008 FIRST ASSISTANT AUDITOR	1	4001	51,580.00				
0009 SECOND ASSISTANT AUDITOR	1	4001	48,309.00				
1000.0495 4001 FULL-TIME		159,669.91	159,712.17	166,884.00	166,884.00	152,502.21	182,414.00
1000.0495 4010 OVERTIME		447.13	410.02	1,000.00	1,000.00	177.94	1,000.00
1000.0495 4020 ANNUAL SALARY ADJUSTMENT		0.00	1,950.00	1,950.00	1,950.00	1,950.00	1,950.00
1000.0495 4040 SUPPLEMENT		4,200.00	4,200.00	4,200.00	4,200.00	3,850.00	0.00
1000.0495 4100 PAYROLL TAXES - CNTY MATCH		12,252.03	12,388.95	13,314.00	13,314.00	11,810.73	14,181.00
1000.0495 4116 RETIREMENT - CNTY CONTRI		16,973.96	17,175.86	17,978.00	17,978.00	16,371.00	19,149.00
1000.0495 4120 EMP HEALTH INS - CNTY PAID		36,638.59	35,695.70	37,022.00	37,022.00	33,767.91	39,318.00
1000.0495 4123 EMPL DENTAL INS - COUNTY PAID		835.98	815.22	846.00	846.00	770.88	944.00
1000.0495 4126 EMP LIFE INS - CNTY PAID		410.40	451.35	459.00	459.00	421.65	478.00
1000.0495 4201 OFFICE SUPPLIES		806.56	817.45	700.00	700.00	571.82	1,000.00
1000.0495 4202 FURN & EQUIP (NOT CA)		366.78	749.97	1,000.00	1,000.00	54.99	1,000.00
1000.0495 4500 SERVICE AGREEMENTS		13,200.00	14,400.00	17,400.00	17,400.00	15,450.00	17,400.00
1000.0495 5100 DUES & MEMBERSHIPS		0.00	235.00	550.00	550.00	255.00	550.00
1000.0495 5111 CONFERENCES, TRAINING, ETC		794.12	807.44	3,400.00	3,400.00	925.00	3,400.00
1000.0495 5190 OFFICIAL, DEPUTY, NOTARY BOND		0.00	0.00	100.00	100.00	0.00	100.00
1000.0495 5399 MISC OTHER SRVCS & CHRGS		0.00	685.71	300.00	300.00	0.00	300.00
1000.0495 5516 FURNITURE & EQUIPMENT		2,333.16	0.00	1,000.00	1,000.00	0.00	1,000.00
0495 COUNTY AUDITOR		248,928.62	250,494.84	268,103.00	268,103.00	238,879.13	284,184.00
1000 GENERAL FUND							
0497 COUNTY TREASURER							
POSITION TITLE	COUNT GRADE	LINE	SALARY				
0001 COUNTY TREASURER	1	4001	66,908.00				
0010 CHIEF DEPUTY	1	4001	46,513.00				
0011 DEPUTY	2	4001	89,718.00				
0015 PERMANENT PARTTIME CLERK		4002	0.00				
1000.0497 4001 FULL-TIME		132,635.72	136,062.03	189,266.00	189,266.00	171,158.43	203,139.00
1000.0497 4002 PART-TIME		3,037.50	15,680.00	0.00	0.00	0.00	0.00
1000.0497 4010 OVERTIME		6,509.18	3,320.67	3,500.00	3,500.00	61.07	3,500.00
1000.0497 4020 ANNUAL SALARY ADJUSTMENT		0.00	1,950.00	2,600.00	2,600.00	2,600.00	2,600.00
1000.0497 4065 EXPENSE ALLOWANCE		4,200.00	4,200.00	4,200.00	4,200.00	3,850.00	0.00
1000.0497 4100 PAYROLL TAXES - CNTY MATCH		10,826.35	11,951.74	15,267.00	15,267.00	13,281.55	16,007.00
1000.0497 4116 RETIREMENT - CNTY CONTRI		15,121.42	16,571.41	20,616.00	20,616.00	18,353.24	21,615.00
1000.0497 4120 EMP HEALTH INS - CNTY PAID		34,848.31	35,695.70	48,833.00	48,833.00	43,560.71	51,860.00
1000.0497 4123 EMPL DENTAL INS - COUNTY PAID		789.42	815.22	1,125.00	1,125.00	1,004.48	1,255.00
1000.0497 4126 EMP LIFE INS - CNTY PAID		348.88	381.77	535.00	535.00	474.25	562.00
1000.0497 4201 OFFICE SUPPLIES		2,549.31	1,632.31	2,600.00	3,650.00	3,595.78	3,000.00
1000.0497 4202 FURN & EQUIP (NOT CA)		3,885.20	2,405.00	2,000.00	2,400.00	1,621.45	2,000.00
1000.0497 4500 SERVICE AGREEMENTS		14,592.32	16,464.72	22,600.00	22,400.00	16,904.96	26,200.00
1000.0497 5100 DUES & MEMBERSHIPS		185.00	185.00	550.00	550.00	185.00	550.00
1000.0497 5111 CONFERENCES, TRAINING, ETC		660.60	1,168.80	2,600.00	2,600.00	1,215.91	2,600.00
1000.0497 5190 OFFICIAL, DEPUTY, NOTARY BOND		1,145.08	417.08	500.00	500.00	346.08	500.00
1000.0497 5399 MISC OTHER SRVCS & CHRGS		0.00	207.94	2,000.00	750.00	0.00	2,000.00
1000.0497 5516 FURNITURE & EQUIPMENT		0.00	0.00	5,000.00	5,000.00	0.00	5,000.00
0497 COUNTY TREASURER		231,334.29	249,109.39	323,792.00	323,792.00	278,212.91	342,388.00
1000 GENERAL FUND							
0499 TAX ASSESSOR / COLLECTOR							

FINAL BUDGET
ADOPTED SEPTEMBER 8, 2025

8/38

LEE COUNTY

09/02/2025 09:14:20

VERSION: 2026.01.R.A, 2026.01.E.A

Fund Dept Line Description		2023	2024	Original	Amended	2025	2026
		Actual	Actual	Budget	Budget	Actual	Budget
0499 TAX ASSESSOR / COLLECTOR							
POSITION TITLE	COUNT GRADE	LINE	SALARY				
0001 TAX ASSESSOR/COLLECTOR	1	4001	66,908.00				
0010 CHIEF DEPUTY	2	4001	93,026.00				
0011 DEPUTY	5	4001	224,295.00				
1000.0499 4001 FULL-TIME		337,858.80	316,763.13	361,733.00	361,733.00	330,094.44	384,229.00
1000.0499 4010 OVERTIME		0.00	0.00	515.00	515.00	0.00	515.00
1000.0499 4020 ANNUAL SALARY ADJUSTMENT		0.00	5,200.00	5,200.00	5,200.00	5,200.00	5,200.00
1000.0499 4065 EXPENSE ALLOWANCE		7,968.00	7,968.00	7,968.00	7,968.00	7,304.00	3,768.00
1000.0499 4100 PAYROLL TAXES - CNTY MATCH		24,070.32	23,015.16	28,720.00	28,720.00	23,691.39	30,119.00
1000.0499 4116 RETIREMENT - CNTY CONTRI		35,723.90	34,086.08	38,781.00	38,781.00	35,390.46	40,671.00
1000.0499 4120 EMP HEALTH INS - CNTY PAID		104,207.92	93,254.42	108,158.00	108,158.00	97,228.75	114,864.00
1000.0499 4123 EMPL DENTAL INS - COUNTY PAID		2,229.28	1,999.96	2,249.00	2,249.00	2,055.68	2,510.00
1000.0499 4126 EMP LIFE INS - CNTY PAID		859.31	827.59	1,024.00	1,024.00	883.55	1,075.00
1000.0499 4201 OFFICE SUPPLIES		3,597.11	4,062.45	4,000.00	4,500.00	4,054.61	4,500.00
1000.0499 4202 FURN & EQUIP (NOT CA)		419.99	869.35	2,000.00	2,000.00	1,833.46	2,000.00
1000.0499 4260 MAINT & SRVC CNTRCTS - COM /IT		22,712.12	32,296.58	33,000.00	33,000.00	31,510.25	40,000.00
1000.0499 4401 TELECOMMUNICATIONS		1,626.38	1,320.00	2,000.00	2,000.00	1,210.00	2,000.00
1000.0499 4410 POSTAGE		16,500.00	16,493.81	20,000.00	23,100.00	23,044.52	25,000.00
1000.0499 4500 SERVICE AGREEMENTS		11,351.90	11,816.40	15,000.00	15,000.00	11,350.39	15,000.00
1000.0499 5100 DUES & MEMBERSHIPS		150.00	150.00	500.00	500.00	150.00	500.00
1000.0499 5111 CONFERENCES, TRAINING, ETC		990.05	971.86	3,000.00	3,000.00	1,139.65	3,000.00
1000.0499 5190 OFFICIAL, DEPUTY, NOTARY BOND		0.00	0.00	300.00	3,621.00	3,621.00	300.00
1000.0499 5399 MISC OTHER SRVCS & CHRGS		62.00	605.99	1,500.00	329.00	117.00	1,500.00
1000.0499 5516 FURNITURE & EQUIPMENT		3,499.74	0.00	3,000.00	500.00	0.00	3,000.00
0499 TAX ASSESSOR / COLLECTOR		573,826.82	551,700.78	638,648.00	641,898.00	579,879.15	679,751.00

1000 GENERAL FUND

0510 PUBLIC FACILITIES

POSITION TITLE	COUNT GRADE	LINE	SALARY				
0006 PART-TIME	1	4002	19,656.00				
0020 CHIEF MAINTENANCE	1	4001	53,081.00				
0021 CUSTODIAN SUPERVISOR	1	4001	0.00				
0022 CUSTODIAN	1	4001	0.00				
0023 CUSTODIAN 1	0	4001	49,279.00				
0024 CUSTODIAN 2	0	4001	44,226.00				
1000.0510 4001 FULL-TIME		130,424.66	130,256.15	139,605.00	139,605.00	121,071.73	146,586.00
1000.0510 4002 PART-TIME		0.00	0.00	18,720.00	18,720.00	0.00	19,656.00
1000.0510 4010 OVERTIME		84.73	260.19	515.00	515.00	350.37	515.00
1000.0510 4020 ANNUAL SALARY ADJUSTMENT		0.00	1,950.00	2,275.00	2,275.00	1,950.00	2,275.00
1000.0510 4100 PAYROLL TAXES - CNTY MATCH		9,950.80	10,103.69	12,326.00	12,326.00	9,409.14	12,931.00
1000.0510 4116 RETIREMENT - CNTY CONTRI		13,481.54	13,683.87	16,644.00	16,644.00	12,744.43	17,462.00
1000.0510 4120 EMP HEALTH INS - CNTY PAID		23,375.68	22,774.08	23,621.00	23,621.00	22,523.44	42,355.00
1000.0510 4123 EMPL DENTAL INS - COUNTY PAID		557.32	543.48	844.00	844.00	537.28	942.00
1000.0510 4126 EMP LIFE INS - CNTY PAID		337.56	360.90	387.00	387.00	326.29	403.00
1000.0510 4202 FURN & EQUIP (NOT CA)		5,217.02	5,500.46	1,450.00	6,450.00	4,918.36	1,450.00
1000.0510 4207 JANITORIAL SUPPLIES		2,478.29	2,851.15	3,000.00	3,000.00	2,854.24	3,000.00
1000.0510 4208 MAINT & SERVICE - JANITORIAL		3,744.95	4,537.87	4,000.00	4,000.00	3,811.38	5,000.00
1000.0510 4222 SMALL TOOLS		159.35	0.00	300.00	300.00	157.76	300.00
1000.0510 4231 ELEVATOR EXPENSES		0.00	0.00	2,000.00	4,160.00	4,157.40	2,000.00
1000.0510 4238 PARTS, SUPPLIES, & REPAIRS		2,049.79	1,029.29	3,000.00	3,000.00	2,369.73	3,000.00
1000.0510 4241 FUELS / OILS / LUBRICANTS		1,991.11	1,628.77	2,500.00	2,500.00	1,145.03	2,500.00
1000.0510 4249 PARTS/SUPPLIES / REPAIRS(EQPMNT)		492.62	964.52	2,000.00	2,000.00	204.76	2,000.00
1000.0510 4258 BUILDING - REPAIRS & MAINT (not CA)		16,950.14	17,414.26	100,000.00	81,615.00	28,095.90	100,000.00
1000.0510 4259 HEAT/AIR REPAIR & MAINT-not CA		15,138.79	8,335.54	50,000.00	50,000.00	4,209.85	50,000.00
1000.0510 4266 GROUNDS REPAIRS		3,250.00	848.70	53,000.00	53,000.00	79.24	55,000.00
1000.0510 4299 MISC SUPPLIES & MAINTENANCE		4,321.28	6,818.23	7,000.00	7,000.00	6,079.47	7,000.00
1000.0510 4300 UTILITIES		106,444.90	100,795.61	120,000.00	120,000.00	81,930.37	120,000.00
1000.0510 4401 TELECOMMUNICATIONS		139.20	139.20	1,500.00	1,500.00	337.17	1,500.00
1000.0510 5399 MISC OTHER SRVCS & CHRGS		6,373.81	6,190.20	10,000.00	10,000.00	3,261.89	10,000.00
1000.0510 5506 BLDNGS/BLDNG IMPS OVR5K		14,065.00	21,820.00	130,000.00	164,125.00	164,075.64	75,000.00
1000.0510 5516 FURNITURE & EQUIPMENT		8,128.34	16,368.57	5,000.00	4,200.00	0.00	10,000.00
0510 PUBLIC FACILITIES		369,156.88	375,174.73	709,687.00	731,787.00	476,600.87	690,875.00

1000 GENERAL FUND

0540 AMBULANCE / EMS

1000.0540 4667 AMBULANCE SERVICES	399,544.40	648,336.84	697,500.00	697,500.00	637,776.26	830,000.00
0540 AMBULANCE / EMS	399,544.40	648,336.84	697,500.00	697,500.00	637,776.26	830,000.00

1000 GENERAL FUND

0552 CONSTABLE PCT 2

POSITION TITLE	COUNT GRADE	LINE	SALARY				
0001 CONSTABLE PCT 2	1	4001	66,908.00				
1000.0552 4001 FULL-TIME		55,215.92	55,111.92	59,522.00	59,522.00	54,561.76	66,908.00
1000.0552 4020 ANNUAL SALARY ADJUSTMENT		0.00	650.00	650.00	650.00	650.00	650.00
1000.0552 4060 CLOTHING / UNIFORM ALLNCE		0.00	0.00	600.00	600.00	0.00	600.00
1000.0552 4065 EXPENSE ALLOWANCE		4,200.00	4,200.00	4,200.00	4,200.00	3,850.00	0.00
1000.0552 4100 PAYROLL TAXES - CNTY MATCH		4,402.49	4,274.03	4,925.00	4,925.00	4,222.25	5,169.00
1000.0552 4116 RETIREMENT - CNTY CONTRI		6,137.71	6,193.99	6,650.00	6,650.00	6,101.09	6,979.00
1000.0552 4120 EMP HEALTH INS - CNTY PAID		11,402.73	12,921.62	13,402.00	13,402.00	12,223.75	14,233.00
1000.0552 4123 EMPL DENTAL INS - COUNTY PAID		255.38	271.74	282.00	282.00	256.96	314.00
1000.0552 4126 EMP LIFE INS - CNTY PAID		100.61	162.23	176.00	176.00	161.94	184.00
1000.0552 4201 OFFICE SUPPLIES		147.54	0.00	500.00	274.00	184.06	500.00

FINAL BUDGET
ADOPTED SEPTEMBER 8, 2025

9/38

LEE COUNTY

09/02/2025 09:14:20

VERSION: 2026.01.R.A, 2026.01.E.A

Fund Dept Line Description	2023 Actual	2024 Actual	Original Budget	Amended Budget	2025 Actual	2026 Budget
1000 GENERAL FUND						
0552 CONSTABLE PCT 2						
1000.0552 4202 FURN & EQUIP (NOT CA)	1,365.73	726.17	3,000.00	3,226.00	3,225.96	5,000.00
1000.0552 4205 LEGAL BOOKS & SUBSCRIPTIONS	0.00	0.00	100.00	100.00	0.00	100.00
1000.0552 4238 PARTS, SUPPLIES, & REPAIRS	2,600.91	2,173.11	4,500.00	1,324.00	80.53	7,000.00
1000.0552 4241 FUELS / OILS / LUBRICANTS	2,731.88	3,420.09	4,500.00	4,500.00	3,606.46	7,000.00
1000.0552 4281 AMMUNITION	0.00	726.94	500.00	500.00	0.00	500.00
1000.0552 4401 TELECOMMUNICATIONS	344.79	862.14	1,100.00	1,100.00	718.76	1,100.00
1000.0552 4500 SERVICE AGREEMENTS	0.00	0.00	0.00	0.00	0.00	140.00
1000.0552 5100 DUES & MEMBERSHIPS	115.00	0.00	150.00	150.00	0.00	400.00
1000.0552 5111 CONFERENCES, TRAINING, ETC	0.00	0.00	500.00	300.00	0.00	500.00
1000.0552 5190 OFFICIAL, DEPUTY, NOTARY BOND	150.00	100.00	300.00	300.00	177.50	300.00
1000.0552 5399 MISC OTHER SRVCS & CHRGS	19.72	141.08	500.00	1,800.00	1,633.83	3,000.00
1000.0552 5516 FURNITURE & EQUIPMENT	0.00	2,500.00	0.00	0.00	0.00	0.00
1000.0552 5517 VEHICLES OVR 5K	0.00	48,575.00	21,375.00	23,451.00	23,450.58	0.00
0552 CONSTABLE PCT 2	89,190.41	143,010.06	127,432.00	127,432.00	115,105.43	120,577.00

1000 GENERAL FUND
0553 CONSTABLE PCT 3

POSITION TITLE	COUNT	GRADE	LINE	SALARY
0001 CONSTABLE PCT 3	1		4001	66,908.00
1000.0553 4001 FULL-TIME	55,215.92		55,111.92	59,522.00
1000.0553 4020 ANNUAL SALARY ADJUSTMENT	0.00		650.00	650.00
1000.0553 4060 CLOTHING / UNIFORM ALLNCE	0.00		0.00	2,500.00
1000.0553 4065 EXPENSE ALLOWANCE	4,200.00		4,200.00	4,200.00
1000.0553 4100 PAYROLL TAXES - CNTY MATCH	3,621.43		3,675.11	4,925.00
1000.0553 4116 RETIREMENT - CNTY CONTRI	6,137.71		6,193.99	6,650.00
1000.0553 4120 EMP HEALTH INS - CNTY PAID	16,092.76		15,441.61	16,262.00
1000.0553 4123 EMPL DENTAL INS - COUNTY PAID	278.66		271.74	282.00
1000.0553 4126 EMP LIFE INS - CNTY PAID	105.24		166.73	176.00
1000.0553 4201 OFFICE SUPPLIES	212.32		0.00	500.00
1000.0553 4202 FURN & EQUIP (NOT CA)	1,221.23		519.86	1,000.00
1000.0553 4205 LEGAL BOOKS & SUBSCRIPTIONS	0.00		0.00	250.00
1000.0553 4238 PARTS, SUPPLIES, & REPAIRS	641.70		3,494.58	4,000.00
1000.0553 4241 FUELS / OILS / LUBRICANTS	3,446.21		3,988.07	6,000.00
1000.0553 4401 TELECOMMUNICATIONS	1,697.80		1,613.52	2,100.00
1000.0553 4410 POSTAGE	66.00		0.00	100.00
1000.0553 4500 SERVICE AGREEMENTS	0.00		0.00	1,920.00
1000.0553 5100 DUES & MEMBERSHIPS	100.00		70.00	200.00
1000.0553 5111 CONFERENCES, TRAINING, ETC	100.00		777.30	2,500.00
1000.0553 5190 OFFICIAL, DEPUTY, NOTARY BOND	0.00		170.00	200.00
1000.0553 5399 MISC OTHER SRVCS & CHRGS	70.00		76.50	500.00
1000.0553 5516 FURNITURE & EQUIPMENT	1,166.58		9,840.51	5,000.00
0553 CONSTABLE PCT 3	94,373.56		106,261.44	119,437.00

1000 GENERAL FUND
0554 CONSTABLE PCT 4

POSITION TITLE	COUNT	GRADE	LINE	SALARY
0001 CONSTABLE PCT 4	1		4001	66,908.00
1000.0554 4001 FULL-TIME	55,215.92		55,111.92	59,522.00
1000.0554 4020 ANNUAL SALARY ADJUSTMENT	0.00		650.00	650.00
1000.0554 4060 CLOTHING / UNIFORM ALLNCE	474.21		201.95	800.00
1000.0554 4065 EXPENSE ALLOWANCE	4,200.00		4,200.00	4,200.00
1000.0554 4100 PAYROLL TAXES - CNTY MATCH	4,539.77		4,582.85	4,925.00
1000.0554 4116 RETIREMENT - CNTY CONTRI	6,137.71		6,193.99	6,650.00
1000.0554 4120 EMP HEALTH INS - CNTY PAID	11,673.70		11,387.04	11,811.00
1000.0554 4123 EMPL DENTAL INS - COUNTY PAID	278.66		271.74	282.00
1000.0554 4126 EMP LIFE INS - CNTY PAID	99.84		167.18	173.00
1000.0554 4201 OFFICE SUPPLIES	413.05		144.97	250.00
1000.0554 4202 FURN & EQUIP (NOT CA)	661.20		728.66	500.00
1000.0554 4205 LEGAL BOOKS & SUBSCRIPTIONS	15.00		0.00	150.00
1000.0554 4238 PARTS, SUPPLIES, & REPAIRS	5,607.53		3,303.25	3,100.00
1000.0554 4241 FUELS / OILS / LUBRICANTS	4,277.35		4,969.84	5,090.00
1000.0554 4281 AMMUNITION	0.00		0.00	0.00
1000.0554 4401 TELECOMMUNICATIONS	43.97		44.03	100.00
1000.0554 4410 POSTAGE	0.00		0.00	0.00
1000.0554 5100 DUES & MEMBERSHIPS	70.00		163.58	300.00
1000.0554 5111 CONFERENCES, TRAINING, ETC	1,159.42		1,452.44	3,000.00
1000.0554 5190 OFFICIAL, DEPUTY, NOTARY BOND	50.00		50.00	100.00
1000.0554 5399 MISC OTHER SRVCS & CHRGS	262.73		207.83	900.00
1000.0554 5516 FURNITURE & EQUIPMENT	1,166.58		3,713.41	2,500.00
1000.0554 5517 VEHICLES OVR 5K	0.00		48,350.00	21,375.00
0554 CONSTABLE PCT 4	96,346.64		145,894.68	126,378.00

1000 GENERAL FUND
0560 COUNTY SHERIFF

POSITION TITLE	COUNT	GRADE	LINE	SALARY
0001 COUNTY SHERIFF	1		4001	84,313.00
0014 SHERIFF'S CHIEF DEPUTY	1		4001	64,797.00
0018 ADMINISTRATIVE SERVICES SPECIALIST	1		4001	56,039.00
0031 SHERIFF'S CAPTAIN	1		4001	128,120.00
0032 SHERIFF'S LIEUTENANT	0		4001	117,944.00
0033 SHERIFF'S SERGEANT	7		4001	235,888.00
0035 SHERIFF'S DEPUTY	11		4001	626,912.00

FINAL BUDGET
ADOPTED SEPTEMBER 8, 2025

10/38

LEE COUNTY

09/02/2025 09:14:20

VERSION: 2026.01.R.A, 2026.01.E.A

Fund Dept Line Description		2023	2024	Original	Amended	2025	2026
		Actual	Actual	Budget	Budget	Actual	Budget
1000 GENERAL FUND							
0560 COUNTY SHERIFF							
0036	SRO - SAFETY RESOURCE OFFICER	1	4001	56,992.00			
0038	CADET - DEPUTY	1	4001	56,992.00			
0040	DISPATCH SUPERVISOR	1	4001	56,039.00			
0042	DISPATCHER	6	4001	323,886.00			
1000.0560	4001 FULL-TIME	1,436,274.82	1,408,298.52	1,716,987.00	1,631,987.00	1,363,995.45	1,807,922.00
1000.0560	4010 OVERTIME	124,988.21	137,331.10	97,931.00	182,931.00	155,699.97	172,931.00
1000.0560	4020 ANNUAL SALARY ADJUSTMENT	0.00	16,900.00	20,150.00	20,150.00	15,600.00	20,150.00
1000.0560	4060 CLOTHING / UNIFORM ALLNCE	25,042.83	23,800.00	26,400.00	26,400.00	21,400.00	26,400.00
1000.0560	4062 CERTIFICATION PAY	0.00	58,200.00	105,600.00	105,600.00	85,600.00	105,600.00
1000.0560	4065 EXPENSE ALLOWANCE	7,800.55	0.00	0.00	0.00	0.00	0.00
1000.0560	4100 PAYROLL TAXES - CNTY MATCH	118,833.60	122,256.61	150,481.00	150,481.00	121,761.84	163,175.00
1000.0560	4116 RETIREMENT - CNTY CONTRI	164,516.60	169,880.10	203,199.00	203,199.00	169,627.74	220,340.00
1000.0560	4120 EMP HEALTH INS - CNTY PAID	302,229.52	310,891.48	396,603.00	371,911.00	296,659.08	391,776.00
1000.0560	4123 EMPL DENTAL INS - COUNTY PAID	7,106.18	7,041.88	8,712.00	8,712.00	6,704.32	9,727.00
1000.0560	4126 EMP LIFE INS - CNTY PAID	3,254.10	3,805.77	5,076.00	5,076.00	4,314.10	5,322.00
1000.0560	4201 OFFICE SUPPLIES	6,803.89	7,586.72	4,500.00	5,874.00	5,775.63	4,500.00
1000.0560	4202 FURN & EQUIP (NOT CA)	24,599.87	14,236.13	15,000.00	16,500.00	16,267.03	15,000.00
1000.0560	4205 LEGAL BOOKS & SUBSCRIPTIONS	1,477.00	1,723.98	2,500.00	235.00	0.00	2,500.00
1000.0560	4207 JANITORIAL SUPPLIES	54.40	16.94	0.00	0.00	0.00	0.00
1000.0560	4212 RADIO TOWER EXPENSES	27,521.20	15,495.13	40,000.00	40,000.00	15,444.46	40,000.00
1000.0560	4217 CLOTHING/UNIFORM/ ID	3,203.59	2,724.60	1,500.00	1,500.00	1,460.00	8,000.00
1000.0560	4232 EVIDENCE EXPENSE (PHOTOS, ETC)	4,400.12	4,635.34	3,350.00	5,276.00	4,928.02	3,350.00
1000.0560	4241 FUELS / OILS / LUBRICANTS	138,488.54	118,035.64	160,000.00	134,000.00	91,298.59	160,000.00
1000.0560	4246 PARTS/SUPPLIES / REPAIRS(VHCL)	134,287.01	105,297.88	55,000.00	92,000.00	91,736.32	55,000.00
1000.0560	4281 AMMUNITION	4,248.66	5,114.70	6,000.00	6,000.00	2,167.30	6,000.00
1000.0560	4283 INVESTIGATION SUPPLIES	0.00	190.95	0.00	0.00	0.00	0.00
1000.0560	4299 MISC SUPPLIES & MAINTENANCE	637.05	1,555.57	2,200.00	2,200.00	1,686.36	2,200.00
1000.0560	4401 TELECOMMUNICATIONS	19,293.09	25,977.36	19,000.00	25,000.00	22,444.70	19,000.00
1000.0560	4500 SERVICE AGREEMENTS	120,726.40	292,877.10	148,700.00	148,700.00	83,254.31	148,700.00
1000.0560	5025 EMPLOYEE / PRE-EMPLOYMNT - TESTING	2,660.00	1,480.00	4,000.00	4,000.00	1,090.00	4,000.00
1000.0560	5100 DUES & MEMBERSHIPS	255.00	0.00	1,500.00	1,500.00	145.00	1,500.00
1000.0560	5111 CONFERENCES, TRAINING, ETC	27,931.88	15,849.50	25,000.00	23,000.00	4,748.85	25,000.00
1000.0560	5190 OFFICIAL, DEPUTY, NOTARY BOND	221.00	434.00	350.00	350.00	349.07	350.00
1000.0560	5320 AID TO SCHOOL - COMMUNITY EDU	945.00	1,143.02	1,500.00	1,500.00	0.00	1,500.00
1000.0560	5399 MISC OTHER SRVCS & CHRGS	2,054.52	7,727.62	8,500.00	4,500.00	3,864.67	8,500.00
1000.0560	5440 CAPITAL LEASE - PRINCIPAL	171,715.79	332,160.48	180,644.00	180,644.00	172,143.03	192,259.00
1000.0560	5441 CAPITAL LEASE - INTEREST	31,067.43	42,036.97	51,660.00	51,660.00	51,116.22	39,552.00
1000.0560	5516 FURNITURE & EQUIPMENT	504,429.22	77,218.62	60,000.00	19,936.00	19,678.22	60,000.00
1000.0560	5517 VEHICLES OVR SK	216,680.00	146,151.33	85,000.00	136,221.00	136,220.36	85,000.00
0560 COUNTY SHERIFF		3,633,747.07	3,478,075.04	3,607,043.00	3,607,043.00	2,967,180.64	3,805,254.00

1000 GENERAL FUND
0562 JAIL OPERATIONS

POSITION TITLE		COUNT	GRADE	LINE	SALARY			
0033	JAIL SERGEANT	3		4001	157,440.00			
0036	JAIL ADMINISTRATOR	1		4001	64,425.00			
0050	JAIL LIEUTENANT	1		4001	58,459.00			
0054	JAIL CORPORAL	1		4001	46,677.00			
0055	JAILER	14		4001	653,478.00			
0056	JAIL MAINTENANCE	1		4001	53,081.00			
0059	JAIL COOK	1		4001	93,354.00			
1000.0562	4001 FULL-TIME			829,978.60	861,246.71	1,073,247.00	985,747.00	861,590.99
1000.0562	4002 PART-TIME			156.24	0.00	0.00	0.00	0.00
1000.0562	4003 TEMP / SEASONAL			789.13	0.00	0.00	0.00	0.00
1000.0562	4010 OVERTIME			162,338.91	149,145.28	105,000.00	206,425.00	175,871.02
1000.0562	4020 ANNUAL SALARY ADJUSTMENT			0.00	13,329.58	14,950.00	12,025.00	14,950.00
1000.0562	4100 PAYROLL TAXES - CNTY MATCH			75,120.26	76,982.68	91,280.00	91,280.00	79,164.04
1000.0562	4116 RETIREMENT - CNTY CONTRI			102,490.90	105,667.64	123,258.00	123,258.00	107,793.29
1000.0562	4120 EMP HEALTH INS - CNTY PAID			230,998.02	243,048.12	282,451.00	271,451.00	237,951.53
1000.0562	4123 EMPL DENTAL INS - COUNTY PAID			5,432.12	5,659.82	6,464.00	6,464.00	5,559.68
1000.0562	4126 EMP LIFE INS - CNTY PAID			1,978.25	2,392.30	2,989.00	2,989.00	2,680.19
1000.0562	4201 OFFICE SUPPLIES			3,892.12	3,963.56	3,360.00	3,360.00	2,923.43
1000.0562	4202 FURN & EQUIP (NOT CA)			10,812.46	6,101.51	3,000.00	3,000.00	2,309.57
1000.0562	4207 JANITORIAL SUPPLIES			18,758.43	20,286.15	14,000.00	21,000.00	18,489.25
1000.0562	4217 CLOTHING/UNIFORM/ ID			6,047.38	3,755.61	8,000.00	8,000.00	2,112.65
1000.0562	4258 BUILDING - REPAIRS & MAINT (not CA)			54,991.25	113,272.26	105,000.00	54,500.00	45,438.07
1000.0562	4288 INMATE CARE - MEDICAL			132,709.35	90,966.87	103,645.00	103,645.00	47,380.98
1000.0562	4291 INMATE CARE - NON MEDICAL			170,429.52	119,777.37	160,000.00	144,000.00	108,194.54
1000.0562	4299 MISC SUPPLIES & MAINTENANCE			12,819.44	9,699.14	50,000.00	32,000.00	11,163.79
1000.0562	4300 UTILITIES			108,974.46	116,856.83	120,000.00	118,500.00	93,081.32
1000.0562	4401 TELECOMMUNICATIONS			1,649.45	2,079.90	2,000.00	2,000.00	1,838.41
1000.0562	4500 SERVICE AGREEMENTS			19,789.75	125,104.56	50,488.00	66,488.00	65,484.52
1000.0562	5025 EMPLOYEE / PRE-EMPLOYMNT - TESTING			2,865.42	2,182.21	4,500.00	4,500.00	1,525.00
1000.0562	5071 INMATE CARE - CNTRCTD SERVICES			91,518.26	95,145.63	155,000.00	155,000.00	132,051.89
1000.0562	5100 DUES & MEMBERSHIPS			30.00	60.00	1,500.00	1,200.00	60.00
1000.0562	5111 CONFERENCES, TRAINING, ETC			9,106.05	7,186.48	15,000.00	15,000.00	12,464.21
1000.0562	5399 MISC OTHER SRVCS & CHRGS			12,276.92	7,511.20	12,000.00	24,800.00	24,751.98
1000.0562	5516 FURNITURE & EQUIPMENT			49,963.69	80,014.51	68,000.00	118,500.00	118,451.00
0562 JAIL OPERATIONS				2,115,916.38	2,261,435.92	2,575,132.00	2,575,132.00	2,170,356.35
								2,742,300.00

1000 GENERAL FUND
0565 911

1000.0565	4001 FULL-TIME	29,089.95	31,372.78	0.00	0.00	0.00	0.00
1000.0565	4010 OVERTIME	0.00	55.16	0.00	0.00	0.00	0.00

FINAL BUDGET
ADOPTED SEPTEMBER 8, 2025

11/38

LEE COUNTY

09/02/2025 09:14:20

VERSION: 2026.01.R.A, 2026.01.E.A

Fund Dept Line Description	2023 Actual	2024 Actual	Original Budget	Amended Budget	2025 Actual	2026 Budget
1000 GENERAL FUND						
0565 911						
1000.0565 4020 ANNUAL SALARY ADJUSTMENT	0.00	325.00	0.00	0.00	0.00	0.00
1000.0565 4100 PAYROLL TAXES - CNTY MATCH	2,204.75	2,412.90	0.00	0.00	0.00	0.00
1000.0565 4116 RETIREMENT - CNTY CONTRI	3,004.96	3,280.08	0.00	0.00	0.00	0.00
1000.0565 4120 EMP HEALTH INS - CNTY PAID	5,843.92	5,220.44	0.00	0.00	0.00	0.00
1000.0565 4123 EMPL DENTAL INS - COUNTY PAID	139.33	124.58	0.00	0.00	0.00	0.00
1000.0565 4126 EMP LIFE INS - CNTY PAID	72.84	79.64	0.00	0.00	0.00	0.00
1000.0565 4201 OFFICE SUPPLIES	639.33	496.69	0.00	0.00	0.00	0.00
1000.0565 4202 FURN & EQUIP (NOT CA)	175.63	0.00	0.00	0.00	0.00	0.00
1000.0565 4241 FUELS / OILS / LUBRICANTS	234.61	0.00	0.00	0.00	0.00	0.00
1000.0565 4270 SIGNS & REFLECTORS	756.88	472.49	0.00	0.00	0.00	0.00
1000.0565 4401 TELECOMMUNICATIONS	532.64	166.50	0.00	0.00	0.00	0.00
1000.0565 5100 DUES & MEMBERSHIPS	60.00	0.00	0.00	0.00	0.00	0.00
1000.0565 5111 CONFERENCES, TRAINING, ETC	450.00	40.00	0.00	0.00	0.00	0.00
0565 911	43,204.84	44,046.26	0.00	0.00	0.00	0.00

1000 GENERAL FUND
0566 DEVELOPMENT SERVICES

POSITION TITLE			COUNT	GRADE	LINE	SALARY				
0003	Department Head		1		4001	71,375.00				
1000.0566	4001	FULL-TIME			0.00	0.00	67,976.00	67,976.00	56,527.10	71,375.00
1000.0566	4010	OVERTIME			0.00	0.00	0.00	0.00	0.00	500.00
1000.0566	4020	ANNUAL SALARY ADJUSTMENT			0.00	0.00	650.00	650.00	325.00	650.00
1000.0566	4090	GENERAL CONTRACT LABOR			0.00	0.00	70,000.00	70,000.00	37,200.00	70,000.00
1000.0566	4100	PAYROLL TAXES - CNTY MATCH			0.00	0.00	5,250.00	5,250.00	4,349.15	5,549.00
1000.0566	4116	RETIREMENT - CNTY CONTRI			0.00	0.00	7,090.00	7,090.00	5,872.84	7,492.00
1000.0566	4120	EMP HEALTH INS - CNTY PAID			0.00	0.00	11,811.00	11,811.00	10,772.08	12,543.00
1000.0566	4123	EMPL DENTAL INS - COUNTY PAID			0.00	0.00	282.00	282.00	256.96	314.00
1000.0566	4126	EMP LIFE INS - CNTY PAID			0.00	0.00	187.00	187.00	154.35	198.00
1000.0566	4201	OFFICE SUPPLIES			0.00	0.00	800.00	800.00	600.10	800.00
1000.0566	4202	FURN & EQUIP (NOT CA)			0.00	0.00	400.00	435.00	430.49	400.00
1000.0566	4225	FLOOD PLAIN EXPENSES			0.00	0.00	3,080.00	3,080.00	0.00	3,080.00
1000.0566	4241	FUELS / OILS / LUBRICANTS			0.00	0.00	600.00	600.00	190.14	600.00
1000.0566	4246	PARTS/SUPPLIES / REPAIRS(VHCL)			0.00	0.00	400.00	400.00	7.50	400.00
1000.0566	4270	SIGNS & REFLECTORS			0.00	0.00	1,500.00	1,500.00	0.00	1,500.00
1000.0566	4401	TELECOMMUNICATIONS			0.00	0.00	600.00	600.00	413.24	600.00
1000.0566	4500	SERVICE AGREEMENTS			0.00	0.00	1,200.00	1,700.00	443.30	1,200.00
1000.0566	5100	DUES & MEMBERSHIPS			0.00	0.00	700.00	700.00	0.00	700.00
1000.0566	5111	CONFERENCES, TRAINING, ETC			0.00	0.00	3,000.00	2,500.00	125.00	3,000.00
1000.0566	5399	MISC OTHER SRVCS & CHRGS			0.00	0.00	2,000.00	1,965.00	0.00	2,000.00
0566	DEVELOPMENT SERVICES				0.00	0.00	177,526.00	177,526.00	117,667.25	182,901.00

1000 GENERAL FUND
0570 JUVENILE EXPENSE

POSITION TITLE		COUNT	GRADE	LINE	SALARY				
0001	JUVENILE JUDGE	3		4001	4,800.00				
1000.0570	4001 FULL-TIME			4,800.00	4,800.00	4,800.00	4,800.00	4,400.00	4,800.00
1000.0570	4100 PAYROLL TAXES - CNTY MATCH			367.20	367.20	368.00	368.00	336.60	368.00
1000.0570	4202 FURN & EQUIP (NOT CA)			0.00	0.00	500.00	500.00	33.83	500.00
1000.0570	4401 TELECOMMUNICATIONS			0.00	0.00	500.00	500.00	0.00	500.00
1000.0570	5051 JUVENILE DET COSTS / SERVICES			450.00	126.51	4,000.00	4,000.00	0.00	4,000.00
1000.0570	5052 JUVENILE PROBATION COSTS / SVCS			86,950.00	86,950.00	87,200.00	87,200.00	86,950.00	87,200.00
1000.0570	5053 JUVENILE- MDCL / PSYCHOLOGICAL			0.00	0.00	4,500.00	4,500.00	0.00	4,500.00
1000.0570	5200 SPECIAL LEGAL			0.00	0.00	500.00	500.00	0.00	500.00
0570	JUVENILE EXPENSE			92,567.20	92,243.71	102,368.00	102,368.00	91,720.43	102,368.00

1000 GENERAL FUND
0571 PROBATION - ADULT

1000.0571 4202 FURN & EQUIP (NOT CA)	0.00	0.00	1,500.00	1,500.00	334.98	1,500.00
0571 PROBATION - ADULT	0.00	0.00	1,500.00	1,500.00	334.98	1,500.00

1000 GENERAL FUND
0580 EMERGENCY MANAGEMENT

POSITION	TITLE	COUNT	GRADE	LINE	SALARY				
0003	EMERGENCY MANAGEMENT COORDINATOR	1		4001	71,375.00				
1000.0580	4001 FULL-TIME			50,978.81	46,616.07	67,976.00	67,976.00	52,841.06	71,375.00
1000.0580	4010 OVERTIME			258.81	191.13	0.00	0.00	0.00	500.00
1000.0580	4020 ANNUAL SALARY ADJUSTMENT			0.00	325.00	650.00	650.00	162.50	650.00
1000.0580	4100 PAYROLL TAXES - CNTY MATCH			3,914.57	3,602.45	5,250.00	5,250.00	4,048.55	5,549.00
1000.0580	4116 RETIREMENT - CNTY CONTRI			5,292.87	4,868.76	7,090.00	7,090.00	5,475.26	7,492.00
1000.0580	4120 EMP HEALTH INS - CNTY PAID			10,792.70	8,515.44	16,262.00	16,262.00	0.00	12,543.00
1000.0580	4123 EMPL DENTAL INS - COUNTY PAID			255.38	203.22	282.00	282.00	233.60	314.00
1000.0580	4126 EMP LIFE INS - CNTY PAID			126.73	109.57	187.00	187.00	141.80	198.00
1000.0580	4201 OFFICE SUPPLIES			1,000.63	16.39	1,000.00	1,000.00	838.39	1,000.00
1000.0580	4202 FURN & EQUIP (NOT CA)			90.00	1,210.95	500.00	800.00	775.84	500.00
1000.0580	4225 FLOOD PLAIN EXPENSES			0.00	0.00	5,000.00	5,000.00	155.85	5,000.00
1000.0580	4233 MISC DISASTER EXPENSES			0.00	0.00	10,000.00	10,000.00	0.00	10,000.00
1000.0580	4240 FUEL			0.00	176.90	500.00	500.00	362.07	750.00
1000.0580	4246 PARTS/SUPPLIES / REPAIRS(VHCL)			696.83	285.66	400.00	400.00	0.00	400.00
1000.0580	4401 TELECOMMUNICATIONS			719.70	481.62	1,000.00	1,000.00	393.50	1,000.00
1000.0580	4433 REQUIRED PUBLIC NOTICES			0.00	0.00	1,000.00	1,000.00	0.00	1,000.00
1000.0580	4500 SERVICE AGREEMENTS			0.00	68.99	500.00	500.00	0.00	500.00

FINAL BUDGET
ADOPTED SEPTEMBER 8, 2025

12/38

VERSION: 2026.01.R.A, 2026.01.E.A

LEE COUNTY

09/02/2025 09:14:20

Fund Dept Line Description	2023 Actual	2024 Actual	Original Budget	Amended Budget	2025 Actual	2026 Budget
1000 GENERAL FUND						
0580 EMERGENCY MANAGEMENT						
1000.0580 5100 DUES & MEMBERSHIPS	0.00	0.00	100.00	100.00	0.00	150.00
1000.0580 5111 CONFERENCES, TRAINING, ETC	2,408.93	40.00	3,000.00	3,000.00	0.00	3,000.00
1000.0580 5399 MISC OTHER SRVCS & CHRGS	77.97	30.22	1,000.00	1,000.00	12.30	1,000.00
1000.0580 5516 FURNITURE & EQUIPMENT	0.00	0.00	1,500.00	1,200.00	0.00	1,500.00
0580 EMERGENCY MANAGEMENT	76,613.93	66,742.37	123,197.00	123,197.00	65,440.72	124,421.00

1000 GENERAL FUND
0585 DPS

POSITION TITLE	COUNT	GRADE	LINE	SALARY
0005 ADMINISTRATIVE ASSISTANT	0		4001	93,026.00
0007 SECRETARY	2		4001	0.00
1000.0585 4001 FULL-TIME			79,060.03	76,885.19
1000.0585 4010 OVERTIME			1,498.96	4,191.65
1000.0585 4020 ANNUAL SALARY ADJUSTMENT			0.00	1,300.00
1000.0585 4100 PAYROLL TAXES - CNTY MATCH			4,871.61	5,346.01
1000.0585 4116 RETIREMENT - CNTY CONTRI			8,321.75	8,509.54
1000.0585 4120 EMP HEALTH INS - CNTY PAID			29,355.67	25,858.70
1000.0585 4123 EMPL DENTAL INS - COUNTY PAID			557.32	520.90
1000.0585 4126 EMP LIFE INS - CNTY PAID			205.20	204.30
1000.0585 4201 OFFICE SUPPLIES			1,460.18	1,629.09
1000.0585 4202 FURN & EQUIP (NOT CA)			3,579.13	5,728.91
1000.0585 4232 EVIDENCE EXPENSE (PHOTOS, ETC)			558.04	257.16
1000.0585 4238 PARTS, SUPPLIES, & REPAIRS			321.15	122.81
1000.0585 4401 TELECOMMUNICATIONS			0.00	0.00
1000.0585 4500 SERVICE AGREEMENTS			0.00	0.00
1000.0585 5111 CONFERENCES, TRAINING, ETC			708.68	490.16
1000.0585 5190 OFFICIAL, DEPUTY, NOTARY BOND			0.00	71.00
1000.0585 5399 MISC OTHER SRVCS & CHRGS			244.59	416.75
1000.0585 5516 FURNITURE & EQUIPMENT			0.00	0.00
0585 DPS	130,742.31	131,532.17	153,831.00	153,831.00

1000 GENERAL FUND
0625 AIRPORT

1000.0625 5327 AID TO - AIRPORT	0.00	0.00	5,600.00	5,600.00	0.00	5,600.00
0625 AIRPORT	0.00	0.00	5,600.00	5,600.00	0.00	5,600.00

1000 GENERAL FUND
0630 HEALTH DEPARTMENT

1000.0630 4128 EMPLOYEE WELLNESS	660.00	260.00	2,700.00	2,700.00	910.00	995.00
1000.0630 4299 MISC SUPPLIES & MAINTENANCE	0.00	0.00	100.00	100.00	0.00	100.00
1000.0630 4401 TELECOMMUNICATIONS	2,550.76	2,524.48	3,000.00	3,000.00	2,763.59	3,000.00
1000.0630 4665 MENTAL HEALTH EXPENSE	2,882.00	0.00	2,500.00	2,500.00	607.00	2,500.00
0630 HEALTH DEPARTMENT	6,092.76	2,784.48	8,300.00	8,300.00	4,280.59	6,595.00

1000 GENERAL FUND
0634 HEALTH, SANITATION, PERMITTING

1000.0634 4001 FULL-TIME	29,089.95	31,372.78	0.00	0.00	0.00	0.00
1000.0634 4010 OVERTIME	0.00	55.16	0.00	0.00	0.00	0.00
1000.0634 4020 ANNUAL SALARY ADJUSTMENT	0.00	325.00	0.00	0.00	0.00	0.00
1000.0634 4090 GENERAL CONTRACT LABOR	72,000.00	56,400.00	0.00	0.00	0.00	0.00
1000.0634 4100 PAYROLL TAXES - CNTY MATCH	2,204.58	2,412.76	0.00	0.00	0.00	0.00
1000.0634 4116 RETIREMENT - CNTY CONTRI	3,005.01	3,280.17	0.00	0.00	0.00	0.00
1000.0634 4120 EMP HEALTH INS - CNTY PAID	5,843.92	5,220.44	0.00	0.00	0.00	0.00
1000.0634 4123 EMPL DENTAL INS - COUNTY PAID	139.33	124.58	0.00	0.00	0.00	0.00
1000.0634 4126 EMP LIFE INS - CNTY PAID	72.96	79.66	0.00	0.00	0.00	0.00
1000.0634 4201 OFFICE SUPPLIES	92.44	224.14	0.00	0.00	0.00	0.00
1000.0634 4202 FURN & EQUIP (NOT CA)	462.78	0.00	0.00	0.00	0.00	0.00
1000.0634 4241 FUELS / OILS / LUBRICANTS	443.58	338.63	0.00	0.00	0.00	0.00
1000.0634 4246 PARTS/SUPPLIES / REPAIRS(VHCL)	375.20	132.00	0.00	0.00	0.00	0.00
1000.0634 4500 SERVICE AGREEMENTS	0.00	443.30	0.00	0.00	0.00	0.00
1000.0634 5111 CONFERENCES, TRAINING, ETC	2,727.22	2,584.32	0.00	0.00	0.00	0.00
1000.0634 5399 MISC OTHER SRVCS & CHRGS	623.01	800.00	0.00	0.00	0.00	0.00
0634 HEALTH, SANITATION, PERMITTING	117,079.98	103,792.94	0.00	0.00	0.00	0.00

1000 GENERAL FUND
0640 HUMAN SERVICES

1000.0640 4651 FUNERALS / BURIALS	1,192.00	1,823.00	1,500.00	825.00	0.00	2,000.00
1000.0640 5318 AID TO - FAM CRISIS CNTR	6,500.00	6,500.00	6,500.00	6,500.00	6,500.00	6,500.00
1000.0640 5322 AID TO - COMBINED COMM ACTION	8,500.00	8,500.00	8,500.00	8,500.00	8,500.00	8,500.00
1000.0640 5323 AID TO - CHILDREN'S ADVOCACY	10,000.00	10,000.00	10,000.00	10,000.00	0.00	10,000.00
1000.0640 5324 AID TO - CASA OF BASTROP	7,000.00	7,000.00	7,000.00	7,000.00	7,000.00	7,000.00
1000.0640 5325 AID TO - GIDDINGS FOOD PNTRY	3,600.00	0.00	3,600.00	3,600.00	0.00	3,600.00
1000.0640 5328 AID TO - CHILD PROTECTION SRVC	2,000.00	2,000.00	2,000.00	2,000.00	2,000.00	2,000.00
1000.0640 5329 AID TO - CARTS SUPPORT	10,000.00	10,000.00	10,000.00	10,000.00	10,000.00	10,000.00
1000.0640 5374 REMOVAL FEES	8,400.00	12,193.00	9,000.00	11,425.00	11,425.00	13,000.00
0640 HUMAN SERVICES	57,192.00	58,016.00	58,100.00	59,850.00	45,425.00	62,600.00

1000 GENERAL FUND
0665 COUNTY EXTENSION SERVICE

POSITION TITLE	COUNT	GRADE	LINE	SALARY
0003 CEA / AG	1		4001	25,293.00
0004 CEA - FCS	1		4001	25,293.00
0005 ADMINISTRATIVE ASSISTANT	0		4001	93,026.00
0007 SECRETARY	2		4001	0.00

FINAL BUDGET
ADOPTED SEPTEMBER 8, 2025

13/38

LEE COUNTY

09/02/2025 09:14:20

VERSION: 2026.01.R.A, 2026.01.E.A

Fund Dept Line Description	2023 Actual	2024 Actual	Original Budget	Amended Budget	2025 Actual	2026 Budget
1000 GENERAL FUND						
0665 COUNTY EXTENSION SERVICE						
0010 CHIEF DEPUTY 1 4001 0.00						
1000.0665 4001 FULL-TIME	117,666.20	117,536.68	128,374.00	128,304.00	107,830.76	143,612.00
1000.0665 4010 OVERTIME	660.84	207.05	618.00	688.00	688.00	618.00
1000.0665 4020 ANNUAL SALARY ADJUSTMENT	0.00	2,600.00	2,600.00	2,600.00	2,600.00	2,600.00
1000.0665 4065 EXPENSE ALLOWANCE	8,400.00	8,400.00	8,400.00	8,400.00	7,700.00	0.00
1000.0665 4100 PAYROLL TAXES - CNTY MATCH	9,573.76	9,749.18	10,710.00	10,710.00	9,052.24	11,233.00
1000.0665 4116 RETIREMENT - CNTY CONTRI	8,456.28	8,492.57	9,351.00	9,351.00	7,577.67	9,808.00
1000.0665 4120 EMP HEALTH INS - CNTY PAID	23,375.68	22,774.08	23,621.00	23,621.00	18,606.32	25,085.00
1000.0665 4123 EMPL DENTAL INS - COUNTY PAID	557.32	543.48	563.00	563.00	443.84	628.00
1000.0665 4126 EMP LIFE INS - CNTY PAID	210.60	222.30	243.00	243.00	187.59	260.00
1000.0665 4201 OFFICE SUPPLIES	891.48	1,744.28	1,000.00	1,000.00	975.32	1,000.00
1000.0665 4202 FURN & EQUIP (NOT CA)	725.87	379.74	1,000.00	1,000.00	744.21	1,000.00
1000.0665 4213 HOME ECONOMICS SUPPLIES	524.13	0.00	500.00	500.00	156.68	500.00
1000.0665 4216 COUNTY EXTENSION SUPPLIES	234.20	56.92	500.00	459.00	54.82	500.00
1000.0665 4238 PARTS, SUPPLIES, & REPAIRS	137.52	482.09	500.00	2,703.00	2,612.51	500.00
1000.0665 4240 FUEL	2,597.81	2,701.47	3,000.00	3,000.00	1,515.20	3,000.00
1000.0665 4500 SERVICE AGREEMENTS	611.89	684.00	500.00	531.00	527.60	600.00
1000.0665 5100 DUES & MEMBERSHIPS	630.00	640.00	700.00	700.00	640.00	700.00
1000.0665 5111 CONFERENCES, TRAINING, ETC	4,058.80	3,905.26	3,000.00	3,000.00	2,104.14	3,000.00
1000.0665 5190 OFFICIAL, DEPUTY, NOTARY BOND	71.00	0.00	100.00	100.00	0.00	100.00
1000.0665 5321 AID TO 4H - YOUTH RESOURCES	5,815.01	6,109.82	7,000.00	5,700.00	4,234.60	7,000.00
1000.0665 5399 MISC OTHER SRVCS & CHRGS	515.71	345.87	770.00	489.00	260.08	500.00
1000.0665 5516 FURNITURE & EQUIPMENT	8,339.00	9,679.00	9,500.00	8,888.00	6,215.00	9,500.00
1000.0665 5517 VEHICLES OVR 5K	0.00	0.00	0.00	62,000.00	62,000.00	0.00
0665 COUNTY EXTENSION SERVICE	194,053.10	197,253.79	212,550.00	274,550.00	236,726.58	221,744.00
1000 GENERAL FUND						
0670 CONSERVATION						
1000.0670 4201 OFFICE SUPPLIES	0.00	0.00	0.00	90.00	88.09	0.00
1000.0670 4202 FURN & EQUIP (NOT CA)	0.00	179.99	300.00	210.00	130.79	300.00
1000.0670 4237 GAME WARDEN EXPENSES	301.87	76.97	600.00	600.00	0.00	600.00
1000.0670 5319 AID TO NON-PROFIT - LEE CO SWC	1,500.00	1,500.00	1,500.00	1,500.00	1,500.00	1,500.00
1000.0670 5377 BOUNTIES FOR NUISANCE ANIMALS	5,116.00	9,850.00	10,000.00	15,000.00	13,345.00	20,000.00
0670 CONSERVATION	6,917.87	11,606.96	12,400.00	17,400.00	15,063.88	22,400.00
1000 GENERAL FUND						
0700 TRANSFERS OUT						
1000.0700 7005 TRANSFER TO INDIGENT CARE	220,000.00	220,000.00	220,000.00	220,000.00	0.00	220,000.00
1000.0700 7008 TRANSFER TO RECYCLING FUND	60,000.00	60,000.00	110,000.00	110,000.00	0.00	60,000.00
1000.0700 7010 TRANSFER TO LEE CO HIST COM	500.00	500.00	500.00	500.00	0.00	500.00
1000.0700 7015 TRANSFER TO CH REST PHASE III FUND	2,348,501.76	1,258,336.35	3,500,000.00	3,500,000.00	1,750,829.65	1,000,000.00
1000.0700 7016 TRANSFER TO FLOOD GRANT FUND	138,028.23	436.75	0.00	0.00	0.00	0.00
1000.0700 7019 TRANSFER TO FLETCHER BUILDING FND	0.00	10,000.00	10,000.00	10,000.00	0.00	10,000.00
1000.0700 7021 TRANSFER TO R&B PCT 1 FUND	44,899.95	51,197.79	82,620.00	82,620.00	83,304.14	146,325.00
1000.0700 7022 TRANSFER TO R&B PCT 2 FUND	44,899.94	51,197.80	82,620.00	82,620.00	83,304.11	146,325.00
1000.0700 7023 TRANSFER TO R&B PCT 3 FUND	44,899.93	51,197.81	82,620.00	82,620.00	83,304.08	146,325.00
1000.0700 7024 TRANSFER TO R&B PCT 4 FUND	44,899.92	51,197.82	82,620.00	82,620.00	83,304.07	146,325.00
1000.0700 7035 TRANSFER TO RURAL S/O GRANT FUND	0.00	0.00	100,000.00	100,000.00	0.00	50,000.00
1000.0700 7036 TRANSFER TO RURAL PROSECUTOR GRANT FUND	0.00	80,687.19	60,000.00	60,000.00	188.13	50,000.00
1000.0700 7037 TRANSFER TO VETERAN CNTY SERV GRANT FUND	0.00	0.00	0.00	0.00	0.00	20,000.00
0700 TRANSFERS OUT	2,946,629.73	1,834,751.51	4,330,980.00	4,330,980.00	2,084,234.18	1,995,800.00
Revenue Total	13,228,601.08	15,162,317.86	19,736,615.00	19,736,615.00	15,042,580.31	18,416,820.00
Expense Total	15,406,029.06	14,973,566.19	19,736,615.00	19,736,615.00	14,493,087.39	18,416,820.00
1000 GENERAL FUND	-2,177,427.98	188,751.67	0.00	0.00	549,492.92	0.00
1002 C.S. CHILD SAFETY FUND						
0340 FINES , FEES, COSTS, & FORFEITURES						
1002.0340 3747 CHILD SAFETY FEES	266.76	684.02	100.00	100.00	1,469.22	600.00
0340 FINES , FEES, COSTS, & FORFEITURES	266.76	684.02	100.00	100.00	1,469.22	600.00
1002 C.S. CHILD SAFETY FUND						
0390 MISCELLANEOUS INCOME						
1002.0390 3999 BUDGETED CARRYOVER (PR YR)	0.00	0.00	14,000.00	14,000.00	0.00	15,700.00
0390 MISCELLANEOUS INCOME	0.00	0.00	14,000.00	14,000.00	0.00	15,700.00
1002 C.S. CHILD SAFETY FUND						
0409 NON-DEPARTMENTAL						
1002.0409 5320 AID TO SCHOOL - COMMUNITY EDU	0.00	0.00	7,000.00	7,000.00	0.00	7,000.00
1002.0409 5370 CHILD PREV PROGRAM	0.00	0.00	7,000.00	7,000.00	0.00	8,700.00
0409 NON-DEPARTMENTAL	0.00	0.00	14,000.00	14,000.00	0.00	15,700.00
Revenue Total	266.76	684.02	14,100.00	14,100.00	1,469.22	16,300.00
Expense Total	0.00	0.00	14,000.00	14,000.00	0.00	15,700.00
1002 C.S. CHILD SAFETY FUND	266.76	684.02	100.00	100.00	1,469.22	600.00
1004 INMATE PHONE TIME INCOME						
0390 MISCELLANEOUS INCOME						
1004.0390 3182 INMATE PHONE TIME INCOME	0.00	22,665.08	12,000.00	12,000.00	60,411.75	20,000.00
1004.0390 3999 BUDGETED CARRYOVER (PR YR)	0.00	0.00	13,000.00	13,000.00	0.00	66,000.00
0390 MISCELLANEOUS INCOME	0.00	22,665.08	25,000.00	25,000.00	60,411.75	86,000.00
1004 INMATE PHONE TIME INCOME						
0560 COUNTY SHERIFF						

FINAL BUDGET
ADOPTED SEPTEMBER 8, 2025

14/38

LEE COUNTY

09/02/2025 09:14:20

VERSION: 2026.01.R.A, 2026.01.E.A

Fund Dept Line Description	2023 Actual	2024 Actual	Original Budget	Amended Budget	2025 Actual	2026 Budget
0560 COUNTY SHERIFF						
1004.0560 4202 FURN & EQUIP (NOT CA)	0.00	0.00	3,250.00	3,250.00	0.00	8,000.00
1004.0560 5517 VEHICLES OVR 5K	0.00	0.00	3,250.00	3,250.00	0.00	8,000.00
0560 COUNTY SHERIFF	0.00	0.00	6,500.00	6,500.00	0.00	16,000.00
1004 INMATE PHONE TIME INCOME						
0562 JAIL OPERATIONS						
1004.0562 4202 FURN & EQUIP (NOT CA)	0.00	0.00	3,250.00	3,250.00	0.00	30,000.00
1004.0562 5517 VEHICLES OVR 5K	0.00	0.00	3,250.00	3,250.00	0.00	30,000.00
0562 JAIL OPERATIONS	0.00	0.00	6,500.00	6,500.00	0.00	60,000.00
Revenue Total	0.00	22,665.08	25,000.00	25,000.00	60,411.75	86,000.00
Expense Total	0.00	0.00	13,000.00	13,000.00	0.00	76,000.00
1004 INMATE PHONE TIME INCOME	0.00	22,665.08	12,000.00	12,000.00	60,411.75	10,000.00
1200 ECONOMIC DEVELOPMENT FUND						
0390 MISCELLANEOUS INCOME						
1200.0390 3800 INTEREST INCOME	12,079.78	27,835.42	5,000.00	5,000.00	26,826.66	5,000.00
1200.0390 3830 UNCLAIMED MONEY - BLUEBONNET	44,228.27	0.00	5,000.00	5,000.00	0.00	5,000.00
1200.0390 3889 MISC INCOME	0.00	24,025.40	0.00	0.00	0.00	0.00
1200.0390 3999 BUDGETED CARRYOVER (PR YR)	0.00	0.00	250,000.00	250,000.00	0.00	280,000.00
0390 MISCELLANEOUS INCOME	56,308.05	51,860.82	260,000.00	260,000.00	26,826.66	290,000.00
1200 ECONOMIC DEVELOPMENT FUND						
0409 NON-DEPARTMENTAL						
1200.0409 4227 ECONOMIC DVLPMNT EXPENSES	19,867.48	17,648.99	250,000.00	250,000.00	18,199.44	280,000.00
0409 NON-DEPARTMENTAL	19,867.48	17,648.99	250,000.00	250,000.00	18,199.44	280,000.00
Revenue Total	56,308.05	51,860.82	260,000.00	260,000.00	26,826.66	290,000.00
Expense Total	19,867.48	17,648.99	250,000.00	250,000.00	18,199.44	280,000.00
1200 ECONOMIC DEVELOPMENT FUND	36,440.57	34,211.83	10,000.00	10,000.00	8,627.22	10,000.00
1501 ROAD & BRIDGE PCT 1						
0310 TAXES						
1501.0310 3000 AD VALOREM - CURRENT	484,315.82	550,680.99	573,031.00	573,031.00	582,862.29	610,415.00
1501.0310 3010 DELIQUENT AD VALOREM TAXES	10,112.71	12,814.39	10,000.00	10,000.00	8,594.72	10,000.00
1501.0310 3060 SALES TAX - COUNTY	24,515.80	32,329.98	24,000.00	24,000.00	29,371.66	32,000.00
0310 TAXES	518,944.33	595,825.36	607,031.00	607,031.00	620,828.67	652,415.00
1501 ROAD & BRIDGE PCT 1						
0320 LCNS, PERMITS, & CERTS - BUSINESS						
1501.0320 3118 ROAD ENTRANCE PERMIT / FEES	0.00	0.00	2,000.00	2,000.00	0.00	0.00
0320 LCNS, PERMITS, & CERTS - BUSINESS	0.00	0.00	2,000.00	2,000.00	0.00	0.00
1501 ROAD & BRIDGE PCT 1						
0321 LCNS, PERMITS, & CERTS - NON BUSINESS						
1501.0321 3143 MOTOR VEHICLE REGISTRATIONS	157,346.03	156,414.86	152,000.00	152,000.00	156,809.73	152,000.00
0321 LCNS, PERMITS, & CERTS - NON BUSINESS	157,346.03	156,414.86	152,000.00	152,000.00	156,809.73	152,000.00
1501 ROAD & BRIDGE PCT 1						
0330 GRANTS & AID / REVN SHARING						
1501.0330 3250 FEDERAL - FEMA DISASTER	11.95	0.00	0.00	0.00	0.00	0.00
1501.0330 3252 FEDERAL - COMMUNITY DEV BLOCK GRANT	8,500.00	0.00	0.00	0.00	1,750.00	0.00
1501.0330 3311 STATE - LATERAL ROAD FUNDING	4,336.47	4,722.81	4,000.00	4,000.00	4,718.29	4,000.00
0330 GRANTS & AID / REVN SHARING	12,848.42	4,722.81	4,000.00	4,000.00	6,468.29	4,000.00
1501 ROAD & BRIDGE PCT 1						
0340 FINES , FEES, COSTS, & FORFEITURES						
1501.0340 3716 COUNTY COURT FEES	71.00	317.70	0.00	0.00	233.25	0.00
1501.0340 3733 ROAD DAMAGES	466,045.86	54,679.55	0.00	0.00	20,412.38	0.00
1501.0340 3734 COUNTY COURT FINES	24,709.78	25,291.60	25,000.00	25,000.00	30,024.92	30,000.00
0340 FINES , FEES, COSTS, & FORFEITURES	490,826.64	80,288.85	25,000.00	25,000.00	50,670.55	30,000.00
1501 ROAD & BRIDGE PCT 1						
0390 MISCELLANEOUS INCOME						
1501.0390 3800 INTEREST INCOME	37,167.89	53,385.69	15,000.00	15,000.00	44,997.53	30,000.00
1501.0390 3810 SALE / COMP FOR LOSS OF ASSETS	0.00	2,175.88	0.00	0.00	62.78	0.00
1501.0390 3813 SALE OF MATERIALS	618.30	1,343.00	0.00	0.00	332.60	0.00
1501.0390 3826 REFUNDS / REIMBURSEMENTS	75,323.35	21,711.58	0.00	0.00	2,949.96	0.00
1501.0390 3841 RENT & ROYALTIES	90.77	41.80	0.00	0.00	33.58	0.00
1501.0390 3889 MISC INCOME	20,278.31	18,189.73	16,000.00	16,000.00	15,950.68	16,000.00
1501.0390 3999 BUDGETED CARRYOVER (PR YR)	0.00	0.00	725,000.00	725,000.00	0.00	750,000.00
0390 MISCELLANEOUS INCOME	133,478.62	96,847.68	756,000.00	756,000.00	64,327.13	796,000.00
1501 ROAD & BRIDGE PCT 1						
0391 TRANSFERS IN						
1501.0391 3900 TRANSFERS FROM GENERAL FUND	44,899.95	51,197.79	82,620.00	82,620.00	83,304.14	146,325.00
1501.0391 3921 TRANSFERS FROM R&B #1 GRANT FUND	0.00	0.00	92,974.00	92,974.00	0.00	92,974.00
0391 TRANSFERS IN	44,899.95	51,197.79	175,594.00	175,594.00	83,304.14	239,299.00
1501 ROAD & BRIDGE PCT 1						
0611 R & B #1 EXPENSE TOTALS						
POSITION TITLE	COUNT	GRADE	LINE	SALARY		
0062 FOREMAN	1		4001	55,707.00		
0064 MECHANIC	1		4001	53,706.00		
0066 ASSISTANT FOREMAN	1		4001	50,604.00		

FINAL BUDGET
ADOPTED SEPTEMBER 8, 2025

15/38

LEE COUNTY

09/02/2025 09:14:20

VERSION: 2026.01.R.A, 2026.01.E.A

Fund	Dept	Line Description		2023 Actual	2024 Actual	Original Budget	Amended Budget	2025 Actual	2026 Budget
1501 ROAD & BRIDGE PCT 1									
0611 R & B #1 EXPENSE TOTALS									
0069		ROAD HAND	2	4001	95,456.00				
0500		PART TIME ROAD HAND	1	4002	0.00				
0600		TEMP/SEASONAL	0	4003	23,864.00				
1501.0611	4001	FULL-TIME		206,425.10	223,133.90	243,308.00	243,308.00	203,341.13	255,473.00
1501.0611	4002	PART-TIME		0.00	0.00	22,728.00	17,928.00	0.00	0.00
1501.0611	4003	TEMP / SEASONAL		7,965.00	0.00	0.00	4,800.00	7,344.00	23,864.00
1501.0611	4010	OVERTIME		2,557.54	1,532.00	3,090.00	3,090.00	1,652.11	3,090.00
1501.0611	4020	ANNUAL SALARY ADJUSTMENT		0.00	2,925.00	3,575.00	3,575.00	2,800.00	3,575.00
1501.0611	4096	ACCRUAL PAYROLL ADJUSTMENT		930.25	304.59	0.00	0.00	0.00	0.00
1501.0611	4100	PAYROLL TAXES - CNTY MATCH		17,088.31	16,801.89	20,862.00	20,862.00	15,681.92	21,880.00
1501.0611	4110	WORKERS COMP INSURANCE		3,508.35	5,462.76	7,500.00	7,500.00	4,465.50	7,500.00
1501.0611	4111	UNEMPLOYMENT INSURANCE		524.35	1,147.64	1,000.00	1,000.00	208.88	1,000.00
1501.0611	4116	RETIREMENT - CNTY CONTRI		21,632.56	23,508.39	28,171.00	28,171.00	21,194.62	29,545.00
1501.0611	4120	EMP HEALTH INS - CNTY PAID		54,637.78	47,082.74	48,833.00	48,833.00	45,012.38	70,820.00
1501.0611	4121	RETIREE HEALTH / SUPPLEMENT INS		4,668.95	6,511.41	11,000.00	11,000.00	8,394.36	11,000.00
1501.0611	4123	EMPL DENTAL INS - COUNTY PAID		1,230.34	1,358.70	1,406.00	1,406.00	1,097.92	1,569.00
1501.0611	4126	EMP LIFE INS - CNTY PAID		528.82	607.05	738.00	738.00	508.99	775.00
1501.0611	4201	OFFICE SUPPLIES		28.46	0.00	0.00	0.00	0.00	0.00
1501.0611	4202	FURN & EQUIP (NOT CA)		620.25	1,976.91	2,000.00	2,000.00	1,254.59	2,000.00
1501.0611	4236	LANDFILL EXPENSES		6,531.05	7,338.85	12,000.00	12,000.00	5,122.79	12,000.00
1501.0611	4238	PARTS, SUPPLIES, & REPAIRS		87,253.34	84,428.37	70,000.00	100,000.00	90,117.23	70,000.00
1501.0611	4241	FUELS / OILS / LUBRICANTS		48,341.82	44,225.05	60,000.00	60,000.00	30,893.57	60,000.00
1501.0611	4243	TIRES / TUBES		13,802.50	12,480.00	25,000.00	25,000.00	14,427.02	25,000.00
1501.0611	4264	PRE-MIX		9,050.10	6,485.60	50,000.00	80,700.00	77,360.70	50,000.00
1501.0611	4270	SIGNS & REFLECTORS		1,527.92	3,626.87	6,000.00	6,000.00	1,290.06	6,000.00
1501.0611	4276	ROAD MAINTENANCE		7,804.93	1,088.23	50,000.00	50,000.00	37,223.97	50,000.00
1501.0611	4278	BULK WATER (ROADS)		0.00	1,294.00	1,500.00	1,500.00	0.00	1,500.00
1501.0611	4280	CULVERT & PIPE		1,476.69	18,212.92	12,000.00	5,345.00	2,332.25	12,000.00
1501.0611	4300	UTILITIES		3,284.27	3,561.44	3,500.00	3,500.00	2,951.68	3,500.00
1501.0611	4401	TELECOMMUNICATIONS		448.31	471.96	1,000.00	1,000.00	393.50	1,000.00
1501.0611	4433	REQUIRED PUBLIC NOTICES		0.00	514.05	400.00	400.00	314.46	400.00
1501.0611	4505	INDEPENDENT CNTRCTRS W/INS		0.00	0.00	1,000.00	1,000.00	0.00	1,000.00
1501.0611	4507	FIRE PROTECTION SERVICES		1,290.00	0.00	0.00	0.00	0.00	0.00
1501.0611	5100	DUES & MEMBERSHIPS		432.00	0.00	0.00	0.00	0.00	0.00
1501.0611	5111	CONFERENCES, TRAINING, ETC		2,280.32	0.00	0.00	0.00	0.00	0.00
1501.0611	5165	RENT - EQUIPMENT		0.00	0.00	1,000.00	9,000.00	6,925.00	1,000.00
1501.0611	5180	INSURANCE - PROPERTY & AUTO		7,194.90	4,827.08	0.00	0.00	0.00	0.00
1501.0611	5185	LICENSES & REGISTRATION		0.00	284.00	250.00	250.00	161.00	250.00
1501.0611	5267	CONTINGENCY		0.00	0.00	360,000.00	329,300.00	0.00	400,000.00
1501.0611	5399	MISC OTHER SRVCS & CHRGS		4,277.57	821.67	3,000.00	3,000.00	1,149.00	3,000.00
1501.0611	5407	PRINCIPAL - CAPITAL LEASE		0.00	0.00	0.00	7,000.00	0.00	55,517.00
1501.0611	5426	INTEREST - CAPITAL LEASE		0.00	0.00	0.00	7,000.00	0.00	19,333.00
1501.0611	5504	RIGHT OF WAY - FENCING EXP		4,128.11	4,649.50	25,000.00	0.00	0.00	25,000.00
1501.0611	5510	INFRASTRUCTURE - PAVING		227,839.10	380,258.22	200,000.00	200,000.00	81,749.93	200,000.00
1501.0611	5511	INFRASTRUCTURE - BRIDGE		0.00	0.00	1,000.00	2,655.00	2,653.45	1,000.00
1501.0611	5516	FURNITURE & EQUIPMENT		0.00	44,100.00	100,000.00	78,000.00	0.00	100,000.00
1501.0611	5517	VEHICLES OVR 5K		38,000.00	3,750.00	100,000.00	100,000.00	0.00	100,000.00
1501.0611	5519	INFRASTRUCTURE - PAVING - CONTRACT		216,076.68	76,384.00	200,000.00	200,000.00	152,297.75	200,000.00
0611 R & B #1 EXPENSE TOTALS				1,003,385.67	1,031,154.79	1,676,861.00	1,676,861.00	820,319.76	1,829,591.00
1501 ROAD & BRIDGE PCT 1									
0700 TRANSFERS OUT									
1501.0700	7002	TRANSFER TO RIGHT OF WAY FUND		0.00	0.00	1,250.00	1,250.00	0.00	1,250.00
1501.0700	7031	TRANSFER TO R&B #1 GRANT FUND		0.00	4,500.00	0.00	0.00	0.00	0.00
0700 TRANSFERS OUT				0.00	4,500.00	1,250.00	1,250.00	0.00	1,250.00
Revenue Total				1,358,343.99	985,297.35	1,721,625.00	1,721,625.00	982,408.51	1,873,714.00
Expense Total				1,003,385.67	1,035,654.79	1,678,111.00	1,678,111.00	820,319.76	1,830,841.00
1501 ROAD & BRIDGE PCT 1				354,958.32	-50,357.44	43,514.00	43,514.00	162,088.75	42,873.00
1502 ROAD & BRIDGE PCT 2									
0310 TAXES									
1502.0310	3000	AD VALOREM - CURRENT		581,178.99	660,817.21	687,638.00	687,638.00	699,434.72	732,497.00
1502.0310	3010	DELIQUENT AD VALOREM TAXES		12,135.27	15,377.33	12,000.00	12,000.00	10,313.65	12,000.00
1502.0310	3060	SALES TAX - COUNTY		24,515.80	32,329.98	24,000.00	24,000.00	29,371.66	32,000.00
0310 TAXES				617,830.06	708,524.52	723,638.00	723,638.00	739,120.03	776,497.00
1502 ROAD & BRIDGE PCT 2									
0320 LCNS, PERMITS, & CERTS - BUSINESS									
1502.0320	3118	ROAD ENTRANCE PERMIT / FEES		0.00	0.00	2,000.00	2,000.00	0.00	0.00
0320 LCNS, PERMITS, & CERTS - BUSINESS				0.00	0.00	2,000.00	2,000.00	0.00	0.00
1502 ROAD & BRIDGE PCT 2									
0321 LCNS, PERMITS, & CERTS - NON BUSINESS									
1502.0321	3143	MOTOR VEHICLE REGISTRATIONS		157,345.93	156,414.82	152,000.00	152,000.00	156,809.71	152,000.00
0321 LCNS, PERMITS, & CERTS - NON BUSINESS				157,345.93	156,414.82	152,000.00	152,000.00	156,809.71	152,000.00
1502 ROAD & BRIDGE PCT 2									
0330 GRANTS & AID / REVN SHARING									
1502.0330	3250	FEDERAL - FEMA DISASTER		23.90	0.00	0.00	0.00	0.00	0.00
1502.0330	3311	STATE - LATERAL ROAD FUNDING		5,203.76	5,667.37	5,000.00	5,000.00	5,661.95	5,000.00
0330 GRANTS & AID / REVN SHARING				5,227.66	5,667.37	5,000.00	5,000.00	5,661.95	5,000.00
1502 ROAD & BRIDGE PCT 2									
0340 FINES , FEES, COSTS, & FORFEITURES									

FINAL BUDGET
ADOPTED SEPTEMBER 8, 2025

16/38

LEE COUNTY 09/02/2025 09:14:20
VERSION: 2026.01.R.A, 2026.01.E.A

Fund Dept Line Description	2023 Actual	2024 Actual	Original Budget	Amended Budget	2025 Actual	2026 Budget
0340 FINES , FEES, COSTS, & FORFEITURES						
1502.0340 3716 COUNTY COURT FEES	71.00	317.69	0.00	0.00	233.25	0.00
1502.0340 3734 COUNTY COURT FINES	24,709.77	25,291.59	25,000.00	25,000.00	30,024.91	30,000.00
0340 FINES , FEES, COSTS, & FORFEITURES	24,780.77	25,609.28	25,000.00	25,000.00	30,258.16	30,000.00

1502 ROAD & BRIDGE PCT 2						
0390 MISCELLANEOUS INCOME						
1502.0390 3800 INTEREST INCOME	56,439.08	78,930.31	30,000.00	30,000.00	65,917.69	50,000.00
1502.0390 3809 INSURANCE SETTLEMENT	0.00	0.00	0.00	0.00	7,670.64	0.00
1502.0390 3810 SALE / COMP FOR LOSS OF ASSETS	9.11	12,095.04	0.00	0.00	101.25	0.00
1502.0390 3813 SALE OF MATERIALS	257.60	589.80	0.00	0.00	30.00	0.00
1502.0390 3826 REFUNDS / REIMBURSEMENTS	14,381.56	0.00	0.00	0.00	991.63	0.00
1502.0390 3841 RENT & ROYALTIES	848.24	16,066.68	0.00	0.00	17,666.05	0.00
1502.0390 3889 MISC INCOME	19,092.92	18,098.98	16,000.00	16,000.00	17,030.67	16,000.00
1502.0390 3999 BUDGETED CARRYOVER (PR YR)	0.00	0.00	1,350,000.00	1,350,000.00	0.00	1,350,000.00
0390 MISCELLANEOUS INCOME	91,028.51	125,780.81	1,396,000.00	1,396,000.00	109,407.93	1,416,000.00

1502 ROAD & BRIDGE PCT 2						
0391 TRANSFERS IN						
1502.0391 3900 TRANSFERS FROM GENERAL FUND	44,899.94	51,197.80	82,620.00	82,620.00	83,304.11	146,325.00
0391 TRANSFERS IN	44,899.94	51,197.80	82,620.00	82,620.00	83,304.11	146,325.00

1502 ROAD & BRIDGE PCT 2						
0612 R & B #2 EXPENSE TOTALS						

POSITION TITLE	COUNT	GRADE	LINE	SALARY				
0062 FOREMAN	1		4001	55,707.00				
0064 MECHANIC	1		4001	53,706.00				
0066 ASSISTANT FOREMAN	1		4001	50,604.00				
0069 ROAD HAND	3		4001	143,184.00				
0600 PART TIME (TEMP)	1		4003	23,864.00				
1502.0612 4001 FULL-TIME			200,166.08	223,801.96	288,763.00	288,763.00	249,438.65	303,201.00
1502.0612 4003 TEMP / SEASONAL			75.00	0.00	22,728.00	22,728.00	0.00	23,864.00
1502.0612 4010 OVERTIME			2,985.37	2,187.99	4,000.00	4,000.00	2,049.81	4,000.00
1502.0612 4020 ANNUAL SALARY ADJUSTMENT			0.00	2,925.00	4,225.00	4,225.00	3,250.00	4,225.00
1502.0612 4096 ACCRUAL PAYROLL ADJUSTMENT			884.00	338.64	0.00	0.00	0.00	0.00
1502.0612 4100 PAYROLL TAXES - CNTY MATCH			16,212.11	16,819.13	24,459.00	24,459.00	18,811.87	25,650.00
1502.0612 4110 WORKERS COMP INSURANCE			4,164.27	6,462.60	8,500.00	8,500.00	5,229.12	8,500.00
1502.0612 4111 UNEMPLOYMENT INSURANCE			518.52	1,150.21	1,000.00	1,000.00	254.54	1,000.00
1502.0612 4116 RETIREMENT - CNTY CONTRI			20,985.65	23,646.15	33,027.00	33,027.00	26,314.58	34,636.00
1502.0612 4120 EMP HEALTH INS - CNTY PAID			56,377.89	60,648.47	79,163.00	79,163.00	65,207.27	79,345.00
1502.0612 4121 RETIREE HEALTH / SUPPLEMENT INS			13,160.18	15,199.20	16,000.00	16,000.00	14,296.16	16,000.00
1502.0612 4123 EMPL DENTAL INS - COUNTY PAID			1,207.06	1,358.70	1,687.00	1,687.00	1,471.68	1,883.00
1502.0612 4126 EMP LIFE INS - CNTY PAID			514.42	615.31	808.00	808.00	693.05	840.00
1502.0612 4201 OFFICE SUPPLIES			257.73	0.00	0.00	0.00	0.00	0.00
1502.0612 4202 FURN & EQUIP (NOT CA)			5,075.24	549.38	3,000.00	3,000.00	1,436.96	3,000.00
1502.0612 4236 LANDFILL EXPENSES			17,048.31	25,804.97	15,000.00	18,200.00	17,707.75	15,000.00
1502.0612 4238 PARTS, SUPPLIES, & REPAIRS			37,072.27	56,787.75	45,000.00	80,000.00	74,638.46	75,000.00
1502.0612 4241 FUELS / OILS / LUBRICANTS			54,123.66	63,093.94	50,000.00	50,000.00	39,120.36	50,000.00
1502.0612 4243 TIRES / TUBES			3,022.00	6,472.90	10,000.00	10,000.00	8,380.59	10,000.00
1502.0612 4264 PRE-MIX			33,155.75	21,721.70	45,000.00	45,000.00	32,661.40	45,000.00
1502.0612 4270 SIGNS & REFLECTORS			1,484.74	6,624.88	5,000.00	5,000.00	2,216.13	5,000.00
1502.0612 4276 ROAD MAINTENANCE			3,821.67	4,704.99	75,000.00	75,000.00	9,241.20	75,000.00
1502.0612 4278 BULK WATER (ROADS)			0.00	183.68	500.00	1,600.00	1,583.55	500.00
1502.0612 4280 CULVERT & PIPE			11,922.30	2,916.88	15,000.00	15,000.00	12,370.11	15,000.00
1502.0612 4300 UTILITIES			3,529.88	4,040.68	4,000.00	4,000.00	3,250.64	4,000.00
1502.0612 4401 TELECOMMUNICATIONS			1,035.13	942.72	2,500.00	2,500.00	787.00	2,500.00
1502.0612 4433 REQUIRED PUBLIC NOTICES			0.00	973.74	400.00	400.00	314.47	400.00
1502.0612 4503 RURAL FIRE PROTECTION CONTRACT			1,290.00	0.00	0.00	0.00	0.00	0.00
1502.0612 5100 DUES & MEMBERSHIPS			432.00	0.00	0.00	0.00	0.00	0.00
1502.0612 5111 CONFERENCES, TRAINING, ETC			2,245.68	0.00	0.00	0.00	0.00	0.00
1502.0612 5116 TRAVEL - OUT OF COUNTY			0.00	0.00	1,000.00	1,000.00	0.00	1,000.00
1502.0612 5165 RENT - EQUIPMENT			0.00	0.00	20,000.00	20,000.00	0.00	20,000.00
1502.0612 5185 LICENSES & REGISTRATION			0.00	289.34	250.00	250.00	237.10	250.00
1502.0612 5190 OFFICIAL, DEPUTY, NOTARY BOND			178.00	0.00	0.00	0.00	0.00	0.00
1502.0612 5267 CONTINGENCY			0.00	0.00	1,040,000.00	907,890.00	0.00	1,100,000.00
1502.0612 5399 MISC OTHER SRVCS & CHRGS			109,253.07	1,314.87	1,000.00	3,110.00	2,362.57	2,000.00
1502.0612 5504 RIGHT OF WAY - FENCING EXP			0.00	15.24	5,000.00	6,200.00	6,036.93	5,000.00
1502.0612 5506 BLDNGS/BLDNG IMPS OVR5K			0.00	0.00	5,000.00	5,000.00	0.00	5,000.00
1502.0612 5510 INFRASTRUCTURE - PAVING			276,641.38	228,991.18	200,000.00	289,500.00	289,232.31	250,000.00
1502.0612 5511 INFRASTRUCTURE - BRIDGE			0.00	137,454.52	9,000.00	9,000.00	0.00	9,000.00
1502.0612 5516 FURNITURE & EQUIPMENT			0.00	131,350.00	70,000.00	70,000.00	9,675.00	70,000.00
1502.0612 5517 VEHICLES OVR 5K			31,500.00	170,692.10	50,000.00	50,000.00	47,900.00	50,000.00
1502.0612 5519 INFRASTRUCTURE - PAVING - CONTRACT			0.00	0.00	100,000.00	100,000.00	0.00	100,000.00
0612 R & B #2 EXPENSE TOTALS	910,339.36	1,220,078.82	2,256,010.00	2,256,010.00	946,169.26	2,415,794.00		

1502 ROAD & BRIDGE PCT 2							
0700 TRANSFERS OUT							
1502.0700 7002 TRANSFER TO RIGHT OF WAY FUND	0.00	0.00	1,250.00	1,250.00	0.00	1,250.00	
1502.0700 7016 TRANSFER TO FLOOD GRANT FUND	0.00	4,470.00	0.00	0.00	0.00	0.00	
1502.0700 7032 TRANSFER TO R&B #2 GRANT FUND	0.00	29,177.89	75,000.00	75,000.00	0.00	75,000.00	
0700 TRANSFERS OUT	0.00	33,647.89	76,250.00	76,250.00	0.00	76,250.00	

Revenue Total	941,112.87	1,073,194.60	2,386,258.00	2,386,258.00	1,124,561.89	2,525,822.00	
Expense Total	910,339.36	1,253,726.71	2,332,260.00	2,332,260.00	946,169.26	2,492,044.00	

1502 ROAD & BRIDGE PCT 2	30,773.51	-180,532.11	53,998.00	53,998.00	178,392.63	33,778.00	
-------------------------------------	------------------	--------------------	------------------	------------------	-------------------	------------------	--

FINAL BUDGET
ADOPTED SEPTEMBER 8, 2025

17/38

LEE COUNTY 09/02/2025 09:14:20
VERSION: 2026.01.R.A, 2026.01.E.A

Fund Dept Line Description	2023 Actual	2024 Actual	Original Budget	Amended Budget	2025 Actual	2026 Budget
1503 ROAD & BRIDGE PCT 3						
0310 TAXES						
1503.0310 3000 AD VALOREM - CURRENT	750,689.55	853,555.61	888,198.00	888,198.00	903,436.43	915,622.00
1503.0310 3010 DELINQUENT AD VALOREM TAXES	15,674.72	19,862.38	15,500.00	15,500.00	13,321.74	15,000.00
1503.0310 3060 SALES TAX - COUNTY	24,515.81	32,329.98	24,000.00	24,000.00	29,371.66	32,000.00
0310 TAXES	790,880.08	905,747.97	927,698.00	927,698.00	946,129.83	962,622.00

1503 ROAD & BRIDGE PCT 3						
0321 LCNS, PERMITS, & CERTS - NON BUSINESS						
1503.0321 3143 MOTOR VEHICLE REGISTRATIONS	157,345.98	156,414.92	152,000.00	152,000.00	156,809.74	152,000.00
0321 LCNS, PERMITS, & CERTS - NON BUSINESS	157,345.98	156,414.92	152,000.00	152,000.00	156,809.74	152,000.00

1503 ROAD & BRIDGE PCT 3						
0330 GRANTS & AID / REVN SHARING						
1503.0330 3311 STATE - LATERAL ROAD FUNDING	6,721.50	7,320.35	7,000.00	7,000.00	7,313.35	7,000.00
0330 GRANTS & AID / REVN SHARING	6,721.50	7,320.35	7,000.00	7,000.00	7,313.35	7,000.00

1503 ROAD & BRIDGE PCT 3						
0340 FINES , FEES, COSTS, & FORFEITURES						
1503.0340 3716 COUNTY COURT FEES	71.00	317.69	0.00	0.00	233.25	0.00
1503.0340 3733 ROAD DAMAGES	33,250.00	0.00	0.00	0.00	0.00	0.00
1503.0340 3734 COUNTY COURT FINES	24,709.75	25,291.59	25,000.00	25,000.00	30,024.87	30,000.00
0340 FINES , FEES, COSTS, & FORFEITURES	58,030.75	25,609.28	25,000.00	25,000.00	30,258.12	30,000.00

1503 ROAD & BRIDGE PCT 3						
0390 MISCELLANEOUS INCOME						
1503.0390 3800 INTEREST INCOME	54,046.57	76,804.75	27,000.00	27,000.00	68,360.43	70,000.00
1503.0390 3810 SALE / COMP FOR LOSS OF ASSETS	25,315.75	15,330.06	0.00	0.00	6,753.40	0.00
1503.0390 3813 SALE OF MATERIALS	2,366.60	226.80	0.00	0.00	1,330.00	0.00
1503.0390 3826 REFUNDS / REIMBURSEMENTS	4,001.11	0.00	0.00	0.00	3.63	0.00
1503.0390 3889 MISC INCOME	21,853.29	19,239.73	16,000.00	16,000.00	17,360.67	16,000.00
1503.0390 3999 BUDGETED CARRYOVER (PR YR)	0.00	0.00	1,390,000.00	1,390,000.00	0.00	1,600,000.00
0390 MISCELLANEOUS INCOME	107,583.32	111,601.34	1,433,000.00	1,433,000.00	93,808.13	1,686,000.00

1503 ROAD & BRIDGE PCT 3						
0391 TRANSFERS IN						
1503.0391 3900 TRANSFERS FROM GENERAL FUND	44,899.93	51,197.81	82,620.00	82,620.00	83,304.08	146,325.00
0391 TRANSFERS IN	44,899.93	51,197.81	82,620.00	82,620.00	83,304.08	146,325.00

1503 ROAD & BRIDGE PCT 3						
0613 R & B #3 EXPENSE TOTALS						

POSITION TITLE	COUNT	GRADE	LINE	SALARY
0062 FOREMAN	1		4001	55,707.00
0064 MECHANIC	1		4001	53,706.00
0066 ASSISTANT FOREMAN	1		4001	50,604.00
0069 ROAD HAND	4		4001	190,912.00
0600 PART TIME (TEMP) ROAD HAND	3		4003	20,500.00

1503.0613 4001 FULL-TIME	261,674.05	261,947.38	334,218.00	329,218.00	257,225.90	350,929.00
1503.0613 4003 TEMP / SEASONAL	2,790.00	455.00	500.00	5,500.00	3,150.00	20,500.00
1503.0613 4010 OVERTIME	3,469.17	4,048.40	5,500.00	5,500.00	1,140.95	5,500.00
1503.0613 4020 ANNUAL SALARY ADJUSTMENT	0.00	3,900.00	4,550.00	4,550.00	3,900.00	4,550.00
1503.0613 4096 ACCRUAL PAYROLL ADJUSTMENT	847.93	692.18	0.00	0.00	0.00	0.00
1503.0613 4100 PAYROLL TAXES - CNTY MATCH	21,254.76	20,346.78	26,375.00	26,375.00	19,987.62	29,184.00
1503.0613 4110 WORKERS COMP INSURANCE	4,820.34	6,945.56	9,000.00	9,000.00	5,619.21	9,000.00
1503.0613 4111 UNEMPLOYMENT INSURANCE	623.65	1,299.10	1,000.00	1,000.00	257.23	1,000.00
1503.0613 4116 RETIREMENT - CNTY CONTRI	27,343.79	27,625.29	35,615.00	35,615.00	27,080.95	39,407.00
1503.0613 4120 EMP HEALTH INS - CNTY PAID	75,808.04	69,856.82	88,714.00	88,714.00	66,084.15	94,214.00
1503.0613 4121 RETIREE HEALTH / SUPPLEMENT INS	6,792.14	8,118.00	13,000.00	13,000.00	8,325.38	13,000.00
1503.0613 4123 EMPL DENTAL INS - COUNTY PAID	1,671.96	1,630.44	1,968.00	1,968.00	1,541.76	2,197.00
1503.0613 4126 EMP LIFE INS - CNTY PAID	672.24	725.22	927.00	927.00	722.67	972.00
1503.0613 4202 FURN & EQUIP (NOT CA)	2,573.55	2,939.46	2,500.00	2,500.00	1,664.68	2,500.00
1503.0613 4236 LANDFILL EXPENSES	33,131.69	33,365.05	32,000.00	32,000.00	19,955.06	32,000.00
1503.0613 4238 PARTS, SUPPLIES, & REPAIRS	85,060.03	79,257.22	60,000.00	170,000.00	160,592.03	75,000.00
1503.0613 4241 FUELS / OILS / LUBRICANTS	95,401.03	65,791.24	75,000.00	75,000.00	44,029.20	75,000.00
1503.0613 4243 TIRES / TUBES	19,892.18	20,990.50	15,000.00	17,900.00	16,877.87	20,000.00
1503.0613 4264 PRE-MIX	42,370.40	9,285.80	30,000.00	45,475.00	45,472.95	35,000.00
1503.0613 4270 SIGNS & REFLECTORS	4,413.65	2,466.89	7,000.00	7,000.00	2,695.26	7,000.00
1503.0613 4276 ROAD MAINTENANCE	46,751.56	85,804.21	105,000.00	105,000.00	77,584.74	110,000.00
1503.0613 4278 BULK WATER (ROADS)	2,312.22	2,225.22	2,500.00	2,500.00	1,828.32	2,500.00
1503.0613 4280 CULVERT & PIPE	6,304.24	3,914.66	15,000.00	15,000.00	4,947.06	15,000.00
1503.0613 4300 UTILITIES	3,357.28	3,770.46	4,000.00	4,000.00	3,019.84	4,000.00
1503.0613 4401 TELECOMMUNICATIONS	1,170.32	974.10	2,000.00	2,000.00	812.26	2,000.00
1503.0613 4433 REQUIRED PUBLIC NOTICES	0.00	684.16	800.00	800.00	314.46	800.00
1503.0613 4503 RURAL FIRE PROTECTION CONTRACT	1,290.00	0.00	0.00	0.00	0.00	0.00
1503.0613 4505 INDEPENDENT CNTRCTRS W/INS	2,700.00	0.00	25,000.00	25,000.00	0.00	25,000.00
1503.0613 5100 DUES & MEMBERSHIPS	432.00	0.00	0.00	0.00	0.00	0.00
1503.0613 5111 CONFERENCES, TRAINING, ETC	1,742.47	0.00	0.00	0.00	0.00	0.00
1503.0613 5165 RENT - EQUIPMENT	0.00	0.00	10,000.00	10,000.00	0.00	10,000.00
1503.0613 5185 LICENSES & REGISTRATION	0.00	485.19	700.00	700.00	222.50	700.00
1503.0613 5190 OFFICIAL, DEPUTY, NOTARY BOND	0.00	0.00	180.00	180.00	0.00	200.00
1503.0613 5267 CONTINGENCY	0.00	0.00	920,000.00	664,365.00	0.00	1,150,000.00
1503.0613 5399 MISC OTHER SRVCS & CHRGS	3,627.13	4,145.83	3,000.00	4,225.00	3,572.25	3,000.00
1503.0613 5407 PRINCIPAL - CAPITAL LEASE	20,409.06	0.00	0.00	0.00	0.00	0.00
1503.0613 5426 INTEREST - CAPITAL LEASE	590.94	0.00	0.00	0.00	0.00	0.00
1503.0613 5504 RIGHT OF WAY - FENCING EXP	8,609.05	12,851.98	25,000.00	25,000.00	2,991.00	25,000.00
1503.0613 5506 BLDNGS/BLDNG IMPS OVR5K	0.00	0.00	10,000.00	10,000.00	0.00	10,000.00
1503.0613 5510 INFRASTRUCTURE - PAVING	320,482.30	202,959.48	175,000.00	175,000.00	74,495.50	200,000.00

FINAL BUDGET
ADOPTED SEPTEMBER 8, 2025

18/38

LEE COUNTY 09/02/2025 09:14:20
VERSION: 2026.01.R.A, 2026.01.E.A

Fund Dept Line Description	2023 Actual	2024 Actual	Original Budget	Amended Budget	2025 Actual	2026 Budget
1503 ROAD & BRIDGE PCT 3						
0613 R & B #3 EXPENSE TOTALS						
1503.0613 5511 INFRASTRUCTURE - BRIDGE	0.00	20,785.90	10,000.00	76,835.00	76,834.88	10,000.00
1503.0613 5516 FURNITURE & EQUIPMENT	198,953.00	118,000.00	150,000.00	150,000.00	0.00	150,000.00
1503.0613 5517 VEHICLES OVR 5K	31,900.00	3,750.00	125,000.00	184,200.00	184,134.16	125,000.00
1503.0613 5519 INFRASTRUCTURE - PAVING - CONTRACT	9,216.00	0.00	50,000.00	50,000.00	0.00	50,000.00
0613 R & B #3 EXPENSE TOTALS	1,350,458.17	1,082,037.52	2,376,047.00	2,376,047.00	1,117,079.84	2,710,153.00
1503 ROAD & BRIDGE PCT 3						
0700 TRANSFERS OUT						
1503.0700 7002 TRANSFER TO RIGHT OF WAY FUND	0.00	0.00	1,250.00	1,250.00	0.00	1,250.00
1503.0700 7016 TRANSFER TO FLOOD GRANT FUND	0.00	4,470.00	0.00	0.00	0.00	0.00
1503.0700 7033 TRANSFER TO R&B #3 GRANT FUND	0.00	0.00	200,000.00	200,000.00	0.00	200,000.00
0700 TRANSFERS OUT	0.00	4,470.00	201,250.00	201,250.00	0.00	201,250.00
Revenue Total	1,165,461.56	1,257,891.67	2,627,318.00	2,627,318.00	1,317,623.25	2,983,947.00
Expense Total	1,350,458.17	1,086,507.52	2,577,297.00	2,577,297.00	1,117,079.84	2,911,403.00

1503 ROAD & BRIDGE PCT 3	-184,996.61	171,384.15	50,021.00	50,021.00	200,543.41	72,544.00
-------------------------------------	--------------------	-------------------	------------------	------------------	-------------------	------------------

1504 ROAD & BRIDGE PCT 4						
0310 TAXES						
1504.0310 3000 AD VALOREM - CURRENT	605,394.79	688,351.29	716,289.00	716,289.00	728,577.74	793,539.00
1504.0310 3010 DELIQUENT AD VALOREM TAXES	12,640.92	16,018.03	12,500.00	12,500.00	10,743.27	13,000.00
1504.0310 3060 SALES TAX - COUNTY	24,515.81	32,329.98	24,000.00	24,000.00	29,371.66	32,000.00
0310 TAXES	642,551.52	736,699.30	752,789.00	752,789.00	768,692.67	838,539.00

1504 ROAD & BRIDGE PCT 4						
0320 LCNS, PERMITS, & CERTS - BUSINESS						
1504.0320 3118 ROAD ENTRANCE PERMIT / FEES	0.00	0.00	2,000.00	2,000.00	0.00	0.00
0320 LCNS, PERMITS, & CERTS - BUSINESS	0.00	0.00	2,000.00	2,000.00	0.00	0.00

1504 ROAD & BRIDGE PCT 4						
0321 LCNS, PERMITS, & CERTS - NON BUSINESS						
1504.0321 3143 MOTOR VEHICLE REGISTRATIONS	157,345.38	156,415.56	152,000.00	152,000.00	156,809.77	152,000.00
0321 LCNS, PERMITS, & CERTS - NON BUSINESS	157,345.38	156,415.56	152,000.00	152,000.00	156,809.77	152,000.00

1504 ROAD & BRIDGE PCT 4						
0330 GRANTS & AID / REVN SHARING						
1504.0330 3252 FEDERAL - COMMUNITY DEV BLOCK GRANT	0.00	0.00	0.00	0.00	1,750.00	0.00
1504.0330 3311 STATE - LATERAL ROAD FUNDING	5,420.58	5,903.50	5,000.00	5,000.00	5,897.86	5,000.00
0330 GRANTS & AID / REVN SHARING	5,420.58	5,903.50	5,000.00	5,000.00	7,647.86	5,000.00

1504 ROAD & BRIDGE PCT 4						
0340 FINES , FEES, COSTS, & FORFEITURES						
1504.0340 3716 COUNTY COURT FEES	71.00	317.69	0.00	0.00	233.25	0.00
1504.0340 3734 COUNTY COURT FINES	24,709.73	25,291.59	25,000.00	25,000.00	30,024.87	30,000.00
0340 FINES , FEES, COSTS, & FORFEITURES	24,780.73	25,609.28	25,000.00	25,000.00	30,258.12	30,000.00

1504 ROAD & BRIDGE PCT 4						
0390 MISCELLANEOUS INCOME						
1504.0390 3800 INTEREST INCOME	39,723.79	59,594.95	26,000.00	26,000.00	67,655.15	70,000.00
1504.0390 3810 SALE / COMP FOR LOSS OF ASSETS	22.28	15,697.50	0.00	0.00	3,898.13	0.00
1504.0390 3813 SALE OF MATERIALS	2,378.40	1,098.80	0.00	0.00	2,832.75	0.00
1504.0390 3826 REFUNDS / REIMBURSEMENTS	1,166.01	9.40	0.00	0.00	3.63	0.00
1504.0390 3841 RENT & ROYALTIES	7,670.14	21,331.71	7,000.00	7,000.00	19,705.06	7,000.00
1504.0390 3889 MISC INCOME	20,073.21	18,309.74	15,000.00	15,000.00	16,550.67	15,000.00
1504.0390 3999 BUDGETED CARRYOVER (PR YR)	0.00	0.00	1,150,000.00	1,150,000.00	0.00	1,700,000.00
0390 MISCELLANEOUS INCOME	71,033.83	116,042.10	1,198,000.00	1,198,000.00	110,645.39	1,792,000.00

1504 ROAD & BRIDGE PCT 4						
0391 TRANSFERS IN						
1504.0391 3900 TRANSFERS FROM GENERAL FUND	44,899.92	51,197.82	82,620.00	82,620.00	83,304.07	146,325.00
0391 TRANSFERS IN	44,899.92	51,197.82	82,620.00	82,620.00	83,304.07	146,325.00

1504 ROAD & BRIDGE PCT 4
0614 R & B #4 EXPENSE TOTALS

POSITION TITLE	COUNT	GRADE	LINE	SALARY
0062 FOREMAN	1		4001	55,707.00
0064 MECHANIC	1		4001	53,706.00
0066 ASSISTANT FOREMAN	1		4001	50,604.00
0069 ROAD HAND	3		4001	143,184.00
1504.0614 4001 FULL-TIME				
1504.0614 4010 OVERTIME				1,920.42
1504.0614 4020 ANNUAL SALARY ADJUSTMENT				0.00
1504.0614 4090 GENERAL CONTRACT LABOR				460.00
1504.0614 4096 ACCRUAL PAYROLL ADJUSTMENT				762.07
1504.0614 4100 PAYROLL TAXES - CNTY MATCH				18,006.67
1504.0614 4110 WORKERS COMP INSURANCE				4,164.27
1504.0614 4111 UNEMPLOYMENT INSURANCE				548.88
1504.0614 4116 RETIREMENT - CNTY CONTRI				23,262.20
1504.0614 4120 EMP HEALTH INS - CNTY PAID				62,363.78
1504.0614 4121 RETIREE HEALTH / SUPPLEMENT INS				10,008.76
1504.0614 4123 EMPL DENTAL INS - COUNTY PAID				1,393.30
1504.0614 4126 EMP LIFE INS - CNTY PAID				580.56
1504.0614 4201 OFFICE SUPPLIES				52.59
1504.0614 4202 FURN & EQUIP (NOT CA)				1,673.72
223,648.15				
186,753.52				
288,763.00				
288,763.00				
206,719.25				
303,201.00				
2,000.00				
3,900.00				
0.00				
0.00				
0.00				
15,390.09				
23,647.00				
8,000.00				
1,000.00				
30,439.00				
30,439.00				
21,755.10				
85,762.00				
12,000.00				
1,168.00				
1,883.00				
840.00				
0.00				
0.00				
1,217.36				
3,000.00				

FINAL BUDGET
ADOPTED SEPTEMBER 8, 2025

19/38

LEE COUNTY

09/02/2025 09:14:20

VERSION: 2026.01.R.A, 2026.01.E.A

Fund Dept Line Description	2023 Actual	2024 Actual	Original Budget	Amended Budget	2025 Actual	2026 Budget
1504 ROAD & BRIDGE PCT 4						
0614 R & B #4 EXPENSE TOTALS						
1504.0614 4236 LANDFILL EXPENSES	11,924.03	13,389.87	10,500.00	15,165.00	14,297.26	10,500.00
1504.0614 4238 PARTS, SUPPLIES, & REPAIRS	116,592.50	56,495.21	100,000.00	100,000.00	71,660.21	100,000.00
1504.0614 4241 FUELS / OILS / LUBRICANTS	97,081.06	59,380.28	75,000.00	75,000.00	41,807.77	75,000.00
1504.0614 4243 TIRES / TUBES	9,247.80	6,903.10	10,000.00	10,000.00	8,494.84	10,000.00
1504.0614 4264 PRE-MIX	36,066.40	9,161.96	25,000.00	25,000.00	3,755.00	25,000.00
1504.0614 4270 SIGNS & REFLECTORS	7,893.98	1,056.34	10,000.00	10,000.00	5,264.83	10,000.00
1504.0614 4276 ROAD MAINTENANCE	52,979.72	17,562.54	75,000.00	75,000.00	40,104.55	75,000.00
1504.0614 4278 BULK WATER (ROADS)	0.00	0.00	500.00	500.00	0.00	500.00
1504.0614 4280 CULVERT & PIPE	1,861.90	6,304.63	10,000.00	10,000.00	0.00	10,000.00
1504.0614 4300 UTILITIES	4,143.05	4,153.12	3,500.00	4,200.00	3,547.74	3,500.00
1504.0614 4401 TELECOMMUNICATIONS	1,461.03	1,419.40	2,500.00	2,500.00	1,009.16	2,500.00
1504.0614 4433 REQUIRED PUBLIC NOTICES	0.00	514.20	1,000.00	1,000.00	314.44	1,000.00
1504.0614 4503 RURAL FIRE PROTECTION CONTRACT	1,290.00	0.00	0.00	0.00	0.00	0.00
1504.0614 5100 DUES & MEMBERSHIPS	432.00	0.00	0.00	0.00	0.00	0.00
1504.0614 5111 CONFERENCES, TRAINING, ETC	280.77	0.00	0.00	0.00	0.00	0.00
1504.0614 5185 LICENSES & REGISTRATION	0.00	310.33	450.00	450.00	299.00	450.00
1504.0614 5190 OFFICIAL, DEPUTY, NOTARY BOND	178.00	0.00	0.00	0.00	0.00	0.00
1504.0614 5267 CONTINGENCY	0.00	0.00	880,000.00	855,344.00	0.00	1,550,000.00
1504.0614 5399 MISC OTHER SRVCS & CHRGS	6,065.00	1,243.93	4,550.00	6,440.00	6,438.15	4,550.00
1504.0614 5504 RIGHT OF WAY - FENCING EXP	18,425.88	12,446.00	20,000.00	20,000.00	0.00	20,000.00
1504.0614 5510 INFRASTRUCTURE - PAVING	222,724.77	204,954.04	200,000.00	200,000.00	97,935.40	200,000.00
1504.0614 5511 INFRASTRUCTURE - BRIDGE	0.00	1,008.48	1,000.00	18,401.00	18,380.08	1,000.00
1504.0614 5516 FURNITURE & EQUIPMENT	105,000.00	0.00	100,000.00	100,000.00	0.00	100,000.00
1504.0614 5517 VEHICLES OVR SK	0.00	3,750.00	100,000.00	100,000.00	72,773.00	100,000.00
0614 R & B #4 EXPENSE TOTALS	1,042,493.26	693,733.15	2,082,076.00	2,082,076.00	704,932.24	2,776,164.00

1504 ROAD & BRIDGE PCT 4						
0700 TRANSFERS OUT						
1504.0700 7002 TRANSFER TO RIGHT OF WAY FUND	0.00	0.00	1,250.00	1,250.00	0.00	1,250.00
1504.0700 7034 TRANSFER TO R&B #4 GRANT FUND	0.00	4,500.00	100,000.00	100,000.00	0.00	100,000.00
0700 TRANSFERS OUT	0.00	4,500.00	101,250.00	101,250.00	0.00	101,250.00
Revenue Total	946,031.96	1,091,867.56	2,217,409.00	2,217,409.00	1,157,357.88	2,963,864.00
Expense Total	1,042,493.26	698,233.15	2,183,326.00	2,183,326.00	704,932.24	2,877,414.00
1504 ROAD & BRIDGE PCT 4	-96,461.30	393,634.41	34,083.00	34,083.00	452,425.64	86,450.00

1511 R&B PRECINCT #1 GRANT FUND						
0330 GRANTS & AID / REVN SHARING						
1511.0330 3252 FEDERAL - COMMUNITY DEV BLOCK GRANT	0.00	114,723.50	0.00	0.00	0.00	0.00
0330 GRANTS & AID / REVN SHARING	0.00	114,723.50	0.00	0.00	0.00	0.00

1511 R&B PRECINCT #1 GRANT FUND						
0390 MISCELLANEOUS INCOME						
1511.0390 3999 BUDGETED CARRYOVER (PR YR)	0.00	0.00	112,974.00	112,974.00	0.00	112,974.00
0390 MISCELLANEOUS INCOME	0.00	0.00	112,974.00	112,974.00	0.00	112,974.00

1511 R&B PRECINCT #1 GRANT FUND						
0391 TRANSFERS IN						
1511.0391 3901 TRANSFERS FROM R&B 1	0.00	4,500.00	0.00	0.00	0.00	0.00
0391 TRANSFERS IN	0.00	4,500.00	0.00	0.00	0.00	0.00

1511 R&B PRECINCT #1 GRANT FUND						
0611 R & B #1 EXPENSE TOTALS						
1511.0611 4228 GRANT ADMINISTRATION EXPENSES	0.00	0.00	4,000.00	4,000.00	0.00	4,000.00
1511.0611 4239 GRANT EXPENSES	0.00	6,250.00	4,000.00	4,000.00	0.00	4,000.00
1511.0611 5510 INFRASTRUCTURE - PAVING	0.00	0.00	4,000.00	4,000.00	0.00	4,000.00
1511.0611 5511 INFRASTRUCTURE - BRIDGE	0.00	0.00	4,000.00	4,000.00	0.00	4,000.00
1511.0611 5519 INFRASTRUCTURE - PAVING - CONTRACT	0.00	0.00	4,000.00	4,000.00	0.00	4,000.00
0611 R & B #1 EXPENSE TOTALS	0.00	6,250.00	20,000.00	20,000.00	0.00	20,000.00

1511 R&B PRECINCT #1 GRANT FUND						
0700 TRANSFERS OUT						
1511.0700 7021 TRANSFER TO R&B PCT 1 FUND	0.00	0.00	92,974.00	92,974.00	0.00	92,974.00
0700 TRANSFERS OUT	0.00	0.00	92,974.00	92,974.00	0.00	92,974.00
Revenue Total	0.00	119,223.50	112,974.00	112,974.00	0.00	112,974.00
Expense Total	0.00	6,250.00	112,974.00	112,974.00	0.00	112,974.00
1511 R&B PRECINCT #1 GRANT FUND	0.00	112,973.50	0.00	0.00	0.00	0.00

1512 R&B PRECINCT #2 GRANT FUND						
0330 GRANTS & AID / REVN SHARING						
1512.0330 3250 FEDERAL - FEMA DISASTER	0.00	118,500.00	0.00	0.00	0.00	0.00
1512.0330 3252 FEDERAL - COMMUNITY DEV BLOCK GRANT	3,475.15	15,751.88	0.00	0.00	837.12	0.00
0330 GRANTS & AID / REVN SHARING	3,475.15	134,251.88	0.00	0.00	837.12	0.00

1512 R&B PRECINCT #2 GRANT FUND						
0390 MISCELLANEOUS INCOME						
1512.0390 3999 BUDGETED CARRYOVER (PR YR)	0.00	0.00	125,000.00	125,000.00	0.00	125,000.00
0390 MISCELLANEOUS INCOME	0.00	0.00	125,000.00	125,000.00	0.00	125,000.00

1512 R&B PRECINCT #2 GRANT FUND						
0391 TRANSFERS IN						
1512.0391 3902 TRANSFERS FROM R&B 2	0.00	29,177.89	75,000.00	75,000.00	0.00	75,000.00
0391 TRANSFERS IN	0.00	29,177.89	75,000.00	75,000.00	0.00	75,000.00

FINAL BUDGET
ADOPTED SEPTEMBER 8, 2025

20/38

LEE COUNTY

09/02/2025 09:14:20

VERSION: 2026.01.R.A, 2026.01.E.A

Fund Dept Line Description	2023 Actual	2024 Actual	Original Budget	Amended Budget	2025 Actual	2026 Budget
1512 R&B PRECINCT #2 GRANT FUND						
0612 R & B #2 EXPENSE TOTALS						
1512.0612 4228 GRANT ADMINISTRATION EXPENSES	0.00	0.00	40,000.00	40,000.00	0.00	40,000.00
1512.0612 4239 GRANT EXPENSES	0.00	4,000.00	40,000.00	40,000.00	0.00	40,000.00
1512.0612 5510 INFRASTRUCTURE - PAVING	0.00	0.00	40,000.00	40,000.00	0.00	40,000.00
1512.0612 5511 INFRASTRUCTURE - BRIDGE	0.00	33,677.89	40,000.00	40,000.00	837.12	40,000.00
1512.0612 5519 INFRASTRUCTURE - PAVING - CONTRACT	0.00	0.00	40,000.00	40,000.00	0.00	40,000.00
0612 R & B #2 EXPENSE TOTALS	0.00	37,677.89	200,000.00	200,000.00	837.12	200,000.00
Revenue Total	3,475.15	163,429.77	200,000.00	200,000.00	837.12	200,000.00
Expense Total	0.00	37,677.89	200,000.00	200,000.00	837.12	200,000.00
1512 R&B PRECINCT #2 GRANT FUND	3,475.15	125,751.88	0.00	0.00	0.00	0.00
1513 R&B PRECINCT #3 GRANT FUND						
0391 TRANSFERS IN						
1513.0391 3903 TRANSFERS FROM R&B 3	0.00	0.00	200,000.00	200,000.00	0.00	200,000.00
0391 TRANSFERS IN	0.00	0.00	200,000.00	200,000.00	0.00	200,000.00
1513 R&B PRECINCT #3 GRANT FUND						
0613 R & B #3 EXPENSE TOTALS						
1513.0613 4228 GRANT ADMINISTRATION EXPENSES	0.00	0.00	40,000.00	40,000.00	0.00	40,000.00
1513.0613 4239 GRANT EXPENSES	0.00	0.00	40,000.00	40,000.00	0.00	40,000.00
1513.0613 5510 INFRASTRUCTURE - PAVING	0.00	0.00	40,000.00	40,000.00	0.00	40,000.00
1513.0613 5511 INFRASTRUCTURE - BRIDGE	0.00	0.00	40,000.00	40,000.00	0.00	40,000.00
1513.0613 5519 INFRASTRUCTURE - PAVING - CONTRACT	0.00	0.00	40,000.00	40,000.00	0.00	40,000.00
0613 R & B #3 EXPENSE TOTALS	0.00	0.00	200,000.00	200,000.00	0.00	200,000.00
Revenue Total	0.00	0.00	200,000.00	200,000.00	0.00	200,000.00
Expense Total	0.00	0.00	200,000.00	200,000.00	0.00	200,000.00
1513 R&B PRECINCT #3 GRANT FUND	0.00	0.00	0.00	0.00	0.00	0.00
1514 R&B PRECINCT #4 GRANT FUND						
0330 GRANTS & AID / REVN SHARING						
1514.0330 3252 FEDERAL - COMMUNITY DEV BLOCK GRANT	0.00	123,223.50	0.00	0.00	0.00	0.00
0330 GRANTS & AID / REVN SHARING	0.00	123,223.50	0.00	0.00	0.00	0.00
1514 R&B PRECINCT #4 GRANT FUND						
0390 MISCELLANEOUS INCOME						
1514.0390 3999 BUDGETED CARRYOVER (PR YR)	0.00	0.00	121,000.00	121,000.00	0.00	121,000.00
0390 MISCELLANEOUS INCOME	0.00	0.00	121,000.00	121,000.00	0.00	121,000.00
1514 R&B PRECINCT #4 GRANT FUND						
0391 TRANSFERS IN						
1514.0391 3904 TRANSFERS FROM R&B 4	0.00	4,500.00	100,000.00	100,000.00	0.00	100,000.00
0391 TRANSFERS IN	0.00	4,500.00	100,000.00	100,000.00	0.00	100,000.00
1514 R&B PRECINCT #4 GRANT FUND						
0614 R & B #4 EXPENSE TOTALS						
1514.0614 4228 GRANT ADMINISTRATION EXPENSES	0.00	0.00	44,200.00	44,200.00	0.00	44,200.00
1514.0614 4239 GRANT EXPENSES	0.00	6,250.00	44,200.00	44,200.00	0.00	44,200.00
1514.0614 5510 INFRASTRUCTURE - PAVING	0.00	0.00	44,200.00	44,200.00	0.00	44,200.00
1514.0614 5511 INFRASTRUCTURE - BRIDGE	0.00	0.00	44,200.00	44,200.00	0.00	44,200.00
1514.0614 5519 INFRASTRUCTURE - PAVING - CONTRACT	0.00	0.00	44,200.00	44,200.00	0.00	44,200.00
0614 R & B #4 EXPENSE TOTALS	0.00	6,250.00	221,000.00	221,000.00	0.00	221,000.00
Revenue Total	0.00	127,723.50	221,000.00	221,000.00	0.00	221,000.00
Expense Total	0.00	6,250.00	221,000.00	221,000.00	0.00	221,000.00
1514 R&B PRECINCT #4 GRANT FUND	0.00	121,473.50	0.00	0.00	0.00	0.00
1700 INDIGENT CARE						
0390 MISCELLANEOUS INCOME						
1700.0390 3805 TOBACCO SETTLEMENT PROCEES	13,406.08	18,557.49	17,000.00	17,000.00	23,871.28	20,000.00
1700.0390 3826 REFUNDS / REIMBURSEMENTS	915.00	634.00	0.00	0.00	250.00	0.00
1700.0390 3999 BUDGETED CARRYOVER (PR YR)	0.00	0.00	200,000.00	200,000.00	0.00	200,000.00
0390 MISCELLANEOUS INCOME	14,321.08	19,191.49	217,000.00	217,000.00	24,121.28	220,000.00
1700 INDIGENT CARE						
0391 TRANSFERS IN						
1700.0391 3900 TRANSFERS FROM GENERAL FUND	220,000.00	220,000.00	220,000.00	220,000.00	0.00	220,000.00
0391 TRANSFERS IN	220,000.00	220,000.00	220,000.00	220,000.00	0.00	220,000.00
1700 INDIGENT CARE						
0635 INDIGENT CARE						
POSITION TITLE						
0003 IHC COORDINATOR	COUNT	GRADE	LINE	SALARY		
0501 PART TIME CLERK	1		4001	53,918.00		
	1		4002	23,257.00		
1700.0635 4001 FULL-TIME	41,421.01	41,247.61	51,350.00	51,350.00	46,951.74	53,918.00
1700.0635 4002 PART-TIME	9,936.00	19,460.79	22,149.00	22,149.00	19,411.92	23,257.00
1700.0635 4010 OVERTIME	1,800.04	1,456.24	2,000.00	2,000.00	1,332.22	2,000.00
1700.0635 4020 ANNUAL SALARY ADJUSTMENT	0.00	975.00	975.00	975.00	975.00	975.00
1700.0635 4096 ACCRUAL PAYROLL ADJUSTMENT	170.38	10.58	0.00	0.00	0.00	0.00
1700.0635 4100 PAYROLL TAXES - CNTY MATCH	3,980.83	4,745.88	5,851.00	5,851.00	5,157.90	6,132.00
1700.0635 4116 RETIREMENT - CNTY CONTRI	5,491.12	6,522.34	7,900.00	7,900.00	7,093.70	8,280.00
1700.0635 4120 EMP HEALTH INS - CNTY PAID	11,687.84	11,387.04	11,811.00	11,811.00	10,772.08	12,543.00

FINAL BUDGET
ADOPTED SEPTEMBER 8, 2025

21/38

LEE COUNTY

09/02/2025 09:14:20

VERSION: 2026.01.R.A, 2026.01.E.A

Fund Dept Line Description	2023 Actual	2024 Actual	Original Budget	Amended Budget	2025 Actual	2026 Budget
1700 INDIGENT CARE						
0635 INDIGENT CARE						
1700.0635 4123 EMPL DENTAL INS - COUNTY PAID	278.66	271.74	282.00	282.00	256.96	314.00
1700.0635 4126 EMP LIFE INS - CNTY PAID	108.00	113.85	141.00	141.00	130.95	149.00
1700.0635 4201 OFFICE SUPPLIES	562.88	1,202.36	1,000.00	1,000.00	121.85	1,000.00
1700.0635 4202 FURN & EQUIP (NOT CA)	170.80	47.94	1,350.00	1,350.00	59.00	1,350.00
1700.0635 4500 SERVICE AGREEMENTS	14,572.00	19,724.50	23,500.00	23,500.00	17,917.50	23,500.00
1700.0635 5100 DUES & MEMBERSHIPS	200.00	200.00	300.00	300.00	200.00	300.00
1700.0635 5111 CONFERENCES, TRAINING, ETC	1,380.67	0.00	3,200.00	3,200.00	723.42	3,200.00
1700.0635 5399 MISC OTHER SRVCS & CHRGS	300.24	410.45	400.00	400.00	0.00	400.00
1700.0635 5516 FURNITURE & EQUIPMENT	1,166.58	0.00	0.00	0.00	0.00	0.00
0635 INDIGENT CARE	93,227.05	107,776.32	132,209.00	132,209.00	111,104.24	137,318.00
1700 INDIGENT CARE						
0636 INDIGENT MEDICAL COST						
1700.0636 4215 OPTIONAL DURABLE MEDICAL EQUIP	0.00	1,381.29	2,500.00	2,500.00	226.43	2,500.00
1700.0636 4652 PHYSICIAN - NON-ER	5,114.09	4,486.20	20,500.00	20,500.00	8,559.58	20,500.00
1700.0636 4654 PRESCRIPTIONS	47,002.40	86,914.55	100,000.00	100,000.00	31,309.42	100,000.00
1700.0636 4655 HOSPITAL - IN PATIENT	51,499.75	12,810.49	80,000.00	80,000.00	53,335.64	80,000.00
1700.0636 4656 HOSPITAL - OUT PATIENT	27,622.65	15,481.82	48,000.00	48,000.00	3,201.85	48,000.00
1700.0636 4659 LAB, XRAY - ER	1,063.05	809.93	9,000.00	9,000.00	878.19	9,000.00
1700.0636 4661 RURAL HEALTH CLINIC EXP	0.00	0.00	400.00	400.00	0.00	400.00
1700.0636 4669 OTHER NEC MEDICAL EXP	0.00	0.00	2,000.00	2,000.00	76.00	2,000.00
1700.0636 4670 OPTIONAL CRNA SERVICES	480.98	201.74	5,000.00	5,000.00	330.63	5,000.00
1700.0636 4671 OPTIONAL PHYSICAL THERAPY	3,588.57	1,626.17	8,000.00	8,000.00	143.19	8,000.00
1700.0636 4672 OPTIONAL AMBLTRY / SURGERY	0.00	0.00	5,000.00	5,000.00	0.00	5,000.00
1700.0636 4673 OPTIONAL DIABETIC SPPLYS / SRVCS	3,799.31	4,191.41	6,000.00	6,000.00	2,095.72	6,000.00
1700.0636 4675 OPT COBRA INS PREM / COPAYS	509.05	0.00	3,500.00	3,500.00	0.00	3,500.00
0636 INDIGENT MEDICAL COST	140,679.85	127,903.60	289,900.00	289,900.00	100,156.65	289,900.00
Revenue Total						
Expense Total	234,321.08	239,191.49	437,000.00	437,000.00	24,121.28	440,000.00
Revenue Total	234,321.08	239,191.49	437,000.00	437,000.00	24,121.28	440,000.00
Expense Total	233,906.90	235,679.92	422,109.00	422,109.00	211,260.89	427,218.00
1700 INDIGENT CARE	414.18	3,511.57	14,891.00	14,891.00	-187,139.61	12,782.00
1800 COUNTY LAW LIBRARY						
0340 FINES , FEES, COSTS, & FORFEITURES						
1800.0340 3731 LAW LIBRARY FEES DST CRT FEE	9,573.00	7,948.90	7,000.00	7,000.00	6,481.90	6,000.00
1800.0340 3732 LAW LIBRARY FEES CO CLERK FEE	2,940.00	2,590.00	2,000.00	2,000.00	2,625.00	2,000.00
0340 FINES , FEES, COSTS, & FORFEITURES	12,513.00	10,538.90	9,000.00	9,000.00	9,106.90	8,000.00
1800 COUNTY LAW LIBRARY						
0390 MISCELLANEOUS INCOME						
1800.0390 3800 INTEREST INCOME	812.56	1,509.94	500.00	500.00	1,577.02	1,500.00
1800.0390 3999 BUDGETED CARRYOVER (PR YR)	0.00	0.00	40,000.00	40,000.00	0.00	50,000.00
0390 MISCELLANEOUS INCOME	812.56	1,509.94	40,500.00	40,500.00	1,577.02	51,500.00
1800 COUNTY LAW LIBRARY						
0480 COUNTY LAW LIBRARY						
1800.0480 4202 FURN & EQUIP (NOT CA)	0.00	0.00	1,000.00	1,000.00	0.00	1,000.00
1800.0480 4205 LEGAL BOOKS & SUBSCRIPTIONS	1,650.00	3,548.00	20,000.00	20,000.00	1,607.00	30,000.00
1800.0480 5399 MISC OTHER SRVCS & CHRGS	0.00	0.00	25,000.00	25,000.00	0.00	20,000.00
0480 COUNTY LAW LIBRARY	1,650.00	3,548.00	46,000.00	46,000.00	1,607.00	51,000.00
Revenue Total						
Expense Total	13,325.56	12,048.84	49,500.00	49,500.00	10,683.92	59,500.00
Revenue Total	13,325.56	12,048.84	49,500.00	49,500.00	10,683.92	59,500.00
Expense Total	1,650.00	3,548.00	46,000.00	46,000.00	1,607.00	51,000.00
1800 COUNTY LAW LIBRARY	11,675.56	8,500.84	3,500.00	3,500.00	9,076.92	8,500.00
1900 RECYCLING						
0390 MISCELLANEOUS INCOME						
1900.0390 3813 SALE OF MATERIALS	2,015.25	1,964.45	1,000.00	1,000.00	2,663.30	1,000.00
1900.0390 3889 MISC INCOME	14,025.67	0.00	0.00	0.00	16,383.85	0.00
1900.0390 3999 BUDGETED CARRYOVER (PR YR)	0.00	0.00	15,000.00	15,000.00	0.00	70,000.00
0390 MISCELLANEOUS INCOME	16,040.92	1,964.45	16,000.00	16,000.00	19,047.15	71,000.00
1900 RECYCLING						
0391 TRANSFERS IN						
1900.0391 3900 TRANSFERS FROM GENERAL FUND	60,000.00	60,000.00	110,000.00	110,000.00	0.00	60,000.00
0391 TRANSFERS IN	60,000.00	60,000.00	110,000.00	110,000.00	0.00	60,000.00
1900 RECYCLING						
0596 RECYCLING						
POSITION TITLE						
0501 PART TIME RECYCLING	COUNT	GRADE	LINE	SALARY		
0600 TEMP / SEASONAL	2		4002	20,127.00		
			4003	13,193.00		
1900.0596 4002 PART-TIME						
1900.0596 4003 TEMP / SEASONAL	0.00	0.00	12,565.00	12,565.00	0.00	13,193.00
1900.0596 4020 ANNUAL SALARY ADJUSTMENT	0.00	325.00	650.00	650.00	325.00	650.00
1900.0596 4096 ACCRUAL PAYROLL ADJUSTMENT	2.25	80.38	0.00	0.00	0.00	0.00
1900.0596 4100 PAYROLL TAXES - CNTY MATCH	1,375.43	1,378.24	2,478.00	2,478.00	1,174.75	2,599.00
1900.0596 4116 RETIREMENT - CNTY CONTRI	1,857.29	1,861.06	3,346.00	3,346.00	1,586.28	3,510.00
1900.0596 4202 FURN & EQUIP (NOT CA)	245.13	0.00	0.00	0.00	0.00	0.00
1900.0596 4229 HOUSEHOLD/HZRD RECYCLING EXP	18,112.33	5,452.02	60,000.00	60,000.00	18,864.51	60,000.00
1900.0596 4238 PARTS, SUPPLIES, & REPAIRS	4,444.03	2,269.50	12,500.00	12,500.00	2,282.40	12,500.00
1900.0596 4241 FUELS / OILS / LUBRICANTS	804.29	682.68	1,500.00	1,500.00	509.70	1,500.00
1900.0596 4412 MAILERS	0.00	1,674.32	2,000.00	2,000.00	994.82	2,000.00

FINAL BUDGET
ADOPTED SEPTEMBER 8, 2025

22/38

VERSION: 2026.01.R.A, 2026.01.E.A		LEE COUNTY		09/02/2025 09:14:20			
		2023	2024	Original	Amended	2025	2026
Fund Dept Line Description	Actual	Actual	Budget	Budget	Actual	Budget	
1900 RECYCLING							
0596 RECYCLING							
1900.0596 5111 CONFERENCES, TRANING, ETC	0.00	0.00	500.00	500.00	0.00	500.00	
1900.0596 5399 MISC OTHER SRVCS & CHRGS	231.82	1,204.06	2,000.00	2,000.00	16.71	2,000.00	
0596 RECYCLING	45,051.98	32,618.43	116,708.00	116,708.00	40,785.39	118,579.00	
Revenue Total	76,040.92	61,964.45	126,000.00	126,000.00	19,047.15	131,000.00	
Expense Total	45,051.98	32,618.43	116,708.00	116,708.00	40,785.39	118,579.00	
1900 RECYCLING	30,988.94	29,346.02	9,292.00	9,292.00	-21,738.24	12,421.00	
2000 COURT APPOINTED ATTORNEY							
0390 MISCELLANEOUS INCOME							
2000.0390 3800 INTEREST INCOME	6,823.88	9,059.19	5,000.00	5,000.00	6,889.44	5,000.00	
2000.0390 3829 REIMB - CRT APPT ATTRNY	17,673.13	21,504.91	15,000.00	15,000.00	20,838.61	15,000.00	
2000.0390 3999 BUDGETED CARRYOVER (PR YR)	0.00	0.00	190,000.00	190,000.00	0.00	195,000.00	
0390 MISCELLANEOUS INCOME	24,497.01	30,564.10	210,000.00	210,000.00	27,728.05	215,000.00	
2000 COURT APPOINTED ATTORNEY							
0460 COURT APPOINTED ATTORNEY							
2000.0460 5204 ATTRNY FEES - CRT APPNTD	48,779.85	67,569.19	190,000.00	190,000.00	27,900.00	195,000.00	
0460 COURT APPOINTED ATTORNEY	48,779.85	67,569.19	190,000.00	190,000.00	27,900.00	195,000.00	
Revenue Total	24,497.01	30,564.10	210,000.00	210,000.00	27,728.05	215,000.00	
Expense Total	48,779.85	67,569.19	190,000.00	190,000.00	27,900.00	195,000.00	
2000 COURT APPOINTED ATTORNEY	-24,282.84	-37,005.09	20,000.00	20,000.00	-171.95	20,000.00	
2100 RIGHT OF WAY							
0390 MISCELLANEOUS INCOME							
2100.0390 3800 INTEREST INCOME	886.63	1,359.11	400.00	400.00	1,182.74	1,000.00	
2100.0390 3999 BUDGETED CARRYOVER (PR YR)	0.00	0.00	34,000.00	34,000.00	0.00	35,500.00	
0390 MISCELLANEOUS INCOME	886.63	1,359.11	34,400.00	34,400.00	1,182.74	36,500.00	
2100 RIGHT OF WAY							
0391 TRANSFERS IN							
2100.0391 3901 TRANSFERS FROM R&B 1	0.00	0.00	1,250.00	1,250.00	0.00	1,250.00	
2100.0391 3902 TRANSFERS FROM R&B 2	0.00	0.00	1,250.00	1,250.00	0.00	1,250.00	
2100.0391 3903 TRANSFERS FROM R&B 3	0.00	0.00	1,250.00	1,250.00	0.00	1,250.00	
2100.0391 3904 TRANSFERS FROM R&B 4	0.00	0.00	1,250.00	1,250.00	0.00	1,250.00	
0391 TRANSFERS IN	0.00	0.00	5,000.00	5,000.00	0.00	5,000.00	
2100 RIGHT OF WAY							
0620 R.O.W. ROAD							
2100.0620 5503 LAND OVR 5K	0.00	0.00	38,000.00	38,000.00	0.00	38,500.00	
0620 R.O.W. ROAD	0.00	0.00	38,000.00	38,000.00	0.00	38,500.00	
Revenue Total	886.63	1,359.11	39,400.00	39,400.00	1,182.74	41,500.00	
Expense Total	0.00	0.00	38,000.00	38,000.00	0.00	38,500.00	
2100 RIGHT OF WAY	886.63	1,359.11	1,400.00	1,400.00	1,182.74	3,000.00	
2200 LEE CO.HISTORICAL COMM.							
0390 MISCELLANEOUS INCOME							
2200.0390 3800 INTEREST INCOME	657.56	1,272.55	300.00	300.00	1,166.93	300.00	
2200.0390 3812 SALE OF BOOKS & PRINTED MATERIAL	135.00	320.00	100.00	100.00	20.00	100.00	
2200.0390 3814 SALE OF MISC ITEMS	0.00	25.00	0.00	0.00	0.00	0.00	
2200.0390 3820 CONT & DONATIONS - PRIVATE	160.00	20.00	0.00	0.00	0.00	0.00	
2200.0390 3999 BUDGETED CARRYOVER (PR YR)	0.00	0.00	10,000.00	10,000.00	0.00	13,000.00	
0390 MISCELLANEOUS INCOME	952.56	1,637.55	10,400.00	10,400.00	1,186.93	13,400.00	
2200 LEE CO.HISTORICAL COMM.							
0391 TRANSFERS IN							
2200.0391 3900 TRANSFERS FROM GENERAL FUND	500.00	500.00	500.00	500.00	0.00	500.00	
0391 TRANSFERS IN	500.00	500.00	500.00	500.00	0.00	500.00	
2200 LEE CO.HISTORICAL COMM.							
0663 HISTORICAL COMMISSION							
2200.0663 4201 OFFICE SUPPLIES	443.68	461.41	500.00	500.00	27.00	500.00	
2200.0663 4202 FURN & EQUIP (NOT CA)	0.00	0.00	1,000.00	1,000.00	0.00	1,000.00	
2200.0663 5264 EXCISE / SALES TAX EXPENSE	0.40	0.78	5.00	5.00	0.00	5.00	
2200.0663 5265 SPECIAL PROJECTS	0.00	0.00	1,500.00	1,500.00	0.00	1,500.00	
2200.0663 5267 CONTINGENCY	0.00	0.00	5,500.00	5,500.00	0.00	7,500.00	
2200.0663 5399 MISC OTHER SRVCS & CHRGS	231.42	1,381.00	1,800.00	1,800.00	50.00	1,800.00	
0663 HISTORICAL COMMISSION	675.50	1,843.19	10,305.00	10,305.00	77.00	12,305.00	
Revenue Total	1,452.56	2,137.55	10,900.00	10,900.00	1,186.93	13,900.00	
Expense Total	675.50	1,843.19	10,305.00	10,305.00	77.00	12,305.00	
2200 LEE CO.HISTORICAL COMM.	777.06	294.36	595.00	595.00	1,109.93	1,595.00	
2300 COUNTY CLERK RECORDS MANAGEMENT							
0340 FINES , FEES, COSTS, & FORFEITURES							
2300.0340 3719 RECORD MANAGEMENT FEES	47,015.00	44,140.00	40,000.00	40,000.00	37,390.00	43,000.00	
0340 FINES , FEES, COSTS, & FORFEITURES	47,015.00	44,140.00	40,000.00	40,000.00	37,390.00	43,000.00	

FINAL BUDGET
ADOPTED SEPTEMBER 8, 2025

23/38

VERSION: 2026.01.R.A, 2026.01.E.A

LEE COUNTY

09/02/2025 09:14:20

Fund Dept Line Description	2023 Actual	2024 Actual	Original Budget	Amended Budget	2025 Actual	2026 Budget
2300 COUNTY CLERK RECORDS MANAGEMENT						
0390 MISCELLANEOUS INCOME						
2300.0390 3999 BUDGETED CARRYOVER (PR YR)	0.00	0.00	90,000.00	90,000.00	0.00	100,000.00
0390 MISCELLANEOUS INCOME	5,135.56	10,620.10	90,000.00	90,000.00	10,033.59	110,000.00
2300 COUNTY CLERK RECORDS MANAGEMENT						
0403 COUNTY CLERK						
POSITION TITLE	COUNT GRADE	LINE	SALARY			
0015 RECORDS MANAGEMENT CLERK	1	4001	600.00			
2300.0403 4001 FULL-TIME		600.00	600.00	600.00	550.00	600.00
2300.0403 4096 ACCRUAL PAYROLL ADJUSTMENT		0.01	1.49	0.00	0.00	0.00
2300.0403 4100 PAYROLL TAXES - CNTY MATCH		44.50	44.71	46.00	41.35	46.00
2300.0403 4116 RETIREMENT - CNTY CONTRI		62.04	62.04	62.00	56.87	62.00
2300.0403 4120 EMP HEALTH INS - CNTY PAID		14.59	0.00	0.00	0.00	0.00
2300.0403 4202 FURN & EQUIP (NOT CA)		0.00	3,500.00	3,500.00	0.00	3,500.00
2300.0403 4440 RECORDING & INDEXING		4,046.76	4,151.80	5,500.00	2,560.36	5,500.00
2300.0403 4441 RECORDS INDEXING RECREATION		0.00	0.00	500.00	0.00	500.00
2300.0403 4444 RECORDS RECREATION		0.00	0.00	5,000.00	0.00	5,000.00
2300.0403 4500 SERVICE AGREEMENTS		43,912.00	39,360.00	50,000.00	32,815.00	50,000.00
2300.0403 5267 CONTINGENCY		0.00	0.00	43,000.00	0.00	70,000.00
2300.0403 5399 MISC OTHER SRVCS & CHRGS		0.00	0.00	750.00	0.00	750.00
2300.0403 5516 FURNITURE & EQUIPMENT		0.00	0.00	6,000.00	0.00	6,000.00
0403 COUNTY CLERK	48,679.90	44,220.04	114,958.00	114,958.00	36,023.58	141,958.00
Revenue Total	52,150.56	54,760.10	130,000.00	130,000.00	47,423.59	153,000.00
Expense Total	48,679.90	44,220.04	114,958.00	114,958.00	36,023.58	141,958.00
2300 COUNTY CLERK RECORDS MANAGEMENT	3,470.66	10,540.06	15,042.00	15,042.00	11,400.01	11,042.00
2403 COURTHOUSE RESTORATION GRANT PH III						
0330 GRANTS & AID / REVN SHARING						
2403.0330 3326 STATE - COURTHOUSE RESTORATION		1,214,547.49	696,262.43	0.00	902,285.05	0.00
0330 GRANTS & AID / REVN SHARING		1,214,547.49	696,262.43	0.00	902,285.05	0.00
2403 COURTHOUSE RESTORATION GRANT PH III						
0390 MISCELLANEOUS INCOME						
2403.0390 3800 INTEREST INCOME		3,604.87	4,713.00	0.00	10,051.57	0.00
0390 MISCELLANEOUS INCOME		3,604.87	4,713.00	0.00	10,051.57	0.00
2403 COURTHOUSE RESTORATION GRANT PH III						
0391 TRANSFERS IN						
2403.0391 3900 TRANSFERS FROM GENERAL FUND		2,348,501.76	1,258,336.35	3,500,000.00	1,750,829.65	1,000,000.00
0391 TRANSFERS IN		2,348,501.76	1,258,336.35	3,500,000.00	1,750,829.65	1,000,000.00
2403 COURTHOUSE RESTORATION GRANT PH III						
0512 COURTHOUSE						
2403.0512 4506 PROFESSIONAL SERVICES & FEES		396,081.00	357,372.25	200,000.00	273,100.00	300,000.00
2403.0512 5506 BLDNGS/BLDNG IMPS OVR5K		3,282,557.46	2,039,706.14	3,300,000.00	3,226,900.00	1,695,049.36
0512 COURTHOUSE		3,678,638.46	2,397,078.39	3,500,000.00	1,913,060.56	1,000,000.00
Revenue Total	3,566,654.12	1,959,311.78	3,500,000.00	3,500,000.00	2,663,166.27	1,000,000.00
Expense Total	3,678,638.46	2,397,078.39	3,500,000.00	3,500,000.00	1,913,060.56	1,000,000.00
2403 COURTHOUSE RESTORATION GRANT PH III	-111,984.34	-437,766.61	0.00	0.00	750,105.71	0.00
2500 HOT CHECK FUND						
0340 FINES , FEES, COSTS, & FORFEITURES						
2500.0340 3736 HOT CHECK FEES		626.95	623.05	500.00	500.00	1,281.95
0340 FINES , FEES, COSTS, & FORFEITURES		626.95	623.05	500.00	500.00	1,281.95
2500 HOT CHECK FUND						
0390 MISCELLANEOUS INCOME						
2500.0390 3999 BUDGETED CARRYOVER (PR YR)		0.00	0.00	40,000.00	40,000.00	0.00
0390 MISCELLANEOUS INCOME		0.00	0.00	40,000.00	40,000.00	35,000.00
2500 HOT CHECK FUND						
0475 COUNTY ATTORNEY						
POSITION TITLE	COUNT GRADE	LINE	SALARY			
0015 SUPPLEMENTAL PAYMENTS	7	4001	10,000.00			
2500.0475 4001 FULL-TIME		5,397.00	6,000.00	10,000.00	10,000.00	7,500.00
2500.0475 4100 PAYROLL TAXES - CNTY MATCH		413.10	459.00	765.00	765.00	573.75
2500.0475 4116 RETIREMENT - CNTY CONTRI		557.82	619.80	1,033.00	1,033.00	774.75
2500.0475 4202 FURN & EQUIP (NOT CA)		0.00	0.00	1,000.00	1,000.00	0.00
2500.0475 4235 HOT CHECK EXPENSES		0.00	0.00	20,000.00	20,000.00	0.00
2500.0475 5399 MISC OTHER SRVCS & CHRGS		0.00	0.00	1,000.00	1,000.00	0.00
2500.0475 5516 FURNITURE & EQUIPMENT		0.00	0.00	5,000.00	5,000.00	0.00
0475 COUNTY ATTORNEY		6,367.92	7,078.80	38,798.00	38,798.00	8,848.50
Revenue Total	626.95	623.05	40,500.00	40,500.00	1,281.95	35,500.00
Expense Total	6,367.92	7,078.80	38,798.00	38,798.00	8,848.50	34,798.00
2500 HOT CHECK FUND	-5,740.97	-6,455.75	1,702.00	1,702.00	-7,566.55	702.00
2600 SHERIFF'S SPECIAL ACCT.						
0390 MISCELLANEOUS INCOME						

FINAL BUDGET
ADOPTED SEPTEMBER 8, 2025

24/38

VERSION: 2026.01.R.A, 2026.01.E.A

LEE COUNTY

09/02/2025 09:14:20

Fund Dept Line Description	2023 Actual	2024 Actual	Original Budget	Amended Budget	2025 Actual	2026 Budget
0390 MISCELLANEOUS INCOME						
2600.0390 3800 INTEREST INCOME	1,141.84	4,566.83	700.00	700.00	3,939.58	700.00
2600.0390 3808 ADJUDICATED SEIZURE SALES	0.00	11,350.13	0.00	0.00	0.00	0.00
2600.0390 3826 REFUNDS / REIMBURSEMENTS	0.00	0.00	0.00	0.00	275.00	0.00
2600.0390 3844 SEIZURE INCOME	14,060.16	17,907.72	0.00	0.00	6,488.00	0.00
2600.0390 3999 BUDGETED CARRYOVER (PR YR)	0.00	0.00	55,000.00	55,000.00	0.00	38,000.00
0390 MISCELLANEOUS INCOME	15,202.00	33,824.68	55,700.00	55,700.00	10,702.58	38,700.00
2600 SHERIFF'S SPECIAL ACCT.						
0560 COUNTY SHERIFF						
2600.0560 4202 FURN & EQUIP (NOT CA)	0.00	120.00	30,000.00	9,150.00	152.99	10,000.00
2600.0560 5151 INVESTIGATION	275.00	2,241.20	15,000.00	15,000.00	2,948.00	18,000.00
2600.0560 5516 FURNITURE & EQUIPMENT	0.00	10,056.00	10,000.00	30,850.00	30,848.39	10,000.00
0560 COUNTY SHERIFF	275.00	12,417.20	55,000.00	55,000.00	33,949.38	38,000.00
Revenue Total	15,202.00	33,824.68	55,700.00	55,700.00	10,702.58	38,700.00
Expense Total	275.00	12,417.20	55,000.00	55,000.00	33,949.38	38,000.00
2600 SHERIFF'S SPECIAL ACCT.	14,927.00	21,407.48	700.00	700.00	-23,246.80	700.00
2810 JUDICIAL EDUCATION FUND						
0340 FINES , FEES, COSTS, & FORFEITURES						
2810.0340 3744 JUDICIAL EDU - PROBATE COURT	365.00	280.00	300.00	300.00	260.00	250.00
0340 FINES , FEES, COSTS, & FORFEITURES	365.00	280.00	300.00	300.00	260.00	250.00
2810 JUDICIAL EDUCATION FUND						
0390 MISCELLANEOUS INCOME						
2810.0390 3800 INTEREST INCOME	99.58	160.94	50.00	50.00	146.80	100.00
2810.0390 3999 BUDGETED CARRYOVER (PR YR)	0.00	0.00	4,000.00	4,000.00	0.00	4,000.00
0390 MISCELLANEOUS INCOME	99.58	160.94	4,050.00	4,050.00	146.80	4,100.00
2810 JUDICIAL EDUCATION FUND						
0400 COUNTY JUDGE						
2810.0400 5114 JUDICIAL EDU TRAVEL & TRAINING	372.50	0.00	4,000.00	4,000.00	450.00	4,000.00
2810.0400 5399 MISC OTHER SRVCS & CHRGS	0.00	0.00	100.00	100.00	0.00	100.00
0400 COUNTY JUDGE	372.50	0.00	4,100.00	4,100.00	450.00	4,100.00
Revenue Total	464.58	440.94	4,350.00	4,350.00	406.80	4,350.00
Expense Total	372.50	0.00	4,100.00	4,100.00	450.00	4,100.00
2810 JUDICIAL EDUCATION FUND	92.08	440.94	250.00	250.00	-43.20	250.00
2820 CHILD ABUSE PRVTN FUND						
0340 FINES , FEES, COSTS, & FORFEITURES						
2820.0340 3745 CHILD ABUSE PREV FEE	127.71	170.50	100.00	100.00	343.71	100.00
0340 FINES , FEES, COSTS, & FORFEITURES	127.71	170.50	100.00	100.00	343.71	100.00
2820 CHILD ABUSE PRVTN FUND						
0390 MISCELLANEOUS INCOME						
2820.0390 3800 INTEREST INCOME	160.22	255.34	75.00	75.00	228.42	100.00
2820.0390 3999 BUDGETED CARRYOVER (PR YR)	0.00	0.00	6,500.00	6,500.00	0.00	7,000.00
0390 MISCELLANEOUS INCOME	160.22	255.34	6,575.00	6,575.00	228.42	7,100.00
2820 CHILD ABUSE PRVTN FUND						
0641 CHILD ABUSE PREVENTION						
2820.0641 5370 CHILD PREV PROGRAM	0.00	0.00	6,500.00	6,500.00	0.00	7,000.00
0641 CHILD ABUSE PREVENTION	0.00	0.00	6,500.00	6,500.00	0.00	7,000.00
Revenue Total	287.93	425.84	6,675.00	6,675.00	572.13	7,200.00
Expense Total	0.00	0.00	6,500.00	6,500.00	0.00	7,000.00
2820 CHILD ABUSE PRVTN FUND	287.93	425.84	175.00	175.00	572.13	200.00
2830 JP TECHNOLOGY FUND						
0340 FINES , FEES, COSTS, & FORFEITURES						
2830.0340 3741 TECHNOLOGY FEES	14,621.55	16,339.31	12,000.00	12,000.00	10,535.08	11,000.00
0340 FINES , FEES, COSTS, & FORFEITURES	14,621.55	16,339.31	12,000.00	12,000.00	10,535.08	11,000.00
2830 JP TECHNOLOGY FUND						
0390 MISCELLANEOUS INCOME						
2830.0390 3800 INTEREST INCOME	2,891.71	4,271.14	2,000.00	2,000.00	3,132.04	2,000.00
2830.0390 3999 BUDGETED CARRYOVER (PR YR)	0.00	0.00	100,000.00	100,000.00	0.00	90,000.00
0390 MISCELLANEOUS INCOME	2,891.71	4,271.14	102,000.00	102,000.00	3,132.04	92,000.00
2830 JP TECHNOLOGY FUND						
0412 TECHNOLOGY						
2830.0412 4206 COMPUTER & TECHNOLOGY EXPENSE	16,813.74	24,594.88	100,000.00	100,000.00	28,072.86	90,000.00
0412 TECHNOLOGY	16,813.74	24,594.88	100,000.00	100,000.00	28,072.86	90,000.00
Revenue Total	17,513.26	20,610.45	114,000.00	114,000.00	13,667.12	103,000.00
Expense Total	16,813.74	24,594.88	100,000.00	100,000.00	28,072.86	90,000.00
2830 JP TECHNOLOGY FUND	699.52	-3,984.43	14,000.00	14,000.00	-14,405.74	13,000.00
2831 DIST COURT TECH FUND						
0340 FINES , FEES, COSTS, & FORFEITURES						
2831.0340 3741 TECHNOLOGY FEES	353.42	297.74	200.00	200.00	396.51	200.00
0340 FINES , FEES, COSTS, & FORFEITURES	353.42	297.74	200.00	200.00	396.51	200.00

FINAL BUDGET
ADOPTED SEPTEMBER 8, 2025

25/38

LEE COUNTY

09/02/2025 09:14:20

VERSION: 2026.01.R.A, 2026.01.E.A

Fund Dept Line Description	2023 Actual	2024 Actual	Original Budget	Amended Budget	2025 Actual	2026 Budget
2831 DIST COURT TECH FUND						
0390 MISCELLANEOUS INCOME						
2831.0390 3800 INTEREST INCOME	48.90	86.11	50.00	50.00	86.75	50.00
2831.0390 3999 BUDGETED CARRYOVER (PR YR)	0.00	0.00	2,000.00	2,000.00	0.00	2,800.00
0390 MISCELLANEOUS INCOME	48.90	86.11	2,050.00	2,050.00	86.75	2,850.00
2831 DIST COURT TECH FUND						
0412 TECHNOLOGY						
2831.0412 4206 COMPUTER & TECHNOLOGY EXPENSE	0.00	0.00	2,000.00	2,000.00	0.00	2,800.00
0412 TECHNOLOGY	0.00	0.00	2,000.00	2,000.00	0.00	2,800.00
Revenue Total	402.32	383.85	2,250.00	2,250.00	483.26	3,050.00
Expense Total	0.00	0.00	2,000.00	2,000.00	0.00	2,800.00
2831 DIST COURT TECH FUND	402.32	383.85	250.00	250.00	483.26	250.00
2832 DIST CRT TECH/ARCH FUND (CIVIL)						
0340 FINES , FEES, COSTS, & FORFEITURES						
2832.0340 3741 TECHNOLOGY FEES	195.00	220.00	150.00	150.00	40.00	10.00
0340 FINES , FEES, COSTS, & FORFEITURES	195.00	220.00	150.00	150.00	40.00	10.00
2832 DIST CRT TECH/ARCH FUND (CIVIL)						
0390 MISCELLANEOUS INCOME						
2832.0390 3800 INTEREST INCOME	41.94	70.92	30.00	30.00	66.99	30.00
2832.0390 3999 BUDGETED CARRYOVER (PR YR)	0.00	0.00	1,800.00	1,800.00	0.00	2,000.00
0390 MISCELLANEOUS INCOME	41.94	70.92	1,830.00	1,830.00	66.99	2,030.00
2832 DIST CRT TECH/ARCH FUND (CIVIL)						
0450 DISTRICT CLERK						
2832.0450 4224 TECHNOLOGY EXPENSE	0.00	0.00	1,800.00	1,800.00	0.00	2,000.00
0450 DISTRICT CLERK	0.00	0.00	1,800.00	1,800.00	0.00	2,000.00
Revenue Total	236.94	290.92	1,980.00	1,980.00	106.99	2,040.00
Expense Total	0.00	0.00	1,800.00	1,800.00	0.00	2,000.00
2832 DIST CRT TECH/ARCH FUND (CIVIL)	236.94	290.92	180.00	180.00	106.99	40.00
2833 CNTY CLERK TECH FUND						
0340 FINES , FEES, COSTS, & FORFEITURES						
2833.0340 3741 TECHNOLOGY FEES	714.00	724.00	600.00	600.00	797.00	600.00
0340 FINES , FEES, COSTS, & FORFEITURES	714.00	724.00	600.00	600.00	797.00	600.00
2833 CNTY CLERK TECH FUND						
0390 MISCELLANEOUS INCOME						
2833.0390 3800 INTEREST INCOME	410.11	575.58	200.00	200.00	373.99	200.00
2833.0390 3999 BUDGETED CARRYOVER (PR YR)	0.00	0.00	10,000.00	10,000.00	0.00	10,900.00
0390 MISCELLANEOUS INCOME	410.11	575.58	10,200.00	10,200.00	373.99	11,100.00
2833 CNTY CLERK TECH FUND						
0412 TECHNOLOGY						
2833.0412 4206 COMPUTER & TECHNOLOGY EXPENSE	1,180.00	5,762.16	10,000.00	10,000.00	700.00	10,900.00
0412 TECHNOLOGY	1,180.00	5,762.16	10,000.00	10,000.00	700.00	10,900.00
Revenue Total	1,124.11	1,299.58	10,800.00	10,800.00	1,170.99	11,700.00
Expense Total	1,180.00	5,762.16	10,000.00	10,000.00	700.00	10,900.00
2833 CNTY CLERK TECH FUND	-55.89	-4,462.58	800.00	800.00	470.99	800.00
2834 VIDEO FEE FUND						
0340 FINES , FEES, COSTS, & FORFEITURES						
2834.0340 3742 VIDEO FEE (\$15)	375.96	470.42	200.00	200.00	829.02	200.00
0340 FINES , FEES, COSTS, & FORFEITURES	375.96	470.42	200.00	200.00	829.02	200.00
2834 VIDEO FEE FUND						
0390 MISCELLANEOUS INCOME						
2834.0390 3800 INTEREST INCOME	202.12	281.62	100.00	100.00	236.24	200.00
2834.0390 3999 BUDGETED CARRYOVER (PR YR)	0.00	0.00	6,500.00	6,500.00	0.00	7,450.00
0390 MISCELLANEOUS INCOME	202.12	281.62	6,600.00	6,600.00	236.24	7,650.00
2834 VIDEO FEE FUND						
0488 VIDEO FEE						
2834.0488 4282 VIDEO EXPENSES	510.11	1,715.56	6,500.00	6,500.00	145.09	7,450.00
0488 VIDEO FEE	510.11	1,715.56	6,500.00	6,500.00	145.09	7,450.00
Revenue Total	578.08	752.04	6,800.00	6,800.00	1,065.26	7,850.00
Expense Total	510.11	1,715.56	6,500.00	6,500.00	145.09	7,450.00
2834 VIDEO FEE FUND	67.97	-963.52	300.00	300.00	920.17	400.00
2835 FAMILY PROTECTION FEES						
0390 MISCELLANEOUS INCOME						
2835.0390 3800 INTEREST INCOME	52.02	80.02	0.00	0.00	69.67	50.00
2835.0390 3999 BUDGETED CARRYOVER (PR YR)	0.00	0.00	2,000.00	2,000.00	0.00	2,000.00
0390 MISCELLANEOUS INCOME	52.02	80.02	2,000.00	2,000.00	69.67	2,050.00
2835 FAMILY PROTECTION FEES						
0637 FAMILY PROTECTION						
2835.0637 5371 FAMILY PROTECTION PROGRAMS	0.00	0.00	2,000.00	2,000.00	0.00	2,000.00
0637 FAMILY PROTECTION	0.00	0.00	2,000.00	2,000.00	0.00	2,000.00

FINAL BUDGET
ADOPTED SEPTEMBER 8, 2025

26/38

LEE COUNTY

09/02/2025 09:14:20

VERSION: 2026.01.R.A, 2026.01.E.A

Fund.Dept Line Description	2023 Actual	2024 Actual	Original Budget	Amended Budget	2025 Actual	2026 Budget
Revenue Total	52.02	80.02	2,000.00	2,000.00	69.67	2,050.00
Expense Total	0.00	0.00	2,000.00	2,000.00	0.00	2,000.00
2835 FAMILY PROTECTION FEES	52.02	80.02	0.00	0.00	69.67	50.00
2836 TP REIMB FEE						
0340 FINES , FEES, COSTS, & FORFEITURES						
2836.0340 3782 TP REIMB FEE - JP 2 01/01/20-FWD	150.00	264.71	100.00	100.00	190.13	100.00
2836.0340 3783 TP REIMB FEE - JP 3 01/01/20-FWD	727.03	558.48	200.00	200.00	572.20	200.00
2836.0340 3784 TP REIMB FEE - JP 4 01/01/20-FWD	848.57	861.29	500.00	500.00	543.49	500.00
2836.0340 3786 TP REIMB FEE - DC 01/01/20-FWD	370.00	405.00	300.00	300.00	840.00	300.00
2836.0340 3787 TP REIMB FEE - CC 01/01/20-FWD	15.00	0.00	0.00	0.00	0.00	0.00
0340 FINES , FEES, COSTS, & FORFEITURES	2,110.60	2,089.48	1,100.00	1,100.00	2,145.82	1,100.00
2836 TP REIMB FEE						
0390 MISCELLANEOUS INCOME						
2836.0390 3800 INTEREST INCOME	114.32	249.33	100.00	100.00	290.85	200.00
2836.0390 3999 BUDGETED CARRYOVER (PR YR)	0.00	0.00	7,000.00	7,000.00	0.00	9,700.00
0390 MISCELLANEOUS INCOME	114.32	249.33	7,100.00	7,100.00	290.85	9,900.00
2836 TP REIMB FEE						
0403 COUNTY CLERK						
2836.0403 4200 GENERAL SUPPLIES	0.00	0.00	70.00	70.00	0.00	0.00
0403 COUNTY CLERK	0.00	0.00	70.00	70.00	0.00	0.00
2836 TP REIMB FEE						
0450 DISTRICT CLERK						
2836.0450 4200 GENERAL SUPPLIES	0.00	0.00	1,260.00	1,260.00	0.00	1,300.00
0450 DISTRICT CLERK	0.00	0.00	1,260.00	1,260.00	0.00	1,300.00
2836 TP REIMB FEE						
0452 JUSTICE OF THE PEACE PCT 2						
2836.0452 4200 GENERAL SUPPLIES	0.00	0.00	490.00	490.00	0.00	3,000.00
0452 JUSTICE OF THE PEACE PCT 2	0.00	0.00	490.00	490.00	0.00	3,000.00
2836 TP REIMB FEE						
0453 JUSTICE OF THE PEACE PCT 3						
2836.0453 4200 GENERAL SUPPLIES	0.00	0.00	2,660.00	2,660.00	0.00	2,700.00
0453 JUSTICE OF THE PEACE PCT 3	0.00	0.00	2,660.00	2,660.00	0.00	2,700.00
2836 TP REIMB FEE						
0454 JUSTICE OF THE PEACE PCT 4						
2836.0454 4200 GENERAL SUPPLIES	0.00	0.00	2,520.00	2,520.00	0.00	3,000.00
0454 JUSTICE OF THE PEACE PCT 4	0.00	0.00	2,520.00	2,520.00	0.00	3,000.00
Revenue Total	2,224.92	2,338.81	8,200.00	8,200.00	2,436.67	11,000.00
Expense Total	0.00	0.00	7,000.00	7,000.00	0.00	10,000.00
2836 TP REIMB FEE	2,224.92	2,338.81	1,200.00	1,200.00	2,436.67	1,000.00
2840 SHERIFF'S LEOSE FUND						
0330 GRANTS & AID / REVN SHARING						
2840.0330 3306 STATE - LEOSE FUNDING	2,760.56	6,706.57	2,700.00	2,700.00	6,809.83	6,700.00
0330 GRANTS & AID / REVN SHARING	2,760.56	6,706.57	2,700.00	2,700.00	6,809.83	6,700.00
2840 SHERIFF'S LEOSE FUND						
0390 MISCELLANEOUS INCOME						
2840.0390 3800 INTEREST INCOME	53.79	174.29	100.00	100.00	213.95	100.00
2840.0390 3999 BUDGETED CARRYOVER (PR YR)	0.00	0.00	5,000.00	5,000.00	0.00	7,200.00
0390 MISCELLANEOUS INCOME	53.79	174.29	5,100.00	5,100.00	213.95	7,300.00
2840 SHERIFF'S LEOSE FUND						
0560 COUNTY SHERIFF						
2840.0560 5115 LEOSE TRAINING & ASSC EXPENSE	1,745.84	2,818.44	7,700.00	7,700.00	7,354.85	7,200.00
0560 COUNTY SHERIFF	1,745.84	2,818.44	7,700.00	7,700.00	7,354.85	7,200.00
Revenue Total	2,814.35	6,880.86	7,800.00	7,800.00	7,023.78	14,000.00
Expense Total	1,745.84	2,818.44	7,700.00	7,700.00	7,354.85	7,200.00
2840 SHERIFF'S LEOSE FUND	1,068.51	4,062.42	100.00	100.00	-331.07	6,800.00
2842 CONST 2 LEOSE FUND						
0330 GRANTS & AID / REVN SHARING						
2842.0330 3306 STATE - LEOSE FUNDING	649.46	1,760.39	650.00	650.00	1,460.06	1,400.00
0330 GRANTS & AID / REVN SHARING	649.46	1,760.39	650.00	650.00	1,460.06	1,400.00
2842 CONST 2 LEOSE FUND						
0390 MISCELLANEOUS INCOME						
2842.0390 3800 INTEREST INCOME	194.43	344.19	60.00	60.00	168.87	60.00
2842.0390 3999 BUDGETED CARRYOVER (PR YR)	0.00	0.00	9,000.00	9,000.00	0.00	5,300.00
0390 MISCELLANEOUS INCOME	194.43	344.19	9,060.00	9,060.00	168.87	5,360.00
2842 CONST 2 LEOSE FUND						
0552 CONSTABLE PCT 2						
2842.0552 5115 LEOSE TRAINING & ASSC EXPENSE	512.50	0.00	9,000.00	9,000.00	5,761.25	5,300.00
0552 CONSTABLE PCT 2	512.50	0.00	9,000.00	9,000.00	5,761.25	5,300.00
Revenue Total	843.89	2,104.58	9,710.00	9,710.00	1,628.93	6,760.00

FINAL BUDGET
ADOPTED SEPTEMBER 8, 2025

27/38

LEE COUNTY

09/02/2025 09:14:20

VERSION: 2026.01.R.A, 2026.01.E.A

	2023	2024	Original	Amended	2025	2026
Fund Dept Line Description	Actual	Actual	Budget	Budget	Actual	Budget
Expense Total	512.50	0.00	9,000.00	9,000.00	5,761.25	5,300.00
2842 CONST 2 LEOSE FUND	331.39	2,104.58	710.00	710.00	-4,132.32	1,460.00
2843 CONST 3 LEOSE FUND						
0330 GRANTS & AID / REVN SHARING						
2843.0330 3306 STATE - LEOSE FUNDING	564.76	1,437.18	550.00	550.00	1,462.21	1,400.00
0330 GRANTS & AID / REVN SHARING	564.76	1,437.18	550.00	550.00	1,462.21	1,400.00
2843 CONST 3 LEOSE FUND						
0390 MISCELLANEOUS INCOME						
2843.0390 3800 INTEREST INCOME	22.92	37.98	10.00	10.00	63.49	10.00
2843.0390 3999 BUDGETED CARRYOVER (PR YR)	0.00	0.00	1,500.00	1,500.00	0.00	2,600.00
0390 MISCELLANEOUS INCOME	22.92	37.98	1,510.00	1,510.00	63.49	2,610.00
2843 CONST 3 LEOSE FUND						
0553 CONSTABLE PCT 3						
2843.0553 5115 LEOSE TRAINING & ASSC EXPENSE	1,326.49	988.44	1,500.00	1,500.00	438.94	2,600.00
0553 CONSTABLE PCT 3	1,326.49	988.44	1,500.00	1,500.00	438.94	2,600.00
Revenue Total	587.68	1,475.16	2,060.00	2,060.00	1,525.70	4,010.00
Expense Total	1,326.49	988.44	1,500.00	1,500.00	438.94	2,600.00
2843 CONST 3 LEOSE FUND	-738.81	486.72	560.00	560.00	1,086.76	1,410.00
2844 CONST 4 LEOSE FUND						
0330 GRANTS & AID / REVN SHARING						
2844.0330 3306 STATE - LEOSE FUNDING	564.76	1,437.18	550.00	550.00	1,462.21	1,400.00
0330 GRANTS & AID / REVN SHARING	564.76	1,437.18	550.00	550.00	1,462.21	1,400.00
2844 CONST 4 LEOSE FUND						
0390 MISCELLANEOUS INCOME						
2844.0390 3800 INTEREST INCOME	13.01	54.37	10.00	10.00	61.76	10.00
2844.0390 3999 BUDGETED CARRYOVER (PR YR)	0.00	0.00	1,000.00	1,000.00	0.00	2,100.00
0390 MISCELLANEOUS INCOME	13.01	54.37	1,010.00	1,010.00	61.76	2,110.00
2844 CONST 4 LEOSE FUND						
0554 CONSTABLE PCT 4						
2844.0554 5115 LEOSE TRAINING & ASSC EXPENSE	0.00	918.26	1,000.00	1,000.00	581.68	2,100.00
0554 CONSTABLE PCT 4	0.00	918.26	1,000.00	1,000.00	581.68	2,100.00
Revenue Total	577.77	1,491.55	1,560.00	1,560.00	1,523.97	3,510.00
Expense Total	0.00	918.26	1,000.00	1,000.00	581.68	2,100.00
2844 CONST 4 LEOSE FUND	577.77	573.29	560.00	560.00	942.29	1,410.00
2845 HOMELAND SECURITY						
0390 MISCELLANEOUS INCOME						
2845.0390 3800 INTEREST INCOME	45.36	69.82	10.00	10.00	60.78	10.00
2845.0390 3999 BUDGETED CARRYOVER (PR YR)	0.00	0.00	1,700.00	1,700.00	0.00	1,800.00
0390 MISCELLANEOUS INCOME	45.36	69.82	1,710.00	1,710.00	60.78	1,810.00
2845 HOMELAND SECURITY						
0581 HOMELAND SECURITY						
2845.0581 5399 MISC OTHER SRVCS & CHRGS	0.00	0.00	1,700.00	1,700.00	0.00	1,800.00
0581 HOMELAND SECURITY	0.00	0.00	1,700.00	1,700.00	0.00	1,800.00
Revenue Total	45.36	69.82	1,710.00	1,710.00	60.78	1,810.00
Expense Total	0.00	0.00	1,700.00	1,700.00	0.00	1,800.00
2845 HOMELAND SECURITY	45.36	69.82	10.00	10.00	60.78	10.00
2850 JDCL EFFICIENCY FUND						
0340 FINES , FEES, COSTS, & FORFEITURES						
2850.0340 3792 EFFECIENTY INCOME - JP 2, JUDICIAL	86.81	47.50	30.00	30.00	19.07	20.00
2850.0340 3793 EFFECIENTY INCOME - JP 3, JUDICIAL	0.50	0.00	1.00	1.00	0.00	1.00
2850.0340 3794 EFFECIENTY INCOME - JP 4, JUDICIAL	6.34	13.09	8.00	8.00	3.14	8.00
2850.0340 3795 EFFECIENTY INCOME - CNTY CLRK, JUDICIAL	17.50	15.00	8.00	8.00	5.00	8.00
2850.0340 3796 EFFECIENTY INCOME - DST CLRK, JUDICIAL	34.78	28.09	30.00	30.00	21.07	20.00
0340 FINES , FEES, COSTS, & FORFEITURES	145.93	103.68	77.00	77.00	48.28	57.00
2850 JDCL EFFICIENCY FUND						
0390 MISCELLANEOUS INCOME						
2850.0390 3800 INTEREST INCOME	447.59	692.15	100.00	100.00	604.92	100.00
2850.0390 3999 BUDGETED CARRYOVER (PR YR)	0.00	0.00	17,000.00	17,000.00	0.00	18,000.00
0390 MISCELLANEOUS INCOME	447.59	692.15	17,100.00	17,100.00	604.92	18,100.00
2850 JDCL EFFICIENCY FUND						
0403 COUNTY CLERK						
2850.0403 4445 JUDICIAL EFF COST	0.00	0.00	1,870.00	1,870.00	0.00	2,000.00
0403 COUNTY CLERK	0.00	0.00	1,870.00	1,870.00	0.00	2,000.00
2850 JDCL EFFICIENCY FUND						
0450 DISTRICT CLERK						
2850.0450 4445 JUDICIAL EFF COST	0.00	0.00	4,080.00	4,080.00	0.00	4,400.00
0450 DISTRICT CLERK	0.00	0.00	4,080.00	4,080.00	0.00	4,400.00
2850 JDCL EFFICIENCY FUND						
0452 JUSTICE OF THE PEACE PCT 2						

FINAL BUDGET
ADOPTED SEPTEMBER 8, 2025

28/38

LEE COUNTY

09/02/2025 09:14:20

VERSION: 2026.01.R.A, 2026.01.E.A

Fund Dept Line Description	2023 Actual	2024 Actual	Original Budget	Amended Budget	2025 Actual	2026 Budget
0452 JUSTICE OF THE PEACE PCT 2						
2850.0452 4445 JUDICIAL EFF COST	0.00	0.00	10,200.00	10,200.00	0.00	10,700.00
0452 JUSTICE OF THE PEACE PCT 2	0.00	0.00	10,200.00	10,200.00	0.00	10,700.00
2850 JDCL EFFICIENCY FUND						
0453 JUSTICE OF THE PEACE PCT 3						
2850.0453 4445 JUDICIAL EFF COST	0.00	0.00	170.00	170.00	0.00	200.00
0453 JUSTICE OF THE PEACE PCT 3	0.00	0.00	170.00	170.00	0.00	200.00
2850 JDCL EFFICIENCY FUND						
0454 JUSTICE OF THE PEACE PCT 4						
2850.0454 4445 JUDICIAL EFF COST	0.00	0.00	680.00	680.00	0.00	700.00
0454 JUSTICE OF THE PEACE PCT 4	0.00	0.00	680.00	680.00	0.00	700.00
Revenue Total	593.52	795.83	17,177.00	17,177.00	653.20	18,157.00
Expense Total	0.00	0.00	17,000.00	17,000.00	0.00	18,000.00
2850 JDCL EFFICIENCY FUND	593.52	795.83	177.00	177.00	653.20	157.00

2855 COURT REPORTER (STENO) FUND						
0340 FINES , FEES, COSTS, & FORFEITURES						
2855.0340 3761 COURT REPORTER (STENO)	9,047.44	7,592.69	5,000.00	5,000.00	6,619.25	6,000.00
0340 FINES , FEES, COSTS, & FORFEITURES	9,047.44	7,592.69	5,000.00	5,000.00	6,619.25	6,000.00
2855 COURT REPORTER (STENO) FUND						
0390 MISCELLANEOUS INCOME						
2855.0390 3800 INTEREST INCOME	329.90	542.40	100.00	100.00	356.55	100.00
2855.0390 3999 BUDGETED CARRYOVER (PR YR)	0.00	0.00	5,900.00	5,900.00	0.00	5,800.00
0390 MISCELLANEOUS INCOME	329.90	542.40	6,000.00	6,000.00	356.55	5,900.00

2855 COURT REPORTER (STENO) FUND						
0485 COURT REPORTER						
POSITION TITLE	COUNT	GRADE	LINE	SALARY		
4003 COURT REPORTER (STENO)	2		4003	2,000.00		
2855.0485 4003 TEMP / SEASONAL			450.00	0.00	2,000.00	2,000.00
2855.0485 4100 PAYROLL TAXES - CNTY MATCH			34.43	0.00	153.00	153.00
2855.0485 4116 RETIREMENT - CNTY CONTRI			0.00	0.00	207.00	0.00
2855.0485 4200 GENERAL SUPPLIES			3,973.58	13,050.24	0.00	3,647.00
2855.0485 4226 COURT REPORTER EXPENSES			0.00	0.00	7,000.00	0.00
0485 COURT REPORTER	4,458.01	13,050.24	9,360.00	9,360.00	8,076.50	5,800.00
Revenue Total	9,377.34	8,135.09	11,000.00	11,000.00	6,975.80	11,900.00
Expense Total	4,458.01	13,050.24	9,360.00	9,360.00	8,076.50	5,800.00
2855 COURT REPORTER (STENO) FUND	4,919.33	-4,915.15	1,640.00	1,640.00	-1,100.70	6,100.00

2856 COUNTY JURY FUND						
0340 FINES , FEES, COSTS, & FORFEITURES						
2856.0340 3762 COUNTY JURY INCOME	3,942.76	3,459.50	2,000.00	2,000.00	2,926.92	2,000.00
0340 FINES , FEES, COSTS, & FORFEITURES	3,942.76	3,459.50	2,000.00	2,000.00	2,926.92	2,000.00
2856 COUNTY JURY FUND						
0390 MISCELLANEOUS INCOME						
2856.0390 3800 INTEREST INCOME	149.49	356.02	100.00	100.00	416.04	200.00
2856.0390 3999 BUDGETED CARRYOVER (PR YR)	0.00	0.00	10,000.00	10,000.00	0.00	13,800.00
0390 MISCELLANEOUS INCOME	149.49	356.02	10,100.00	10,100.00	416.04	14,000.00

2856 COUNTY JURY FUND						
0461 COURT / JURY						
2856.0461 4230 JURY EXPENSES	0.00	0.00	4,000.00	4,000.00	0.00	4,500.00
2856.0461 5221 JURORS - GRAND	0.00	0.00	4,000.00	4,000.00	0.00	4,500.00
2856.0461 5224 JURORS - PETIT	0.00	0.00	4,000.00	4,000.00	0.00	4,800.00
0461 COURT / JURY	0.00	0.00	12,000.00	12,000.00	0.00	13,800.00
Revenue Total	4,092.25	3,815.52	12,100.00	12,100.00	3,342.96	16,000.00
Expense Total	0.00	0.00	12,000.00	12,000.00	0.00	13,800.00
2856 COUNTY JURY FUND	4,092.25	3,815.52	100.00	100.00	3,342.96	2,200.00

2857 GUARDIANSHIP FUND						
0340 FINES , FEES, COSTS, & FORFEITURES						
2857.0340 3763 CRT INITIATED GARUDIANSHIP	4,250.00	3,819.00	3,000.00	3,000.00	3,831.00	3,000.00
0340 FINES , FEES, COSTS, & FORFEITURES	4,250.00	3,819.00	3,000.00	3,000.00	3,831.00	3,000.00
2857 GUARDIANSHIP FUND						
0390 MISCELLANEOUS INCOME						
2857.0390 3800 INTEREST INCOME	741.48	1,292.97	500.00	500.00	1,249.58	1,000.00
2857.0390 3999 BUDGETED CARRYOVER (PR YR)	0.00	0.00	33,000.00	33,000.00	0.00	39,000.00
0390 MISCELLANEOUS INCOME	741.48	1,292.97	33,500.00	33,500.00	1,249.58	40,000.00

2857 GUARDIANSHIP FUND						
0461 COURT / JURY						
2857.0461 5204 ATTRNY FEES - CRT APPNTD	0.00	0.00	17,000.00	17,000.00	0.00	19,000.00
2857.0461 5206 GUARDIAN AD LITEM	0.00	0.00	16,000.00	16,000.00	0.00	20,000.00
0461 COURT / JURY	0.00	0.00	33,000.00	33,000.00	0.00	39,000.00
Revenue Total	4,991.48	5,111.97	36,500.00	36,500.00	5,080.58	43,000.00

FINAL BUDGET
ADOPTED SEPTEMBER 8, 2025

29/38

VERSION: 2026.01.R.A, 2026.01.E.A				LEE COUNTY		09/02/2025 09:14:20				
				2023	2024	Original	Amended	2025	2026	
Fund Dept Line Description				Actual	Actual	Budget	Budget	Actual	Budget	
Expense Total				0.00	0.00	33,000.00	33,000.00	0.00	39,000.00	
2857 GUARDIANSHIP FUND				4,991.48	5,111.97	3,500.00	3,500.00	5,080.58	4,000.00	
2858 PRETRIAL DIVERSION FUND										
0340 FINES , FEES, COSTS, & FORFEITURES										
2858.0340 3766 CNTY ATTNY PRE-TRIAL DVRSN				23,329.00	17,580.00	16,000.00	16,000.00	17,530.00	16,000.00	
0340 FINES , FEES, COSTS, & FORFEITURES				23,329.00	17,580.00	16,000.00	16,000.00	17,530.00	16,000.00	
2858 PRETRIAL DIVERSION FUND										
0390 MISCELLANEOUS INCOME										
2858.0390 3800 INTEREST INCOME				978.69	2,003.17	0.00	0.00	1,902.20	0.00	
2858.0390 3999 BUDGETED CARRYOVER (PR YR)				0.00	0.00	52,000.00	52,000.00	0.00	58,000.00	
0390 MISCELLANEOUS INCOME				978.69	2,003.17	52,000.00	52,000.00	1,902.20	58,000.00	
2858 PRETRIAL DIVERSION FUND										
0471 PRETRIAL DIVERSION										
POSITION TITLE COUNT GRADE LINE SALARY										
0005 ADMINISTRATIVE ASSISTANT				0	4040	15,600.00				
0008 ASSISTANT CTY ATTORNEY				2	4040	7,800.00				
0009 ASSISTNAT CTY ATTORNEY				0	4040	0.00				
2858.0471 4001 FULL-TIME										0.00
2858.0471 4040 SUPPLEMENT				0.00	0.00	0.00	0.00	0.00	23,400.00	
2858.0471 4096 ACCRUAL PAYROLL ADJUSTMENT				967.34	68.35	0.00	0.00	0.00	0.00	
2858.0471 4100 PAYROLL TAXES - CNTY MATCH				1,241.04	459.00	1,110.00	1,110.00	770.98	1,791.00	
2858.0471 4116 RETIREMENT - CNTY CONTRI				1,675.82	619.80	1,498.00	1,498.00	1,136.30	2,418.00	
2858.0471 4126 EMP LIFE INS - CNTY PAID				42.54	108.04	41.00	41.00	0.00	0.00	
2858.0471 4200 GENERAL SUPPLIES				344.24	655.16	40,000.00	40,000.00	542.09	30,000.00	
0471 PRETRIAL DIVERSION				20,493.48	7,910.35	57,149.00	57,149.00	13,449.37	57,609.00	
Revenue Total				24,307.69	19,583.17	68,000.00	68,000.00	19,432.20	74,000.00	
Expense Total				20,493.48	7,910.35	57,149.00	57,149.00	13,449.37	57,609.00	
2858 PRETRIAL DIVERSION FUND				3,814.21	11,672.82	10,851.00	10,851.00	5,982.83	16,391.00	
2859 IGNITION INTERLOCK FUND										
0340 FINES , FEES, COSTS, & FORFEITURES										
2859.0340 3749 IGNITION INTERLOCK				810.00	1,770.00	900.00	900.00	2,422.00	900.00	
0340 FINES , FEES, COSTS, & FORFEITURES				810.00	1,770.00	900.00	900.00	2,422.00	900.00	
2859 IGNITION INTERLOCK FUND										
0390 MISCELLANEOUS INCOME										
2859.0390 3800 INTEREST INCOME				56.11	102.90	50.00	50.00	137.88	50.00	
2859.0390 3999 BUDGETED CARRYOVER (PR YR)				0.00	0.00	1,600.00	1,600.00	0.00	4,100.00	
0390 MISCELLANEOUS INCOME				56.11	102.90	1,650.00	1,650.00	137.88	4,150.00	
2859 IGNITION INTERLOCK FUND										
0472 IGNITION INTERLOCK										
POSITION TITLE COUNT GRADE LINE SALARY										
0015 IGNITION INTERLOCK COORDINATOR				1	4040	1,200.00				
2859.0472 4002 PART-TIME										0.00
2859.0472 4040 SUPPLEMENT				0.00	0.00	0.00	0.00	0.00	1,200.00	
2859.0472 4100 PAYROLL TAXES - CNTY MATCH				45.90	45.90	46.00	46.00	0.00	92.00	
2859.0472 4116 RETIREMENT - CNTY CONTRI				61.98	61.98	62.00	62.00	0.00	124.00	
2859.0472 4120 EMP HEALTH INS - CNTY PAID				144.21	0.00	0.00	0.00	0.00	0.00	
2859.0472 5399 MISC OTHER SRVCS & CHRGS				0.00	0.00	1,500.00	1,500.00	0.00	3,600.00	
0472 IGNITION INTERLOCK				852.09	707.88	2,208.00	2,208.00	0.00	5,016.00	
Revenue Total				866.11	1,872.90	2,550.00	2,550.00	2,559.88	5,050.00	
Expense Total				852.09	707.88	2,208.00	2,208.00	0.00	5,016.00	
2859 IGNITION INTERLOCK FUND				14.02	1,165.02	342.00	342.00	2,559.88	34.00	
2860 LOCAL TRUANCY PRVNTN & DIVERSION										
0340 FINES , FEES, COSTS, & FORFEITURES										
2860.0340 3770 TRUANCY PREV & DIVERSION INCOME				16,138.40	19,007.51	15,000.00	15,000.00	12,182.06	13,000.00	
0340 FINES , FEES, COSTS, & FORFEITURES				16,138.40	19,007.51	15,000.00	15,000.00	12,182.06	13,000.00	
2860 LOCAL TRUANCY PRVNTN & DIVERSION										
0390 MISCELLANEOUS INCOME										
2860.0390 3800 INTEREST INCOME				1,218.72	2,520.80	1,000.00	1,000.00	2,717.08	2,000.00	
2860.0390 3999 BUDGETED CARRYOVER (PR YR)				0.00	0.00	69,000.00	69,000.00	0.00	87,000.00	
0390 MISCELLANEOUS INCOME				1,218.72	2,520.80	70,000.00	70,000.00	2,717.08	89,000.00	
2860 LOCAL TRUANCY PRVNTN & DIVERSION										
0473 TRUANCY PRVNTN & DVRSN										
2860.0473 5268 MISCELLANEOUS FEES & EXPENSES				0.00	0.00	80,000.00	80,000.00	0.00	87,000.00	
0473 TRUANCY PRVNTN & DVRSN				0.00	0.00	80,000.00	80,000.00	0.00	87,000.00	
Revenue Total				17,357.12	21,528.31	85,000.00	85,000.00	14,899.14	102,000.00	
Expense Total				0.00	0.00	80,000.00	80,000.00	0.00	87,000.00	
2860 LOCAL TRUANCY PRVNTN & DIVERSION				17,357.12	21,528.31	5,000.00	5,000.00	14,899.14	15,000.00	

FINAL BUDGET
ADOPTED SEPTEMBER 8, 2025

30/38

LEE COUNTY

09/02/2025 09:14:20

VERSION: 2026.01.R.A, 2026.01.E.A

Fund Dept Line Description	2023 Actual	2024 Actual	Original Budget	Amended Budget	2025 Actual	2026 Budget
2861 COUNTY SPECIALTY COURT						
0340 FINES , FEES, COSTS, & FORFEITURES						
2861.0340 3768 COUNTY SPECIALTY COURT	1,621.67	1,491.97	1,000.00	1,000.00	2,019.99	1,000.00
0340 FINES , FEES, COSTS, & FORFEITURES	1,621.67	1,491.97	1,000.00	1,000.00	2,019.99	1,000.00
2861 COUNTY SPECIALTY COURT						
0390 MISCELLANEOUS INCOME						
2861.0390 3800 INTEREST INCOME	105.18	214.26	100.00	100.00	247.19	100.00
2861.0390 3999 BUDGETED CARRYOVER (PR YR)	0.00	0.00	5,700.00	5,700.00	0.00	8,400.00
0390 MISCELLANEOUS INCOME	105.18	214.26	5,800.00	5,800.00	247.19	8,500.00
Revenue Total	1,726.85	1,706.23	6,800.00	6,800.00	2,267.18	9,500.00
Expense Total	0.00	0.00	0.00	0.00	0.00	0.00
2861 COUNTY SPECIALTY COURT	1,726.85	1,706.23	6,800.00	6,800.00	2,267.18	9,500.00
2862 TRUANCY COURT						
0340 FINES , FEES, COSTS, & FORFEITURES						
2862.0340 3767 TRUANCY COURT INCOME	0.00	0.00	1.00	1.00	0.00	1.00
0340 FINES , FEES, COSTS, & FORFEITURES	0.00	0.00	1.00	1.00	0.00	1.00
2862 TRUANCY COURT						
0390 MISCELLANEOUS INCOME						
2862.0390 3800 INTEREST INCOME	2.78	4.24	1.00	1.00	3.69	1.00
2862.0390 3999 BUDGETED CARRYOVER (PR YR)	0.00	0.00	100.00	100.00	0.00	100.00
0390 MISCELLANEOUS INCOME	2.78	4.24	101.00	101.00	3.69	101.00
2862 TRUANCY COURT						
0474 TRUANCY COURT FEE						
2862.0474 4200 GENERAL SUPPLIES	0.00	0.00	100.00	100.00	0.00	100.00
0474 TRUANCY COURT FEE	0.00	0.00	100.00	100.00	0.00	100.00
Revenue Total	2.78	4.24	102.00	102.00	3.69	102.00
Expense Total	0.00	0.00	100.00	100.00	0.00	100.00
2862 TRUANCY COURT	2.78	4.24	2.00	2.00	3.69	2.00
2865 LANGUAGE ACCESS FUND						
0340 FINES , FEES, COSTS, & FORFEITURES						
2865.0340 3798 LANGUAGE ACCESS FEE	1,847.40	1,894.62	1,400.00	1,400.00	1,633.62	1,800.00
0340 FINES , FEES, COSTS, & FORFEITURES	1,847.40	1,894.62	1,400.00	1,400.00	1,633.62	1,800.00
2865 LANGUAGE ACCESS FUND						
0390 MISCELLANEOUS INCOME						
2865.0390 3800 INTEREST INCOME	66.01	165.52	50.00	50.00	194.61	100.00
2865.0390 3999 BUDGETED CARRYOVER (PR YR)	0.00	0.00	4,700.00	4,700.00	0.00	6,200.00
0390 MISCELLANEOUS INCOME	66.01	165.52	4,750.00	4,750.00	194.61	6,300.00
2865 LANGUAGE ACCESS FUND						
0463 LANGUAGE ACCESS						
POSITION TITLE	COUNT	GRADE	LINE	SALARY		
0503 INTERPRETER			4003	2,000.00		
2865.0463 4003 TEMP / SEASONAL						
2865.0463 4100 PAYROLL TAXES - CNTY MATCH	0.00	0.00	2,000.00	2,000.00	0.00	2,000.00
2865.0463 4116 RETIREMENT - CNTY CONTRI	0.00	0.00	153.00	153.00	0.00	153.00
2865.0463 4486 INTERPRETATION SERVICES	0.00	0.00	207.00	207.00	0.00	207.00
0463 LANGUAGE ACCESS	0.00	0.00	3,500.00	3,500.00	641.99	3,800.00
Revenue Total	1,913.41	2,060.14	6,150.00	6,150.00	1,828.23	8,100.00
Expense Total	0.00	0.00	5,860.00	5,860.00	641.99	6,160.00
2865 LANGUAGE ACCESS FUND	1,913.41	2,060.14	290.00	290.00	1,186.24	1,940.00
2867 COURT FACILITY FUND						
0340 FINES , FEES, COSTS, & FORFEITURES						
2867.0340 3797 COURT FACILITY FEE	7,116.00	6,010.80	4,000.00	4,000.00	5,217.60	5,000.00
0340 FINES , FEES, COSTS, & FORFEITURES	7,116.00	6,010.80	4,000.00	4,000.00	5,217.60	5,000.00
2867 COURT FACILITY FUND						
0390 MISCELLANEOUS INCOME						
2867.0390 3800 INTEREST INCOME	240.66	592.63	400.00	400.00	702.52	600.00
2867.0390 3999 BUDGETED CARRYOVER (PR YR)	0.00	0.00	16,000.00	16,000.00	0.00	23,000.00
0390 MISCELLANEOUS INCOME	240.66	592.63	16,400.00	16,400.00	702.52	23,600.00
2867 COURT FACILITY FUND						
0464 COURT FACILITY						
2867.0464 4258 BUILDING - REPAIRS & MAINT (not CA)	0.00	0.00	8,000.00	8,000.00	0.00	11,000.00
2867.0464 5506 BLDNGS/BLDNG IMPS OVR5K	0.00	0.00	8,000.00	8,000.00	0.00	12,000.00
0464 COURT FACILITY	0.00	0.00	16,000.00	16,000.00	0.00	23,000.00
Revenue Total	7,356.66	6,603.43	20,400.00	20,400.00	5,920.12	28,600.00
Expense Total	0.00	0.00	16,000.00	16,000.00	0.00	23,000.00
2867 COURT FACILITY FUND	7,356.66	6,603.43	4,400.00	4,400.00	5,920.12	5,600.00
2868 JUSTICE COURT SUPPORT FUND						
0340 FINES , FEES, COSTS, & FORFEITURES						

FINAL BUDGET
ADOPTED SEPTEMBER 8, 2025

31/38

VERSION: 2026.01.R.A, 2026.01.E.A		LEE COUNTY			09/02/2025 09:14:20		
		2023	2024	Original	Amended	2025	2026
Fund Dept Line Description	Actual	Actual	Budget	Budget	Actual	Budget	
0340 FINES , FEES, COSTS, & FORFEITURES							
2868.0340 3799 JUSTICE CRT SUPPORT FD INCOME	6,525.00	8,250.00	6,000.00	6,000.00	7,125.00	8,000.00	
0340 FINES , FEES, COSTS, & FORFEITURES	6,525.00	8,250.00	6,000.00	6,000.00	7,125.00	8,000.00	
2868 JUSTICE COURT SUPPORT FUND							
0390 MISCELLANEOUS INCOME							
2868.0390 3800 INTEREST INCOME	251.14	638.72	100.00	100.00	811.29	200.00	
2868.0390 3999 BUDGETED CARRYOVER (PR YR)	0.00	0.00	18,000.00	18,000.00	0.00	27,000.00	
0390 MISCELLANEOUS INCOME	251.14	638.72	18,100.00	18,100.00	811.29	27,200.00	
2868 JUSTICE COURT SUPPORT FUND							
0462 JUSTICE COURT SUPPORT							
2868.0462 4201 OFFICE SUPPLIES	0.00	0.00	5,000.00	5,000.00	49.90	5,000.00	
2868.0462 4202 FURN & EQUIP (NOT CA)	0.00	0.00	4,000.00	4,000.00	199.99	4,000.00	
2868.0462 4499 MISC OTHER SRVCS & CHRGS	0.00	0.00	10,000.00	10,000.00	0.00	7,000.00	
2868.0462 4500 SERVICE AGREEMENTS	0.00	0.00	5,000.00	5,000.00	0.00	5,000.00	
2868.0462 5516 FURNITURE & EQUIPMENT	0.00	0.00	0.00	0.00	0.00	6,000.00	
0462 JUSTICE COURT SUPPORT	0.00	0.00	24,000.00	24,000.00	249.89	27,000.00	
Revenue Total	6,776.14	8,888.72	24,100.00	24,100.00	7,936.29	35,200.00	
Expense Total	0.00	0.00	24,000.00	24,000.00	249.89	27,000.00	
2868 JUSTICE COURT SUPPORT FUND	6,776.14	8,888.72	100.00	100.00	7,686.40	8,200.00	
2870 COUNTY CLERK ARCHIVE FUND							
0340 FINES , FEES, COSTS, & FORFEITURES							
2870.0340 3769 COUNTY CLRK ARCHIVE FEE	45,405.00	42,480.00	35,000.00	35,000.00	35,830.00	40,000.00	
0340 FINES , FEES, COSTS, & FORFEITURES	45,405.00	42,480.00	35,000.00	35,000.00	35,830.00	40,000.00	
2870 COUNTY CLERK ARCHIVE FUND							
0390 MISCELLANEOUS INCOME							
2870.0390 3800 INTEREST INCOME	8,314.17	13,182.85	5,000.00	5,000.00	12,798.76	10,000.00	
2870.0390 3999 BUDGETED CARRYOVER (PR YR)	0.00	0.00	345,000.00	345,000.00	0.00	400,000.00	
0390 MISCELLANEOUS INCOME	8,314.17	13,182.85	350,000.00	350,000.00	12,798.76	410,000.00	
2870 COUNTY CLERK ARCHIVE FUND							
0403 COUNTY CLERK							
2870.0403 4442 RECORDS ARCHIVE SRVCS & CHARGES	211,924.18	0.00	350,000.00	350,000.00	0.00	400,000.00	
0403 COUNTY CLERK	211,924.18	0.00	350,000.00	350,000.00	0.00	400,000.00	
Revenue Total	53,719.17	55,662.85	385,000.00	385,000.00	48,628.76	450,000.00	
Expense Total	211,924.18	0.00	350,000.00	350,000.00	0.00	400,000.00	
2870 COUNTY CLERK ARCHIVE FUND	-158,205.01	55,662.85	35,000.00	35,000.00	48,628.76	50,000.00	
2872 CRT RECORD PRSVTN FUND (CIVIL)							
0340 FINES , FEES, COSTS, & FORFEITURES							
2872.0340 3748 CRT RECORDS PRESERVATION	210.00	210.00	100.00	100.00	40.00	100.00	
0340 FINES , FEES, COSTS, & FORFEITURES	210.00	210.00	100.00	100.00	40.00	100.00	
2872 CRT RECORD PRSVTN FUND (CIVIL)							
0390 MISCELLANEOUS INCOME							
2872.0390 3800 INTEREST INCOME	40.11	38.28	1.00	1.00	30.70	1.00	
2872.0390 3999 BUDGETED CARRYOVER (PR YR)	0.00	0.00	750.00	750.00	0.00	900.00	
0390 MISCELLANEOUS INCOME	40.11	38.28	751.00	751.00	30.70	901.00	
2872 CRT RECORD PRSVTN FUND (CIVIL)							
0403 COUNTY CLERK							
2872.0403 4455 RECORDS PRSRVTN - COURT	0.00	0.00	500.00	500.00	0.00	450.00	
0403 COUNTY CLERK	0.00	0.00	500.00	500.00	0.00	450.00	
2872 CRT RECORD PRSVTN FUND (CIVIL)							
0450 DISTRICT CLERK							
2872.0450 4455 RECORDS PRSRVTN - COURT	3,000.00	250.00	250.00	250.00	0.00	450.00	
0450 DISTRICT CLERK	3,000.00	250.00	250.00	250.00	0.00	450.00	
Revenue Total	250.11	248.28	851.00	851.00	70.70	1,001.00	
Expense Total	3,000.00	250.00	750.00	750.00	0.00	900.00	
2872 CRT RECORD PRSVTN FUND (CIVIL)	-2,749.89	-1.72	101.00	101.00	70.70	101.00	
2873 DISTRICT CLERK RECORDS PRSRVTN							
0340 FINES , FEES, COSTS, & FORFEITURES							
2873.0340 3748 CRT RECORDS PRESERVATION	11,044.76	9,656.63	7,000.00	7,000.00	8,839.98	8,000.00	
0340 FINES , FEES, COSTS, & FORFEITURES	11,044.76	9,656.63	7,000.00	7,000.00	8,839.98	8,000.00	
2873 DISTRICT CLERK RECORDS PRSRVTN							
0390 MISCELLANEOUS INCOME							
2873.0390 3800 INTEREST INCOME	189.63	530.00	100.00	100.00	748.22	100.00	
2873.0390 3999 BUDGETED CARRYOVER (PR YR)	0.00	0.00	16,000.00	16,000.00	0.00	24,000.00	
0390 MISCELLANEOUS INCOME	189.63	530.00	16,100.00	16,100.00	748.22	24,100.00	
2873 DISTRICT CLERK RECORDS PRSRVTN							
0450 DISTRICT CLERK							
2873.0450 4453 RECORDS PRSRVTN - DST CLERK	10,000.00	0.00	16,000.00	16,000.00	2,751.80	24,000.00	
0450 DISTRICT CLERK	10,000.00	0.00	16,000.00	16,000.00	2,751.80	24,000.00	
Revenue Total	11,234.39	10,186.63	23,100.00	23,100.00	9,588.20	32,100.00	
Expense Total	10,000.00	0.00	16,000.00	16,000.00	2,751.80	24,000.00	

FINAL BUDGET
ADOPTED SEPTEMBER 8, 2025

32/38

VERSION: 2026.01.R.A, 2026.01.E.A

LEE COUNTY

09/02/2025 09:14:20

Fund Dept Line Description	2023 Actual	2024 Actual	Original Budget	Amended Budget	2025 Actual	2026 Budget
2873 DISTRICT CLERK RECORDS PRSRVTN	1,234.39	10,186.63	7,100.00	7,100.00	6,836.40	8,100.00
2876 COUNTY RECORDS MANAGEMENT FUND						
0340 FINES , FEES, COSTS, & FORFEITURES						
2876.0340 3719 RECORD MANAGEMENT FEES	3,192.36	3,226.36	2,500.00	2,500.00	3,165.98	2,500.00
0340 FINES , FEES, COSTS, & FORFEITURES	3,192.36	3,226.36	2,500.00	2,500.00	3,165.98	2,500.00
2876 COUNTY RECORDS MANAGEMENT FUND						
0390 MISCELLANEOUS INCOME						
2876.0390 3800 INTEREST INCOME	73.94	29.11	50.00	50.00	117.01	50.00
2876.0390 3999 BUDGETED CARRYOVER (PR YR)	0.00	0.00	1,000.00	1,000.00	0.00	4,900.00
0390 MISCELLANEOUS INCOME	73.94	29.11	1,050.00	1,050.00	117.01	4,950.00
2876 COUNTY RECORDS MANAGEMENT FUND						
0411 RECORDS MANAGEMENT						
2876.0411 4462 RECORDS MANAGEMENT	10,614.00	424.31	2,000.00	2,000.00	0.00	4,900.00
0411 RECORDS MANAGEMENT	10,614.00	424.31	2,000.00	2,000.00	0.00	4,900.00
Revenue Total	3,266.30	3,255.47	3,550.00	3,550.00	3,282.99	7,450.00
Expense Total	10,614.00	424.31	2,000.00	2,000.00	0.00	4,900.00
2876 COUNTY RECORDS MANAGEMENT FUND	-7,347.70	2,831.16	1,550.00	1,550.00	3,282.99	2,550.00
2878 VITAL STATISTICS PRSRVTN FUND						
0340 FINES , FEES, COSTS, & FORFEITURES						
2878.0340 3779 VITAL STATISTICS	1,103.00	990.00	900.00	900.00	688.00	700.00
0340 FINES , FEES, COSTS, & FORFEITURES	1,103.00	990.00	900.00	900.00	688.00	700.00
2878 VITAL STATISTICS PRSRVTN FUND						
0390 MISCELLANEOUS INCOME						
2878.0390 3800 INTEREST INCOME	117.21	208.05	100.00	100.00	175.61	100.00
2878.0390 3999 BUDGETED CARRYOVER (PR YR)	0.00	0.00	5,600.00	5,600.00	0.00	5,500.00
0390 MISCELLANEOUS INCOME	117.21	208.05	5,700.00	5,700.00	175.61	5,600.00
2878 VITAL STATISTICS PRSRVTN FUND						
0403 COUNTY CLERK						
2878.0403 4456 RECORDS PRSRVTN - VTL STATISTICS	1,095.15	1,095.15	5,600.00	5,600.00	0.00	5,500.00
0403 COUNTY CLERK	1,095.15	1,095.15	5,600.00	5,600.00	0.00	5,500.00
Revenue Total	1,220.21	1,198.05	6,600.00	6,600.00	863.61	6,300.00
Expense Total	1,095.15	1,095.15	5,600.00	5,600.00	0.00	5,500.00
2878 VITAL STATISTICS PRSRVTN FUND	125.06	102.90	1,000.00	1,000.00	863.61	800.00
2880 COURTHOUSE SECURITY FUND						
0340 FINES , FEES, COSTS, & FORFEITURES						
2880.0340 3752 SECURITY - JP2	9,505.90	12,540.81	9,000.00	9,000.00	8,346.55	9,000.00
2880.0340 3753 SECURITY - JP3	2,189.74	1,687.99	1,300.00	1,300.00	1,117.22	1,000.00
2880.0340 3754 SECURITY - JP4	5,304.06	5,154.07	4,200.00	4,200.00	2,879.87	3,000.00
2880.0340 3755 SECURITY - COUNTY CLERK	7,409.30	3,603.30	3,000.00	3,000.00	2,873.10	3,000.00
2880.0340 3756 SECURITY - DIST CLERK	6,340.77	5,340.59	4,000.00	4,000.00	4,655.42	4,000.00
0340 FINES , FEES, COSTS, & FORFEITURES	30,749.77	28,326.76	21,500.00	21,500.00	19,872.16	20,000.00
2880 COURTHOUSE SECURITY FUND						
0390 MISCELLANEOUS INCOME						
2880.0390 3800 INTEREST INCOME	3,317.59	5,808.45	3,000.00	3,000.00	5,668.71	4,000.00
2880.0390 3999 BUDGETED CARRYOVER (PR YR)	0.00	0.00	154,000.00	154,000.00	0.00	110,000.00
0390 MISCELLANEOUS INCOME	3,317.59	5,808.45	157,000.00	157,000.00	5,668.71	114,000.00
2880 COURTHOUSE SECURITY FUND						
0455 COURTHOUSE SECURITY						
POSITION TITLE	COUNT	GRADE	LINE	SALARY		
0500 METAL DETECTOR/SECURITY SCREENING	2		4002	11,200.00		
2880.0455 4002 PART-TIME			7,680.00	1,440.00	11,200.00	11,200.00
2880.0455 4096 ACCRUAL PAYROLL ADJUSTMENT			114.83	200.95	0.00	0.00
2880.0455 4100 PAYROLL TAXES - CNTY MATCH			587.52	110.16	857.00	857.00
2880.0455 4116 RETIREMENT - CNTY CONTRI			0.00	0.00	1,157.00	1,157.00
2880.0455 4120 EMP HEALTH INS - CNTY PAID			14.14	0.00	0.00	0.00
2880.0455 4126 EMP LIFE INS - CNTY PAID			0.00	0.00	100.00	0.00
2880.0455 4200 GENERAL SUPPLIES			7,694.21	0.00	75,000.00	69,135.00
2880.0455 4202 FURN & EQUIP (NOT CA)			0.00	821.95	51,000.00	51,000.00
2880.0455 4299 MISC SUPPLIES & MAINTENANCE			0.00	128.00	5,000.00	10,000.00
2880.0455 5516 FURNITURE & EQUIPMENT			0.00	0.00	10,000.00	10,865.00
0455 COURTHOUSE SECURITY			16,090.70	2,701.06	154,314.00	154,314.00
Revenue Total			34,067.36	34,135.21	178,500.00	178,500.00
Expense Total			16,090.70	2,701.06	154,314.00	154,314.00
2880 COURTHOUSE SECURITY FUND			17,976.66	31,434.15	24,186.00	24,186.00
2885 JUSTICE COURT SECURITY						
0340 FINES , FEES, COSTS, & FORFEITURES						
2885.0340 3752 SECURITY - JP2			178.59	127.86	100.00	100.00
2885.0340 3753 SECURITY - JP3			4.98	9.00	5.00	5.00
2885.0340 3754 SECURITY - JP4			91.41	49.00	20.00	20.00
0340 FINES , FEES, COSTS, & FORFEITURES			274.98	185.86	125.00	125.00

FINAL BUDGET
ADOPTED SEPTEMBER 8, 2025

33/38

LEE COUNTY

09/02/2025 09:14:20

VERSION: 2026.01.R.A, 2026.01.E.A

Fund Dept Line Description	2023 Actual	2024 Actual	Original Budget	Amended Budget	2025 Actual	2026 Budget
2885 JUSTICE COURT SECURITY						
0390 MISCELLANEOUS INCOME						
2885.0390 3800 INTEREST INCOME	58.25	61.28	10.00	10.00	54.80	10.00
2885.0390 3999 BUDGETED CARRYOVER (PR YR)	0.00	0.00	1,100.00	1,100.00	0.00	1,400.00
0390 MISCELLANEOUS INCOME	58.25	61.28	1,110.00	1,110.00	54.80	1,410.00
2885 JUSTICE COURT SECURITY						
0456 JUSTICE COURT SECURITY						
2885.0456 4200 GENERAL SUPPLIES	682.52	0.00	0.00	0.00	0.00	0.00
2885.0456 4202 FURN & EQUIP (NOT CA)	0.00	0.00	700.00	700.00	239.98	700.00
2885.0456 4299 MISC SUPPLIES & MAINTENANCE	0.00	725.19	400.00	400.00	99.99	700.00
0456 JUSTICE COURT SECURITY	682.52	725.19	1,100.00	1,100.00	339.97	1,400.00
Revenue Total	333.23	247.14	1,235.00	1,235.00	194.93	1,512.00
Expense Total	682.52	725.19	1,100.00	1,100.00	339.97	1,400.00
2885 JUSTICE COURT SECURITY	-349.29	-478.05	135.00	135.00	-145.04	112.00
2890 TAX COLLECTOR VIT FUND						
0390 MISCELLANEOUS INCOME						
2890.0390 3800 INTEREST INCOME	87.31	134.34	10.00	10.00	116.96	10.00
2890.0390 3999 BUDGETED CARRYOVER (PR YR)	0.00	0.00	3,200.00	3,200.00	0.00	3,500.00
0390 MISCELLANEOUS INCOME	87.31	134.34	3,210.00	3,210.00	116.96	3,510.00
2890 TAX COLLECTOR VIT FUND						
0499 TAX ASSESSOR / COLLECTOR						
2890.0499 4200 GENERAL SUPPLIES	0.00	0.00	1,600.00	1,600.00	0.00	1,750.00
2890.0499 4202 FURN & EQUIP (NOT CA)	0.00	0.00	1,600.00	1,600.00	0.00	1,750.00
0499 TAX ASSESSOR / COLLECTOR	0.00	0.00	3,200.00	3,200.00	0.00	3,500.00
Revenue Total	87.31	134.34	3,210.00	3,210.00	116.96	3,510.00
Expense Total	0.00	0.00	3,200.00	3,200.00	0.00	3,500.00
2890 TAX COLLECTOR VIT FUND	87.31	134.34	10.00	10.00	116.96	10.00
2891 BLOOD DRAW FUND						
0340 FINES , FEES, COSTS, & FORFEITURES						
2891.0340 3780 BLOOD DRAW	50.00	0.00	1.00	1.00	0.00	0.00
0340 FINES , FEES, COSTS, & FORFEITURES	50.00	0.00	1.00	1.00	0.00	0.00
2891 BLOOD DRAW FUND						
0390 MISCELLANEOUS INCOME						
2891.0390 3800 INTEREST INCOME	5.23	8.22	1.00	1.00	7.16	1.00
2891.0390 3999 BUDGETED CARRYOVER (PR YR)	0.00	0.00	200.00	200.00	0.00	216.00
0390 MISCELLANEOUS INCOME	5.23	8.22	201.00	201.00	7.16	217.00
2891 BLOOD DRAW FUND						
0475 COUNTY ATTORNEY						
2891.0475 5372 BLOOD DRAW	0.00	0.00	200.00	200.00	0.00	216.00
0475 COUNTY ATTORNEY	0.00	0.00	200.00	200.00	0.00	216.00
Revenue Total	55.23	8.22	202.00	202.00	7.16	217.00
Expense Total	0.00	0.00	200.00	200.00	0.00	216.00
2891 BLOOD DRAW FUND	55.23	8.22	2.00	2.00	7.16	1.00
3000 COUNTY ATTORNEY SPECIAL ACCOUNTS						
0390 MISCELLANEOUS INCOME						
3000.0390 3800 INTEREST INCOME	1,895.06	3,055.09	1,000.00	1,000.00	2,696.91	1,000.00
3000.0390 3844 SEIZURE INCOME	24,740.50	4,075.05	3,000.00	3,000.00	10,217.25	3,000.00
3000.0390 3999 BUDGETED CARRYOVER (PR YR)	0.00	0.00	70,000.00	70,000.00	0.00	80,000.00
0390 MISCELLANEOUS INCOME	26,635.56	7,130.14	74,000.00	74,000.00	12,914.16	84,000.00
3000 COUNTY ATTORNEY SPECIAL ACCOUNTS						
0475 COUNTY ATTORNEY						
POSITION TITLE	COUNT	GRADE	LINE	SALARY		
0005 ADMINISTRATIVE ASSISTANT	0		4040	9,000.00		
0008 ASSISTANT CTY ATTORNEY	0		4040	3,000.00		
0009 ASSISTANT CTY ATTORNEY	0		4040	3,000.00		
0015 Supplemental Payment	3		4001			
3000.0475 4001 FULL-TIME			6,750.00	0.00	4,500.00	4,500.00
3000.0475 4040 SUPPLEMENT			0.00	0.00	0.00	0.00
3000.0475 4100 PAYROLL TAXES - CNTY MATCH			483.94	0.00	345.00	345.00
3000.0475 4116 RETIREMENT - CNTY CONTRI			697.41	0.00	465.00	465.00
3000.0475 4202 FURN & EQUIP (NOT CA)			0.00	2,300.00	20,000.00	20,000.00
3000.0475 5111 CONFERENCES, TRAINING, ETC			0.00	0.00	5,000.00	5,000.00
3000.0475 5399 MISC OTHER SRVCS & CHRGS			6,873.00	909.10	17,000.00	17,000.00
3000.0475 5516 FURNITURE & EQUIPMENT			0.00	0.00	26,000.00	26,000.00
0475 COUNTY ATTORNEY	14,804.35	3,209.10	73,310.00	73,310.00	2,558.00	79,698.00
Revenue Total	26,635.56	7,130.14	74,000.00	74,000.00	12,914.16	84,000.00
Expense Total	14,804.35	3,209.10	73,310.00	73,310.00	2,558.00	79,698.00
3000 COUNTY ATTORNEY SPECIAL ACCOUNTS	11,831.21	3,921.04	690.00	690.00	10,356.16	4,302.00
3010 CONTROLLED SUBS. REIMB FUND						

FINAL BUDGET
ADOPTED SEPTEMBER 8, 2025

34/38

VERSION: 2026.01.R.A, 2026.01.E.A		LEE COUNTY		09/02/2025 09:14:20		
Fund Dept Line Description	2023 Actual	2024 Actual	Original Budget	Amended Budget	2025 Actual	2026 Budget
3010 CONTROLLED SUBS. REIMS FUND						
0340 FINES , FEES, COSTS, & FORFEITURES						
3010.0340 3826 REFUNDS / REIMBURSEMENTS	1,380.00	5,875.00	1,000.00	1,000.00	6,210.00	5,000.00
0340 FINES , FEES, COSTS, & FORFEITURES	1,380.00	5,875.00	1,000.00	1,000.00	6,210.00	5,000.00
3010 CONTROLLED SUBS. REIMS FUND						
0390 MISCELLANEOUS INCOME						
3010.0390 3999 BUDGETED CARRYOVER (PR YR)	0.00	0.00	5,900.00	5,900.00	0.00	6,000.00
0390 MISCELLANEOUS INCOME	0.00	0.00	5,900.00	5,900.00	0.00	6,000.00
3010 CONTROLLED SUBS. REIMS FUND						
0475 COUNTY ATTORNEY						
3010.0475 4499 MISC OTHER SRVCS & CHRGS	0.00	0.00	100.00	100.00	0.00	100.00
3010.0475 4506 PROFESSIONAL SERVICES & FEES	0.00	0.00	100.00	100.00	0.00	100.00
3010.0475 5151 INVESTIGATION	0.00	0.00	6,000.00	6,000.00	0.00	6,000.00
0475 COUNTY ATTORNEY	0.00	0.00	6,200.00	6,200.00	0.00	6,200.00
Revenue Total	1,380.00	5,875.00	6,900.00	6,900.00	6,210.00	11,000.00
Expense Total	0.00	0.00	6,200.00	6,200.00	0.00	6,200.00
3010 CONTROLLED SUBS. REIMS FUND	1,380.00	5,875.00	700.00	700.00	6,210.00	4,800.00
3400 SO GAMBLING SEIZURE FUNDS						
0390 MISCELLANEOUS INCOME						
3400.0390 3800 INTEREST INCOME	174.53	360.38	50.00	50.00	340.19	50.00
3400.0390 3999 BUDGETED CARRYOVER (PR YR)	0.00	0.00	3,400.00	3,400.00	0.00	3,800.00
0390 MISCELLANEOUS INCOME	174.53	360.38	3,450.00	3,450.00	340.19	3,850.00
3400 SO GAMBLING SEIZURE FUNDS						
0560 COUNTY SHERIFF						
3400.0560 5399 MISC OTHER SRVCS & CHRGS	0.00	0.00	3,400.00	3,400.00	0.00	3,800.00
0560 COUNTY SHERIFF	0.00	0.00	3,400.00	3,400.00	0.00	3,800.00
Revenue Total	174.53	360.38	3,450.00	3,450.00	340.19	3,850.00
Expense Total	0.00	0.00	3,400.00	3,400.00	0.00	3,800.00
3400 SO GAMBLING SEIZURE FUNDS	174.53	360.38	50.00	50.00	340.19	50.00
3401 CA GAMBLING SEIZURE FUNDS						
0390 MISCELLANEOUS INCOME						
3401.0390 3800 INTEREST INCOME	325.35	735.17	1.00	1.00	693.99	20.00
3401.0390 3844 SEIZURE INCOME	3,304.00	0.00	0.00	0.00	0.00	0.00
3401.0390 3999 BUDGETED CARRYOVER (PR YR)	0.00	0.00	7,000.00	7,000.00	0.00	1,000.00
0390 MISCELLANEOUS INCOME	3,629.35	735.17	7,001.00	7,001.00	693.99	1,020.00
3401 CA GAMBLING SEIZURE FUNDS						
0475 COUNTY ATTORNEY						
3401.0475 4202 FURN & EQUIP (NOT CA)	0.00	0.00	2,000.00	6,700.00	6,695.00	500.00
3401.0475 5399 MISC OTHER SRVCS & CHRGS	0.00	0.00	5,000.00	300.00	0.00	500.00
0475 COUNTY ATTORNEY	0.00	0.00	7,000.00	7,000.00	6,695.00	1,000.00
Revenue Total	3,629.35	735.17	7,001.00	7,001.00	693.99	1,020.00
Expense Total	0.00	0.00	7,000.00	7,000.00	6,695.00	1,000.00
3401 CA GAMBLING SEIZURE FUNDS	3,629.35	735.17	1.00	1.00	-6,001.01	20.00
3500 HAVA GRANT						
0390 MISCELLANEOUS INCOME						
3500.0390 3800 INTEREST INCOME	1,172.99	2,421.94	500.00	500.00	2,286.28	1,000.00
3500.0390 3999 BUDGETED CARRYOVER (PR YR)	0.00	0.00	23,000.00	23,000.00	0.00	26,000.00
0390 MISCELLANEOUS INCOME	1,172.99	2,421.94	23,500.00	23,500.00	2,286.28	27,000.00
3500 HAVA GRANT						
0496 HAVA GRANT						
3500.0496 4202 FURN & EQUIP (NOT CA)	0.00	0.00	6,000.00	6,000.00	0.00	6,000.00
3500.0496 5399 MISC OTHER SRVCS & CHRGS	2.00	0.00	8,000.00	8,000.00	0.00	8,000.00
3500.0496 5516 FURNITURE & EQUIPMENT	0.00	0.00	9,000.00	9,000.00	0.00	12,000.00
0496 HAVA GRANT	2.00	0.00	23,000.00	23,000.00	0.00	26,000.00
Revenue Total	1,172.99	2,421.94	23,500.00	23,500.00	2,286.28	27,000.00
Expense Total	2.00	0.00	23,000.00	23,000.00	0.00	26,000.00
3500 HAVA GRANT	1,170.99	2,421.94	500.00	500.00	2,286.28	1,000.00
3600 FLETCHER BUILDINGS						
0390 MISCELLANEOUS INCOME						
3600.0390 3800 INTEREST INCOME	1,172.73	1,711.24	1,000.00	1,000.00	1,750.12	1,000.00
3600.0390 3809 INSURANCE SETTLEMENT	0.00	467.82	0.00	0.00	0.00	0.00
3600.0390 3826 REFUNDS / REIMBURSEMENTS	5,754.55	5,660.42	4,000.00	4,000.00	3,919.07	4,000.00
3600.0390 3838 RENTAL INCOME	680.00	975.00	500.00	500.00	550.00	500.00
3600.0390 3999 BUDGETED CARRYOVER (PR YR)	0.00	0.00	40,000.00	40,000.00	0.00	40,000.00
0390 MISCELLANEOUS INCOME	7,607.28	8,814.48	45,500.00	45,500.00	6,219.19	45,500.00
3600 FLETCHER BUILDINGS						
0391 TRANSFERS IN						
3600.0391 3900 TRANSFERS FROM GENERAL FUND	0.00	10,000.00	10,000.00	10,000.00	0.00	10,000.00
0391 TRANSFERS IN	0.00	10,000.00	10,000.00	10,000.00	0.00	10,000.00
3600 FLETCHER BUILDINGS						

FINAL BUDGET
ADOPTED SEPTEMBER 8, 2025

35/38

LEE COUNTY

09/02/2025 09:14:20

VERSION: 2026.01.R.A, 2026.01.E.A

Fund Dept Line Description	2023 Actual	2024 Actual	Original Budget	Amended Budget	2025 Actual	2026 Budget
3600 FLETCHER BUILDINGS						
0531 FLETCHER BUILDING						
3600.0531 4202 FURN & EQUIP (NOT CA)	0.00	75.00	400.00	400.00	0.00	400.00
3600.0531 4231 ELEVATOR EXPENSES	275.00	389.36	500.00	500.00	0.00	500.00
3600.0531 4258 BUILDING - REPAIRS & MAINT (not CA)	254.71	396.57	15,000.00	15,000.00	991.92	15,000.00
3600.0531 4259 HEAT/AIR REPAIR & MAINT-not CA	116.52	43.13	10,000.00	10,000.00	94.90	10,000.00
3600.0531 4300 UTILITIES	7,975.22	7,664.41	9,000.00	9,000.00	6,232.30	9,000.00
3600.0531 5399 MISC OTHER SRVCS & CHRGS	577.48	651.58	11,000.00	11,000.00	561.24	11,000.00
3600.0531 5516 FURNITURE & EQUIPMENT	0.00	0.00	5,000.00	5,000.00	0.00	5,000.00
0531 FLETCHER BUILDING	9,198.93	9,220.05	50,900.00	50,900.00	7,880.36	50,900.00
Revenue Total	7,607.28	18,814.48	55,500.00	55,500.00	6,219.19	55,500.00
Expense Total	9,198.93	9,220.05	50,900.00	50,900.00	7,880.36	50,900.00
3600 FLETCHER BUILDINGS	-1,591.65	9,594.43	4,600.00	4,600.00	-1,661.17	4,600.00
3700 ELECTION CONTRACT FUND						
0390 MISCELLANEOUS INCOME						
3700.0390 3826 REFUNDS / REIMBURSEMENTS	43,665.53	52,075.77	0.00	0.00	42,669.85	0.00
0390 MISCELLANEOUS INCOME	43,665.53	52,075.77	0.00	0.00	42,669.85	0.00
3700 ELECTION CONTRACT FUND						
0490 ELECTIONS						
3700.0490 4211 ELECTION SERVICES / CONTRACTS	5,441.05	7,143.03	0.00	0.00	10,037.52	0.00
0490 ELECTIONS	5,441.05	7,143.03	0.00	0.00	10,037.52	0.00
Revenue Total	43,665.53	52,075.77	0.00	0.00	42,669.85	0.00
Expense Total	5,441.05	7,143.03	0.00	0.00	10,037.52	0.00
3700 ELECTION CONTRACT FUND	38,224.48	44,932.74	0.00	0.00	32,632.33	0.00
3900 LEE COUNTY FLOOD GRANT						
0330 GRANTS & AID / REVN SHARING						
3900.0330 3316 STATE - FLOOD GRANT	149,775.56	0.00	0.00	0.00	0.00	0.00
0330 GRANTS & AID / REVN SHARING	149,775.56	0.00	0.00	0.00	0.00	0.00
3900 LEE COUNTY FLOOD GRANT						
0390 MISCELLANEOUS INCOME						
3900.0390 3800 INTEREST INCOME	3,259.21	5,774.54	0.00	0.00	5.11	0.00
3900.0390 3999 BUDGETED CARRYOVER (PR YR)	0.00	0.00	0.00	0.00	0.00	721.00
0390 MISCELLANEOUS INCOME	3,259.21	5,774.54	0.00	0.00	5.11	721.00
3900 LEE COUNTY FLOOD GRANT						
0391 TRANSFERS IN						
3900.0391 3900 TRANSFERS FROM GENERAL FUND	138,028.23	436.75	0.00	0.00	0.00	0.00
3900.0391 3902 TRANSFERS FROM R&B 2	0.00	4,470.00	0.00	0.00	0.00	0.00
3900.0391 3903 TRANSFERS FROM R&B 3	0.00	4,470.00	0.00	0.00	0.00	0.00
0391 TRANSFERS IN	138,028.23	9,376.75	0.00	0.00	0.00	0.00
3900 LEE COUNTY FLOOD GRANT						
0539 PURCHASING / BUYOUT						
3900.0539 4431 ADVERTISING	226.32	0.00	0.00	0.00	0.00	0.00
3900.0539 5399 MISC OTHER SRVCS & CHRGS	45,102.62	0.00	0.00	0.00	0.00	0.00
3900.0539 5505 LAND - PURCHASE / BUYOUT	104,925.61	0.00	0.00	0.00	0.00	0.00
0539 PURCHASING / BUYOUT	150,254.55	0.00	0.00	0.00	0.00	0.00
3900 LEE COUNTY FLOOD GRANT						
0700 TRANSFERS OUT						
3900.0700 7001 TRANSFER TO GENERAL FUND	0.00	160,695.13	0.00	0.00	0.00	721.00
0700 TRANSFERS OUT	0.00	160,695.13	0.00	0.00	0.00	721.00
Revenue Total	291,063.00	15,151.29	0.00	0.00	5.11	721.00
Expense Total	150,254.55	160,695.13	0.00	0.00	0.00	721.00
3900 LEE COUNTY FLOOD GRANT	140,808.45	-145,543.84	0.00	0.00	5.11	0.00
4001 AMERICAN RESCUE PLAN ACT						
0390 MISCELLANEOUS INCOME						
4001.0390 3800 INTEREST INCOME	44,473.80	30,541.44	0.00	0.00	4,969.61	0.00
4001.0390 3999 BUDGETED CARRYOVER (PR YR)	0.00	0.00	143,851.00	143,851.00	0.00	99,475.00
0390 MISCELLANEOUS INCOME	44,473.80	30,541.44	143,851.00	143,851.00	4,969.61	99,475.00
4001 AMERICAN RESCUE PLAN ACT						
0409 NON-DEPARTMENTAL						
4001.0409 4001 FULL-TIME	63,000.00	43,500.00	0.00	0.00	0.00	0.00
4001.0409 4096 ACCRUAL PAYROLL ADJUSTMENT	391.01	1,425.59	0.00	0.00	0.00	0.00
4001.0409 4100 PAYROLL TAXES - CNTY MATCH	4,819.56	3,327.78	0.00	0.00	0.00	0.00
4001.0409 4116 RETIREMENT - CNTY CONTRI	6,507.96	4,493.57	0.00	0.00	0.00	0.00
4001.0409 4126 EMP LIFE INS - CNTY PAID	139.68	97.90	0.00	0.00	0.00	0.00
4001.0409 4239 GRANT EXPENSES	39,675.00	33,400.00	50,100.00	50,100.00	50,100.00	0.00
4001.0409 4667 AMBULANCE SERVICES	186,339.62	2,415.00	0.00	0.00	0.00	0.00
4001.0409 5351 AID TO NONPROFIT - GIDDINGS VFD	10,000.00	0.00	0.00	0.00	0.00	0.00
4001.0409 5352 AID TO NONPROFIT - LEXINGTON VFD	10,000.00	0.00	0.00	0.00	0.00	0.00
4001.0409 5353 AID TO NONPROFIT - DIME BOX VFD	10,000.00	0.00	0.00	0.00	0.00	0.00
4001.0409 5354 AID TO NONPROFIT - S LEE CNTY VFD	10,000.00	0.00	0.00	0.00	0.00	0.00
4001.0409 5355 AID TO NONPROFIT - FEDOR	10,000.00	0.00	0.00	0.00	0.00	0.00
4001.0409 5356 AID TO NON-PROFIT - LINCOLN VFD	10,000.00	0.00	0.00	0.00	0.00	0.00
4001.0409 5357 AID TO NON-PROFIT - TANGLEWOOD VFD	10,000.00	0.00	0.00	0.00	0.00	0.00
4001.0409 5358 AID TO NON-PROFIT - BLUE VFD	10,000.00	0.00	0.00	0.00	0.00	0.00

FINAL BUDGET
ADOPTED SEPTEMBER 8, 2025

36/38

LEE COUNTY

09/02/2025 09:14:20

VERSION: 2026.01.R.A, 2026.01.E.A

Fund Dept Line Description	2023 Actual	2024 Actual	Original Budget	Amended Budget	2025 Actual	2026 Budget
4001 AMERICAN RESCUE PLAN ACT						
0409 NON-DEPARTMENTAL						
4001.0409 5359 AID TO NON-PROFIT - POST OAK VFD	10,000.00	0.00	0.00	0.00	0.00	0.00
4001.0409 5501 CAPITAL ASSETS OVR 5K	517,486.89	841,972.56	751.00	751.00	750.56	0.00
4001.0409 5517 VEHICLES OVR 5K	0.00	74,249.44	0.00	0.00	0.00	0.00
0409 NON-DEPARTMENTAL	908,359.72	1,004,881.84	50,851.00	50,851.00	50,850.56	0.00
4001 AMERICAN RESCUE PLAN ACT						
0700 TRANSFERS OUT						
4001.0700 7001 TRANSFER TO GENERAL FUND	0.00	0.00	93,000.00	93,000.00	0.00	99,475.00
0700 TRANSFERS OUT	0.00	0.00	93,000.00	93,000.00	0.00	99,475.00
Revenue Total	44,473.80	30,541.44	143,851.00	143,851.00	4,969.61	99,475.00
Expense Total	908,359.72	1,004,881.84	143,851.00	143,851.00	50,850.56	99,475.00
4001 AMERICAN RESCUE PLAN ACT	-863,885.92	-974,340.40	0.00	0.00	-45,880.95	0.00
4002 LOCAL ASSISTANCE AND TRIBAL CONSISTENCY FUND						
0330 GRANTS & AID / REVN SHARING						
4002.0330 3261 FEDERAL-LATCF	100,000.00	0.00	0.00	0.00	0.00	0.00
0330 GRANTS & AID / REVN SHARING	100,000.00	0.00	0.00	0.00	0.00	0.00
4002 LOCAL ASSISTANCE AND TRIBAL CONSISTENCY FUND						
0390 MISCELLANEOUS INCOME						
4002.0390 3999 BUDGETED CARRYOVER (PR YR)	0.00	0.00	270.00	270.00	0.00	0.00
0390 MISCELLANEOUS INCOME	0.00	0.00	270.00	270.00	0.00	0.00
4002 LOCAL ASSISTANCE AND TRIBAL CONSISTENCY FUND						
0409 GRANT EXPENSES						
4002.0409 4239 GRANT EXPENSES	0.00	0.00	100.00	0.00	0.00	0.00
4002.0409 5399 MISC OTHER SRVCS & CHRGS	0.00	0.00	100.00	0.00	0.00	0.00
4002.0409 5509 INFRASTRUCTURE OVR 5K	0.00	0.00	0.00	270.00	270.00	0.00
4002.0409 5516 FURNITURE & EQUIPMENT	0.00	99,730.00	70.00	0.00	0.00	0.00
0409 GRANT EXPENSES	0.00	99,730.00	270.00	270.00	270.00	0.00
Revenue Total	100,000.00	0.00	270.00	270.00	0.00	0.00
Expense Total	0.00	99,730.00	270.00	270.00	270.00	0.00
4002 LOCAL ASSISTANCE AND TRIBAL CONSISTENCY FUND	100,000.00	-99,730.00	0.00	0.00	-270.00	0.00
4050 OPIOID ABATEMENT SETTLEMENT						
0330 GRANTS & AID / REVN SHARING						
4050.0330 3804 PROCEEDS FROM SETTLEMENT	9,561.25	1,860.07	0.00	0.00	9,074.40	0.00
0330 GRANTS & AID / REVN SHARING	9,561.25	1,860.07	0.00	0.00	9,074.40	0.00
4050 OPIOID ABATEMENT SETTLEMENT						
0390 MISCELLANEOUS INCOME						
4050.0390 3999 BUDGETED CARRYOVER (PR YR)	0.00	0.00	11,421.00	11,421.00	0.00	20,495.00
0390 MISCELLANEOUS INCOME	0.00	0.00	11,421.00	11,421.00	0.00	20,495.00
4050 OPIOID ABATEMENT SETTLEMENT						
0409 NON-DEPARTMENTAL						
4050.0409 4506 PROFESSIONAL SERVICES & FEES	0.00	0.00	4,800.00	4,800.00	0.00	5,000.00
4050.0409 5267 CONTINGENCY	0.00	0.00	3,521.00	3,521.00	0.00	5,495.00
4050.0409 5399 MISC OTHER SRVCS & CHRGS	0.00	0.00	3,100.00	3,100.00	0.00	10,000.00
0409 NON-DEPARTMENTAL	0.00	0.00	11,421.00	11,421.00	0.00	20,495.00
Revenue Total	9,561.25	1,860.07	11,421.00	11,421.00	9,074.40	20,495.00
Expense Total	0.00	0.00	11,421.00	11,421.00	0.00	20,495.00
4050 OPIOID ABATEMENT SETTLEMENT	9,561.25	1,860.07	0.00	0.00	9,074.40	0.00
4060 RURAL SHERIFF'S OFFICE ASST GRANT						
0330 GRANTS & AID / REVN SHARING						
4060.0330 3330 STATE - RURAL S/O SALARY ASST GRANT PROG	0.00	350,000.00	350,000.00	350,000.00	350,000.00	350,000.00
0330 GRANTS & AID / REVN SHARING	0.00	350,000.00	350,000.00	350,000.00	350,000.00	350,000.00
4060 RURAL SHERIFF'S OFFICE ASST GRANT						
0390 MISCELLANEOUS INCOME						
4060.0390 3800 INTEREST INCOME	0.00	3,769.43	0.00	0.00	0.00	0.00
4060.0390 3999 BUDGETED CARRYOVER (PR YR)	0.00	0.00	2,900.00	2,900.00	0.00	4,000.00
0390 MISCELLANEOUS INCOME	0.00	3,769.43	2,900.00	2,900.00	0.00	4,000.00
4060 RURAL SHERIFF'S OFFICE ASST GRANT						
0391 TRANSFERS IN						
4060.0391 3900 TRANSFERS FROM GENERAL FUND	0.00	0.00	100,000.00	100,000.00	23,167.66	50,000.00
0391 TRANSFERS IN	0.00	0.00	100,000.00	100,000.00	23,167.66	50,000.00
4060 RURAL SHERIFF'S OFFICE ASST GRANT						
0560 COUNTY SHERIFF						
POSITION TITLE	COUNT	GRADE	LINE	SALARY		
0001 COUNTY SHERIFF	1		4040	7,000.00		
0014 SHERIFF'S CHIEF DEPUTY	1		4040	11,000.00		
0018 ADMINISTRATIVE SERVICES SPECIALIST	1		4040			
0031 SHERIFF'S CAPTAIN	1		4040	16,000.00		
0032 SHERIFF'S LIEUTENANT	0		4040	16,000.00		
0033 SHERIFF'S SERGEANT	4		4040	24,000.00		
0034 CID SERGEANT	3		4040			

FINAL BUDGET
ADOPTED SEPTEMBER 8, 2025

37/38

VERSION: 2026.01.R.A, 2026.01.E.A

LEE COUNTY

09/02/2025 09:14:20

Fund Dept Line Description	2023 Actual	2024 Actual	Original Budget	Amended Budget	2025 Actual	2026 Budget
4060 RURAL SHERIFF'S OFFICE ASST GRANT						
0560 COUNTY SHERIFF						
0035 SHERIFF'S DEPUTY 11 4040	49,500.00					
0036 SRO - SAFETY RESOURCE OFFICER 1 4040	4,500.00					
0038 CADET - DEPUTY 1 4040	4,500.00					
0040 DISPATCH SUPERVISOR 1 4040						
0042 DISPATCHER 6 4040						
4060.0560 4040 SUPPLEMENT	0.00	0.00	153,000.00	153,000.00	114,832.81	132,500.00
4060.0560 4096 ACCRUAL PAYROLL ADJUSTMENT	0.00	3,861.28	0.00	0.00	0.00	0.00
4060.0560 4100 PAYROLL TAXES - CNTY MATCH	0.00	0.00	11,705.00	11,705.00	8,460.01	10,137.00
4060.0560 4116 RETIREMENT - CNTY CONTRI	0.00	0.00	15,805.00	15,805.00	11,862.17	13,688.00
4060.0560 4126 EMP LIFE INS - CNTY PAID	0.00	0.00	414.00	414.00	0.00	0.00
4060.0560 4202 FURN & EQUIP (NOT CA)	0.00	8,033.28	10,000.00	12,000.00	11,280.27	10,000.00
4060.0560 4434 GRANT BALANCE REPAYMENT	0.00	0.00	2,900.00	2,900.00	0.00	4,000.00
4060.0560 5516 FURNITURE & EQUIPMENT	0.00	39,681.04	10,000.00	8,000.00	0.00	10,000.00
4060.0560 5517 VEHICLES OVR 5K	0.00	302,285.42	10,722.00	10,722.00	3,800.00	35,637.00
0560 COUNTY SHERIFF	0.00	353,861.02	214,546.00	214,546.00	150,235.26	215,962.00

4060 RURAL SHERIFF'S OFFICE ASST GRANT
0562 JAIL OPERATIONS

POSITION TITLE		COUNT	GRADE	LINE	SALARY			
0033	JAIL SERGEANT	3		4040	9,000.00			
0036	JAIL ADMINISTRATOR	1		4040	4,000.00			
0050	JAIL LIEUTENANT	1		4040	3,000.00			
0054	JAIL CORPORAL	1		4040	6,000.00			
0055	JAILER	14		4040	84,000.00			
0056	JAIL MAINTENANCE	1		4040	3,000.00			
0059	JAIL COOK	2		4040	8,000.00			
4060.0562	4040 SUPPLEMENT			0.00	0.00	117,000.00	117,000.00	101,249.89
4060.0562	4100 PAYROLL TAXES - CNTY MATCH			0.00	0.00	8,951.00	8,951.00	7,642.24
4060.0562	4116 RETIREMENT - CNTY CONTRI			0.00	0.00	12,087.00	12,087.00	10,387.92
4060.0562	4126 EMP LIFE INS - CNTY PAID			0.00	0.00	316.00	316.00	0.00
0562 JAIL OPERATIONS				0.00	0.00	138,354.00	138,354.00	119,280.05
								138,038.00

4060 RURAL SHERIFF'S OFFICE ASST GRANT
0700 TRANSFERS OUT

4060.0700 7001 TRANSFER TO GENERAL FUND	0.00	0.00	100,000.00	100,000.00	23,167.66	50,000.00
0700 TRANSFERS OUT	0.00	0.00	100,000.00	100,000.00	23,167.66	50,000.00

Revenue Total	0.00	353,769.43	452,900.00	452,900.00	373,167.66	404,000.00
Expense Total	0.00	353,861.02	452,900.00	452,900.00	292,682.97	404,000.00

4060 RURAL SHERIFF'S OFFICE ASST GRANT	0.00	-91.59	0.00	0.00	80,484.69	0.00
---	-------------	---------------	-------------	-------------	------------------	-------------

4061 RURAL PROSECUTOR'S OFFICE SALARY ASST GRANT

0330 GRANTS & AID / REVN SHARING						
4061.0330 3331 STATE - RURAL PROSECUTOR'S OFFICE SALARY	0.00	175,000.00	175,000.00	175,000.00	175,000.00	175,000.00
0330 GRANTS & AID / REVN SHARING	0.00	175,000.00	175,000.00	175,000.00	175,000.00	175,000.00

4061 RURAL PROSECUTOR'S OFFICE SALARY ASST GRANT

0390 MISCELLANEOUS INCOME						
4061.0390 3800 INTEREST INCOME	0.00	2,791.88	0.00	0.00	0.00	0.00
4061.0390 3999 BUDGETED CARRYOVER (PR YR)	0.00	0.00	91,100.00	91,100.00	0.00	178,849.00
0390 MISCELLANEOUS INCOME	0.00	2,791.88	91,100.00	91,100.00	0.00	178,849.00

4061 RURAL PROSECUTOR'S OFFICE SALARY ASST GRANT

0391 TRANSFERS IN						
4061.0391 3900 TRANSFERS FROM GENERAL FUND	0.00	80,687.19	60,000.00	60,000.00	22,979.53	50,000.00
0391 TRANSFERS IN	0.00	80,687.19	60,000.00	60,000.00	22,979.53	50,000.00

4061 RURAL PROSECUTOR'S OFFICE SALARY ASST GRANT

0475 COUNTY ATTORNEY

POSITION TITLE		COUNT	GRADE	LINE	SALARY					
0008	ASSISTANT CTY ATTY	3		4001	94,350.00					
0009	ASSISTANT CTY ATTORNEY	2		4040	17,000.00					
0016	INVESTIGATOR	2		4003	22,000.00					
0017	VICTIM ASSISTANCE COORDINATOR	3		4040	10,300.00					
4061.0475	4001 FULL-TIME			0.00	73,500.00	125,000.00	130,000.00	78,250.00	94,350.00	
4061.0475	4003 TEMP / SEASONAL			0.00	0.00	25,000.00	20,000.00	175.00	22,000.00	
4061.0475	4020 ANNUAL SALARY ADJUSTMENT			0.00	0.00	0.00	0.00	0.00	650.00	
4061.0475	4040 SUPPLEMENT			0.00	0.00	0.00	0.00	0.00	27,300.00	
4061.0475	4096 ACCRUAL PAYROLL ADJUSTMENT			0.00	1,541.67	0.00	0.00	0.00	0.00	
4061.0475	4100 PAYROLL TAXES - CNTY MATCH			0.00	5,467.04	11,475.00	11,475.00	5,931.11	11,039.00	
4061.0475	4116 RETIREMENT - CNTY CONTRI			0.00	7,592.58	12,913.00	12,913.00	8,083.25	19,144.00	
4061.0475	4123 EMPL DENTAL INS - COUNTY PAID			0.00	0.00	0.00	0.00	23.36	314.00	
4061.0475	4126 EMP LIFE INS - CNTY PAID			0.00	0.00	612.00	612.00	16.88	203.00	
4061.0475	4434 GRANT BALANCE REPAYMENT			0.00	0.00	91,100.00	91,100.00	0.00	204,288.00	
0475 COUNTY ATTORNEY				0.00	88,101.29	266,100.00	266,100.00	92,479.60	379,288.00	

4061 RURAL PROSECUTOR'S OFFICE SALARY ASST GRANT

0700 TRANSFERS OUT						
4061.0700 7001 TRANSFER TO GENERAL FUND	0.00	57,707.66	60,000.00	60,000.00	0.00	24,561.00
0700 TRANSFERS OUT	0.00	57,707.66	60,000.00	60,000.00	0.00	24,561.00

FINAL BUDGET
ADOPTED SEPTEMBER 8, 2025

38/38

VERSION: 2026.01.R.A, 2026.01.E.A

LEE COUNTY

09/02/2025 09:14:20

Fund Dept Line Description	2023 Actual	2024 Actual	Original Budget	Amended Budget	2025 Actual	2026 Budget
Revenue Total	0.00	258,479.07	326,100.00	326,100.00	197,979.53	403,849.00
Expense Total	0.00	145,808.95	326,100.00	326,100.00	92,479.60	403,849.00
4061 RURAL PROSECUTOR'S OFFICE SALARY ASST GRANT	0.00	112,670.12	0.00	0.00	105,499.93	0.00
4070 VETERAN CNTY SERVICE OFFICE GRANT						
0330 GRANTS & AID / REVN SHARING						
4070.0330 3350 STATE - VETERAN CNTY SERVICE OFFICE GRAN	0.00	0.00	0.00	0.00	0.00	1.00
0330 GRANTS & AID / REVN SHARING	0.00	0.00	0.00	0.00	0.00	1.00
4070 VETERAN CNTY SERVICE OFFICE GRANT						
0391 TRANSFERS IN						
4070.0391 3900 TRANSFERS FROM GENERAL FUND	0.00	0.00	0.00	0.00	0.00	20,000.00
0391 TRANSFERS IN	0.00	0.00	0.00	0.00	0.00	20,000.00
4070 VETERAN CNTY SERVICE OFFICE GRANT						
0405 VETERAN'S OFFICE						
4070.0405 4201 OFFICE SUPPLIES	0.00	0.00	0.00	0.00	0.00	1,000.00
4070.0405 4240 FUEL	0.00	0.00	0.00	0.00	0.00	2,500.00
4070.0405 4246 PARTS/SUPPLIES / REPAIRS(VHCL)	0.00	0.00	0.00	0.00	0.00	2,500.00
4070.0405 4433 REQUIRED PUBLIC NOTICES	0.00	0.00	0.00	0.00	0.00	1,000.00
4070.0405 4540 TECHNOLOGY ASSISTANCE	0.00	0.00	0.00	0.00	0.00	5,000.00
4070.0405 4545 ELDERLY CARE	0.00	0.00	0.00	0.00	0.00	8,000.00
0405 VETERAN'S OFFICE	0.00	0.00	0.00	0.00	0.00	20,000.00
Revenue Total	0.00	0.00	0.00	0.00	0.00	20,001.00
Expense Total	0.00	0.00	0.00	0.00	0.00	20,000.00
4070 VETERAN CNTY SERVICE OFFICE GRANT	0.00	0.00	0.00	0.00	0.00	1.00
6000 INTEREST & SINKING						
0310 TAXES						
6000.0310 3000 AD VALOREM - CURRENT	746,485.38	737,503.01	616,379.00	616,379.00	616,326.24	691,406.00
6000.0310 3010 DELINQUENT AD VALOREM TAXES	15,350.79	20,160.53	15,000.00	15,000.00	12,752.35	10,000.00
0310 TAXES	761,836.17	757,663.54	631,379.00	631,379.00	629,078.59	701,406.00
6000 INTEREST & SINKING						
0390 MISCELLANEOUS INCOME						
6000.0390 3800 INTEREST INCOME	15,285.00	21,146.29	5,000.00	5,000.00	17,744.36	10,000.00
6000.0390 3999 BUDGETED CARRYOVER (PR YR)	0.00	0.00	150,000.00	150,000.00	0.00	100,000.00
0390 MISCELLANEOUS INCOME	15,285.00	21,146.29	155,000.00	155,000.00	17,744.36	110,000.00
6000 INTEREST & SINKING						
0681 INTEREST & SINKING EXPENSES						
6000.0681 5408 PRINCIPAL - GENERAL OBLIG REFUND	635,000.00	650,000.00	665,000.00	665,000.00	665,000.00	665,000.00
6000.0681 5428 INTEREST - GENERAL OBLIG REFUND	77,140.00	62,408.00	47,328.00	47,328.00	47,328.00	47,328.00
0681 INTEREST & SINKING EXPENSES	712,140.00	712,408.00	712,328.00	712,328.00	712,328.00	712,328.00
Revenue Total	777,121.17	778,809.83	786,379.00	786,379.00	646,822.95	811,406.00
Expense Total	712,140.00	712,408.00	712,328.00	712,328.00	712,328.00	712,328.00
6000 INTEREST & SINKING	64,981.17	66,401.83	74,051.00	74,051.00	-65,505.05	99,078.00
7000 CAPITAL IMPROVEMENTS						
0390 MISCELLANEOUS INCOME						
7000.0390 3999 BUDGETED CARRYOVER (PR YR)	0.00	0.00	645,365.00	645,365.00	0.00	589,490.00
0390 MISCELLANEOUS INCOME	0.00	0.00	645,365.00	645,365.00	0.00	589,490.00
7000 CAPITAL IMPROVEMENTS						
0511 COURTHOUSE						
7000.0511 5506 BLDNGS/BLDNG IMPS OVR5K	0.00	0.00	400,000.00	400,000.00	0.00	389,490.00
0511 COURTHOUSE	0.00	0.00	400,000.00	400,000.00	0.00	389,490.00
7000 CAPITAL IMPROVEMENTS						
0535 LEE COUNTY ANNEX						
7000.0535 5506 BLDNGS/BLDNG IMPS OVR5K	0.00	0.00	245,365.00	245,365.00	11,075.00	200,000.00
0535 LEE COUNTY ANNEX	0.00	0.00	245,365.00	245,365.00	11,075.00	200,000.00
7000 CAPITAL IMPROVEMENTS						
0536 SHERIFF'S OFFICE						
7000.0536 5506 BLDNGS/BLDNG IMPS OVR5K	138,000.00	0.00	0.00	0.00	0.00	0.00
0536 SHERIFF'S OFFICE	138,000.00	0.00	0.00	0.00	0.00	0.00
Revenue Total	0.00	0.00	645,365.00	645,365.00	0.00	589,490.00
Expense Total	138,000.00	0.00	645,365.00	645,365.00	11,075.00	589,490.00
7000 CAPITAL IMPROVEMENTS	-138,000.00	0.00	0.00	0.00	-11,075.00	0.00
Revenue Total	23,202,591.14	24,201,791.05	37,929,958.00	37,929,958.00	24,014,889.47	35,720,377.00
Expense Total	26,036,470.42	24,478,187.44	37,457,147.00	37,457,147.00	21,657,480.56	35,095,875.00
GRAND TOTAL	-2,833,879.28	-276,396.39	472,811.00	472,811.00	2,357,408.91	624,502.00

SECTION III

2025 TAX RATE CALCULATION WORKSHEETS

2025 Tax Rate Calculation Worksheet

Taxing Units Other Than School Districts or Water Districts

Form 50-856

Taxing Unit Name

Phone (area code and number)

Taxing Unit's Address, City, State, ZIP Code

Taxing Unit's Website Address

GENERAL INFORMATION: Tax Code Section 26.04(c) requires an officer or employee designated by the governing body to calculate the no-new-revenue (NNR) tax rate and voter-approval tax rate for the taxing unit. These tax rates are expressed in dollars per \$100 of taxable value calculated. The calculation process starts after the chief appraiser delivers to the taxing unit the certified appraisal roll and the estimated values of properties under protest. The designated officer or employee shall certify that the officer or employee has accurately calculated the tax rates and used values shown for the certified appraisal roll or certified estimate. The officer or employee submits the rates to the governing body by Aug. 7 or as soon thereafter as practicable.

School districts do not use this form, but instead use Comptroller Form 50-859 *Tax Rate Calculation Worksheet, School District without Chapter 313 Agreements* or Comptroller Form 50-884 *Tax Rate Calculation Worksheet, School District with Chapter 313 Agreements*.

Water districts as defined under Water Code Section 49.001(1) do not use this form, but instead use Comptroller Form 50-858 *Water District Voter-Approval Tax Rate Worksheet for Low Tax Rate and Developing Districts* or Comptroller Form 50-860 *Developed Water District Voter-Approval Tax Rate Worksheet*.

The Comptroller's office provides this worksheet to assist taxing units in determining tax rates. The information provided in this worksheet is offered as technical assistance and not legal advice. Taxing units should consult legal counsel for interpretations of law regarding tax rate preparation and adoption.

SECTION 1: No-New-Revenue Tax Rate

The NNR tax rate enables the public to evaluate the relationship between taxes for the prior year and for the current year based on a tax rate that would produce the same amount of taxes (no new taxes) if applied to the same properties that are taxed in both years. When appraisal values increase, the NNR tax rate should decrease.

The NNR tax rate for a county is the sum of the NNR tax rates calculated for each type of tax the county levies.

While uncommon, it is possible for a taxing unit to provide an exemption for only maintenance and operations taxes. In this case, the taxing unit will need to calculate the NNR tax rate separately for the maintenance and operations tax and the debt tax, then add the two components together.

Line	No-New-Revenue Tax Rate Worksheet	Amount/Rate
1.	Prior year total taxable value. Enter the amount of the prior year taxable value on the prior year tax roll today. Include any adjustments since last year's certification; exclude Tax Code Section 25.25(d) one-fourth and one-third over-appraisal corrections from these adjustments. Exclude any property value subject to an appeal under Chapter 42 as of July 25 (will add undisputed value in Line 6). This total includes the taxable value of homesteads with tax ceilings (will deduct in Line 2) and the captured value for tax increment financing (adjustment is made by deducting TIF taxes, as reflected in Line 17). ¹	\$ _____
2.	Prior year tax ceilings. Counties, cities and junior college districts. Enter the prior year total taxable value of homesteads with tax ceilings. These include the homesteads of homeowners age 65 or older or disabled. Other taxing units enter 0. If your taxing unit adopted the tax ceiling provision last year or a prior year for homeowners age 65 or older or disabled, use this step. ²	\$ _____
3.	Preliminary prior year adjusted taxable value. Subtract Line 2 from Line 1.	\$ _____
4.	Prior year total adopted tax rate.	\$ _____ / \$100
5.	Prior year taxable value lost because court appeals of ARB decisions reduced the prior year's appraised value. A. Original prior year ARB values: \$ _____ B. Prior year values resulting from final court decisions: - \$ _____ C. Prior year value loss. Subtract B from A. ³	\$ _____
6.	Prior year taxable value subject to an appeal under Chapter 42, as of July 25. A. Prior year ARB certified value: \$ _____ B. Prior year disputed value: - \$ _____ C. Prior year undisputed value. Subtract B from A. ⁴	\$ _____
7.	Prior year Chapter 42 related adjusted values. Add Line 5C and Line 6C.	\$ _____

¹ Tex. Tax Code §26.012(14)² Tex. Tax Code §26.012(14)³ Tex. Tax Code §26.012(13)⁴ Tex. Tax Code §26.012(13)

Line	No-New-Revenue Tax Rate Worksheet	Amount/Rate
8.	Prior year taxable value, adjusted for actual and potential court-ordered adjustments. Add Line 3 and Line 7.	\$ _____
9.	Prior year taxable value of property in territory the taxing unit deannexed after Jan. 1, 2024. Enter the prior year value of property in deannexed territory. ⁵	\$ _____
10.	Prior year taxable value lost because property first qualified for an exemption in the current year. If the taxing unit increased an original exemption, use the difference between the original exempted amount and the increased exempted amount. Do not include value lost due to freeport, goods-in-transit, temporary disaster exemptions. Note that lowering the amount or percentage of an existing exemption in the current year does not create a new exemption or reduce taxable value. <p>A. Absolute exemptions. Use prior year market value: _____ \$ _____</p> <p>B. Partial exemptions. Current year exemption amount or current year percentage exemption times prior year value: _____ + \$ _____</p> <p>C. Value loss. Add A and B.⁶</p>	\$ _____
11.	Prior year taxable value lost because property first qualified for agricultural appraisal (1-d or 1-d-1), timber appraisal, recreational/scenic appraisal or public access airport special appraisal in the current year. Use only properties that qualified for the first time in the current year; do not use properties that qualified in the prior year. <p>A. Prior year market value: _____ \$ _____</p> <p>B. Current year productivity or special appraised value: _____ - \$ _____</p> <p>C. Value loss. Subtract B from A.⁷</p>	\$ _____
12.	Total adjustments for lost value. Add Lines 9, 10C and 11C.	\$ _____
13.	Prior year captured value of property in a TIF. Enter the total value of the prior year captured appraised value of property taxable by a taxing unit in a tax increment financing zone for which the prior year taxes were deposited into the tax increment fund. ⁸ If the taxing unit has no captured appraised value in line 18D, enter 0.	\$ _____
14.	Prior year total value. Subtract Line 12 and Line 13 from Line 8.	\$ _____
15.	Adjusted prior year total levy. Multiply Line 4 by Line 14 and divide by \$100.	\$ _____
16.	Taxes refunded for years preceding the prior tax year. Enter the amount of taxes refunded by the taxing unit for tax years preceding the prior tax year. Types of refunds include court decisions, Tax Code Section 25.25(b) and (c) corrections and Tax Code Section 31.11 payment errors. Do not include refunds for the prior tax year. This line applies only to tax years preceding the prior tax year. ⁹	\$ _____
17.	Adjusted prior year levy with refunds and TIF adjustment. Add Lines 15 and 16. ¹⁰	\$ _____
18.	Total current year taxable value on the current year certified appraisal roll today. This value includes only certified values or certified estimate of values and includes the total taxable value of homesteads with tax ceilings (will deduct in Line 20). These homesteads include homeowners age 65 or older or disabled. ¹¹ <p>A. Certified values: _____ \$ _____</p> <p>B. Counties: Include railroad rolling stock values certified by the Comptroller's office: _____ + \$ _____</p> <p>C. Pollution control and energy storage system exemption: Deduct the value of property exempted for the current tax year for the first time as pollution control or energy storage system property: _____ - \$ _____</p> <p>D. Tax increment financing: Deduct the current year captured appraised value of property taxable by a taxing unit in a tax increment financing zone for which the current year taxes will be deposited into the tax increment fund. Do not include any new property value that will be included in Line 23 below.¹² _____ - \$ _____</p> <p>E. Total current year value. Add A and B, then subtract C and D.</p>	\$ _____

⁵ Tex. Tax Code §26.012(15)⁶ Tex. Tax Code §26.012(15)⁷ Tex. Tax Code §26.012(15)⁸ Tex. Tax Code §26.03(c)⁹ Tex. Tax Code §26.012(13)¹⁰ Tex. Tax Code §26.012(13)¹¹ Tex. Tax Code §26.012, 26.04(c-2)¹² Tex. Tax Code §26.03(c)

Line	No-New-Revenue Tax Rate Worksheet	Amount/Rate
19.	Total value of properties under protest or not included on certified appraisal roll. ¹³ A. Current year taxable value of properties under protest. The chief appraiser certifies a list of properties still under ARB protest. The list shows the appraisal district's value and the taxpayer's claimed value, if any, or an estimate of the value if the taxpayer wins. For each of the properties under protest, use the lowest of these values. Enter the total value under protest. ¹⁴ \$ _____ B. Current year value of properties not under protest or included on certified appraisal roll. The chief appraiser gives taxing units a list of those taxable properties that the chief appraiser knows about but are not included in the appraisal roll certification. These properties also are not on the list of properties that are still under protest. On this list of properties, the chief appraiser includes the market value, appraised value and exemptions for the preceding year and a reasonable estimate of the market value, appraised value and exemptions for the current year. Use the lower market, appraised or taxable value (as appropriate). Enter the total value of property not on the certified roll. ¹⁵ + \$ _____ C. Total value under protest or not certified. Add A and B.	\$ _____
20.	Current year tax ceilings. Counties, cities and junior colleges enter current year total taxable value of homesteads with tax ceilings. These include the homesteads of homeowners age 65 or older or disabled. Other taxing units enter 0. If your taxing unit adopted the tax ceiling provision in the prior year or a previous year for homeowners age 65 or older or disabled, use this step. ¹⁶	\$ _____
21.	Current year total taxable value. Add Lines 18E and 19C. Subtract Line 20. ¹⁷	\$ _____
22.	Total current year taxable value of properties in territory annexed after Jan. 1, of the prior year. Include both real and personal property. Enter the current year value of property in territory annexed. ¹⁸	\$ _____
23.	Total current year taxable value of new improvements and new personal property located in new improvements. New means the item was not on the appraisal roll in the prior year. An improvement is a building, structure, fixture or fence erected on or affixed to land. New additions to existing improvements may be included if the appraised value can be determined. New personal property in a new improvement must have been brought into the taxing unit after Jan. 1, of the prior year and be located in a new improvement. New improvements do include property on which a tax abatement agreement has expired for the current year. ¹⁹	\$ _____
24.	Total adjustments to the current year taxable value. Add Lines 22 and 23.	\$ _____
25.	Adjusted current year taxable value. Subtract Line 24 from Line 21.	\$ _____
26.	Current year NNR tax rate. Divide Line 17 by Line 25 and multiply by \$100. ²⁰	\$ _____/\$100
27.	COUNTIES ONLY. Add together the NNR tax rates for each type of tax the county levies. The total is the current year county NNR tax rate. ²¹	\$ _____/\$100

SECTION 2: Voter-Approval Tax Rate

The voter-approval tax rate is the highest tax rate that a taxing unit may adopt without holding an election to seek voter approval of the rate. The voter-approval tax rate is split into two separate rates:

- Maintenance and Operations (M&O) Tax Rate:** The M&O portion is the tax rate that is needed to raise the same amount of taxes that the taxing unit levied in the prior year plus the applicable percentage allowed by law. This rate accounts for such things as salaries, utilities and day-to-day operations.
- Debt Rate:** The debt rate includes the debt service necessary to pay the taxing unit's debt payments in the coming year. This rate accounts for principal and interest on bonds and other debt secured by property tax revenue.

The voter-approval tax rate for a county is the sum of the voter-approval tax rates calculated for each type of tax the county levies. In most cases the voter-approval tax rate exceeds the no-new-revenue tax rate, but occasionally decreases in a taxing unit's debt service will cause the NNR tax rate to be higher than the voter-approval tax rate.

Line	Voter-Approval Tax Rate Worksheet	Amount/Rate
28.	Prior year M&O tax rate. Enter the prior year M&O tax rate.	\$ _____/\$100
29.	Prior year taxable value, adjusted for actual and potential court-ordered adjustments. Enter the amount in Line 8 of the <i>No-New-Revenue Tax Rate Worksheet</i> .	\$ _____

¹³ Tex. Tax Code §26.01(c) and (d)

¹⁴ Tex. Tax Code §26.01(c)

¹⁵ Tex. Tax Code §26.01(d)

¹⁶ Tex. Tax Code §26.012(6)(B)

¹⁷ Tex. Tax Code §26.012(6)

¹⁸ Tex. Tax Code §26.012(17)

¹⁹ Tex. Tax Code §26.012(17)

²⁰ Tex. Tax Code §26.04(c)

²¹ Tex. Tax Code §26.04(d)

Line	Voter-Approval Tax Rate Worksheet	Amount/Rate
30.	Total prior year M&O levy. Multiply Line 28 by Line 29 and divide by \$100	\$ _____
31.	Adjusted prior year levy for calculating NNR M&O rate. A. M&O taxes refunded for years preceding the prior tax year. Enter the amount of M&O taxes refunded in the preceding year for taxes before that year. Types of refunds include court decisions, Tax Code Section 25.25(b) and (c) corrections and Tax Code Section 31.11 payment errors. Do not include refunds for tax year 2024. This line applies only to tax years preceding the prior tax year..... + \$ _____ B. Prior year taxes in TIF. Enter the amount of taxes paid into the tax increment fund for a reinvestment zone as agreed by the taxing unit. If the taxing unit has no current year captured appraised value in Line 18D, enter 0..... - \$ _____ C. Prior year transferred function. If discontinuing all of a department, function or activity and transferring it to another taxing unit by written contract, enter the amount spent by the taxing unit discontinuing the function in the 12 months preceding the month of this calculation. If the taxing unit did not operate this function for this 12-month period, use the amount spent in the last full fiscal year in which the taxing unit operated the function. The taxing unit discontinuing the function will subtract this amount in D below. The taxing unit receiving the function will add this amount in D below. Other taxing units enter 0. +/- \$ _____ D. Prior year M&O levy adjustments. Subtract B from A. For taxing unit with C, subtract if discontinuing function and add if receiving function. \$ _____ E. Add Line 30 to 31D.	\$ _____
32.	Adjusted current year taxable value. Enter the amount in Line 25 of the <i>No-New-Revenue Tax Rate Worksheet</i> .	\$ _____
33.	Current year NNR M&O rate (unadjusted). Divide Line 31E by Line 32 and multiply by \$100.	\$ _____/\$100
34.	Rate adjustment for state criminal justice mandate. ²³ A. Current year state criminal justice mandate. Enter the amount spent by a county in the previous 12 months providing for the maintenance and operation cost of keeping inmates in county-paid facilities after they have been sentenced. Do not include any state reimbursement received by the county for the same purpose. \$ _____ B. Prior year state criminal justice mandate. Enter the amount spent by a county in the 12 months prior to the previous 12 months providing for the maintenance and operation cost of keeping inmates in county-paid facilities after they have been sentenced. Do not include any state reimbursement received by the county for the same purpose. Enter zero if this is the first time the mandate applies..... - \$ _____ C. Subtract B from A and divide by Line 32 and multiply by \$100..... \$ _____/\$100 D. Enter the rate calculated in C. If not applicable, enter 0.	\$ _____/\$100
35.	Rate adjustment for indigent health care expenditures. ²⁴ A. Current year indigent health care expenditures. Enter the amount paid by a taxing unit providing for the maintenance and operation cost of providing indigent health care for the period beginning on July 1, of the prior tax year and ending on June 30, of the current tax year, less any state assistance received for the same purpose. \$ _____ B. Prior year indigent health care expenditures. Enter the amount paid by a taxing unit providing for the maintenance and operation cost of providing indigent health care for the period beginning on July 1, 2023 and ending on June 30, 2024, less any state assistance received for the same purpose..... - \$ _____ C. Subtract B from A and divide by Line 32 and multiply by \$100..... \$ _____/\$100 D. Enter the rate calculated in C. If not applicable, enter 0.	\$ _____/\$100

²² [Reserved for expansion]²³ Tex. Tax Code §26.044²⁴ Tex. Tax Code §26.0441

Line	Voter-Approval Tax Rate Worksheet	Amount/Rate
36.	Rate adjustment for county indigent defense compensation. ²⁵ A. Current year indigent defense compensation expenditures. Enter the amount paid by a county to provide appointed counsel for indigent individuals and fund the operations of a public defender's office under Article 26.044, Code of Criminal Procedure for the period beginning on July 1, of the prior tax year and ending on June 30, of the current tax year, less any state grants received by the county for the same purpose. \$ _____ B. Prior year indigent defense compensation expenditures. Enter the amount paid by a county to provide appointed counsel for indigent individuals and fund the operations of a public defender's office under Article 26.044, Code of Criminal Procedure for the period beginning on July 1, 2023 and ending on June 30, 2024, less any state grants received by the county for the same purpose. \$ _____ C. Subtract B from A and divide by Line 32 and multiply by \$100. \$ _____/\$100 D. Multiply B by 0.05 and divide by Line 32 and multiply by \$100. \$ _____/\$100 E. Enter the lesser of C and D. If not applicable, enter 0.	\$ _____/\$100
37.	Rate adjustment for county hospital expenditures. ²⁶ A. Current year eligible county hospital expenditures. Enter the amount paid by the county or municipality to maintain and operate an eligible county hospital for the period beginning on July 1, of the prior tax year and ending on June 30, of the current tax year. \$ _____ B. Prior year eligible county hospital expenditures. Enter the amount paid by the county or municipality to maintain and operate an eligible county hospital for the period beginning on July 1, 2022 and ending on June 30, 2023. \$ _____ C. Subtract B from A and divide by Line 32 and multiply by \$100. \$ _____/\$100 D. Multiply B by 0.08 and divide by Line 32 and multiply by \$100. \$ _____/\$100 E. Enter the lesser of C and D, if applicable. If not applicable, enter 0.	\$ _____/\$100
38.	Rate adjustment for defunding municipality. This adjustment only applies to a municipality that is considered to be a defunding municipality for the current tax year under Chapter 109, Local Government Code. Chapter 109, Local Government Code only applies to municipalities with a population of more than 250,000 and includes a written determination by the Office of the Governor. See Tax Code Section 26.0444 for more information. A. Amount appropriated for public safety in the prior year. Enter the amount of money appropriated for public safety in the budget adopted by the municipality for the preceding fiscal year \$ _____ B. Expenditures for public safety in the prior year. Enter the amount of money spent by the municipality for public safety during the preceding fiscal year. \$ _____ C. Subtract B from A and divide by Line 32 and multiply by \$100 \$ _____/\$100 D. Enter the rate calculated in C. If not applicable, enter 0.	\$ _____/\$100
39.	Adjusted current year NNR M&O rate. Add Lines 33, 34D, 35D, 36E, and 37E. Subtract Line 38D.	\$ _____/\$100
40.	Adjustment for prior year sales tax specifically to reduce property taxes. Cities, counties and hospital districts that collected and spent additional sales tax on M&O expenses in the prior year should complete this line. These entities will deduct the sales tax gain rate for the current year in Section 3. Other taxing units, enter zero. A. Enter the amount of additional sales tax collected and spent on M&O expenses in the prior year, if any. Counties must exclude any amount that was spent for economic development grants from the amount of sales tax spent \$ _____ B. Divide Line 40A by Line 32 and multiply by \$100 \$ _____/\$100 C. Add Line 40B to Line 39.	\$ _____/\$100
41.	Current year voter-approval M&O rate. Enter the rate as calculated by the appropriate scenario below. Special Taxing Unit. If the taxing unit qualifies as a special taxing unit, multiply Line 40C by 1.08. - or - Other Taxing Unit. If the taxing unit does not qualify as a special taxing unit, multiply Line 40C by 1.035.	\$ _____/\$100

²⁵ Tex. Tax Code §26.0442²⁶ Tex. Tax Code §26.0443

Line	Voter-Approval Tax Rate Worksheet	Amount/Rate
D41.	Disaster Line 41 (D41): Current year voter-approval M&O rate for taxing unit affected by disaster declaration. If the taxing unit is located in an area declared a disaster area and at least one person is granted an exemption under Tax Code Section 11.35 for property located in the taxing unit, the governing body may direct the person calculating the voter-approval tax rate to calculate in the manner provided for a special taxing unit. The taxing unit shall continue to calculate the voter-approval tax rate in this manner until the earlier of 1) the first year in which total taxable value on the certified appraisal roll exceeds the total taxable value of the tax year in which the disaster occurred, or 2) the third tax year after the tax year in which the disaster occurred If the taxing unit qualifies under this scenario, multiply Line 40C by 1.08. ²⁷ If the taxing unit does not qualify, do not complete Disaster Line 41 (Line D41).	\$ _____ / \$100
42.	Total current year debt to be paid with property taxes and additional sales tax revenue. Debt means the interest and principal that will be paid on debts that: (1) are paid by property taxes, (2) are secured by property taxes, (3) are scheduled for payment over a period longer than one year, and (4) are not classified in the taxing unit's budget as M&O expenses. A. Debt also includes contractual payments to other taxing units that have incurred debts on behalf of this taxing unit, if those debts meet the four conditions above. Include only amounts that will be paid from property tax revenue. Do not include appraisal district budget payments. If the governing body of a taxing unit authorized or agreed to authorize a bond, warrant, certificate of obligation, or other evidence of indebtedness on or after Sept. 1, 2021, verify if it meets the amended definition of debt before including it here. ²⁸ Enter debt amount \$ _____ B. Subtract unencumbered fund amount used to reduce total debt. - \$ _____ C. Subtract certified amount spent from sales tax to reduce debt (enter zero if none) - \$ _____ D. Subtract amount paid from other resources - \$ _____ E. Adjusted debt. Subtract B, C and D from A.	\$ _____
43.	Certified prior year excess debt collections. Enter the amount certified by the collector. ²⁹	\$ _____
44.	Adjusted current year debt. Subtract Line 43 from Line 42E.	\$ _____
45.	Current year anticipated collection rate. A. Enter the current year anticipated collection rate certified by the collector. ³⁰ % B. Enter the prior year actual collection rate % C. Enter the 2023 actual collection rate % D. Enter the 2022 actual collection rate % E. If the anticipated collection rate in A is lower than actual collection rates in B, C and D, enter the lowest collection rate from B, C and D. If the anticipated rate in A is higher than at least one of the rates in the prior three years, enter the rate from A. Note that the rate can be greater than 100%. ³¹	_____ %
46.	Current year debt adjusted for collections. Divide Line 44 by Line 45E.	\$ _____
47.	Current year total taxable value. Enter the amount on Line 21 of the <i>No-New-Revenue Tax Rate Worksheet</i> .	\$ _____
48.	Current year debt rate. Divide Line 46 by Line 47 and multiply by \$100.	\$ _____ / \$100
49.	Current year voter-approval M&O rate plus current year debt rate. Add Lines 41 and 48.	\$ _____ / \$100
D49.	Disaster Line 49 (D49): Current year voter-approval tax rate for taxing unit affected by disaster declaration. Complete this line if the taxing unit calculated the voter-approval tax rate in the manner provided for a special taxing unit on Line D41. Add Line D41 and 48.	\$ _____ / \$100

²⁷ Tex. Tax Code §26.042(a)²⁸ Tex. Tax Code §26.012(7)²⁹ Tex. Tax Code §26.012(10) and 26.04(b)³⁰ Tex. Tax Code §26.04(b)³¹ Tex. Tax Code §§26.04(h), (h-1) and (h-2)

Line	Voter-Approval Tax Rate Worksheet	Amount/Rate
50.	COUNTIES ONLY. Add together the voter-approval tax rates for each type of tax the county levies. The total is the current year county voter-approval tax rate.	\$ _____ /\$100

SECTION 3: NNR Tax Rate and Voter-Approval Tax Rate Adjustments for Additional Sales Tax to Reduce Property Taxes

Cities, counties and hospital districts may levy a sales tax specifically to reduce property taxes. Local voters by election must approve imposing or abolishing the additional sales tax. If approved, the taxing unit must reduce its NNR and voter-approval tax rates to offset the expected sales tax revenue.

This section should only be completed by a county, city or hospital district that is required to adjust its NNR tax rate and/or voter-approval tax rate because it adopted the additional sales tax.

Line	Additional Sales and Use Tax Worksheet	Amount/Rate
51.	Taxable Sales. For taxing units that adopted the sales tax in November of the prior tax year or May of the current tax year, enter the Comptroller's estimate of taxable sales for the previous four quarters. ³² Estimates of taxable sales may be obtained through the Comptroller's Allocation Historical Summary webpage. Taxing units that adopted the sales tax before November of the prior year, enter 0.	\$ _____
52.	Estimated sales tax revenue. Counties exclude any amount that is or will be spent for economic development grants from the amount of estimated sales tax revenue. ³³ Taxing units that adopted the sales tax in November of the prior tax year or in May of the current tax year. Multiply the amount on Line 51 by the sales tax rate (.01, .005 or .0025, as applicable) and multiply the result by .95. ³⁴ - or - Taxing units that adopted the sales tax before November of the prior year. Enter the sales tax revenue for the previous four quarters. Do not multiply by .95.	\$ _____
53.	Current year total taxable value. Enter the amount from Line 21 of the <i>No-New-Revenue Tax Rate Worksheet</i> .	\$ _____
54.	Sales tax adjustment rate. Divide Line 52 by Line 53 and multiply by \$100.	\$ _____ /\$100
55.	Current year NNR tax rate, unadjusted for sales tax. ³⁵ Enter the rate from Line 26 or 27, as applicable, on the <i>No-New-Revenue Tax Rate Worksheet</i> .	\$ _____ /\$100
56.	Current year NNR tax rate, adjusted for sales tax. Taxing units that adopted the sales tax in November the prior tax year or in May of the current tax year. Subtract Line 54 from Line 55. Skip to Line 57 if you adopted the additional sales tax before November of the prior tax year.	\$ _____ /\$100
57.	Current year voter-approval tax rate, unadjusted for sales tax. ³⁶ Enter the rate from Line 49, Line D49 (disaster) or Line 50 (counties) as applicable, of the <i>Voter-Approval Tax Rate Worksheet</i> .	\$ _____ /\$100
58.	Current year voter-approval tax rate, adjusted for sales tax. Subtract Line 54 from Line 57.	\$ _____ /\$100

SECTION 4: Voter-Approval Tax Rate Adjustment for Pollution Control

A taxing unit may raise its rate for M&O funds used to pay for a facility, device or method for the control of air, water or land pollution. This includes any land, structure, building, installation, excavation, machinery, equipment or device that is used, constructed, acquired or installed wholly or partly to meet or exceed pollution control requirements. The taxing unit's expenses are those necessary to meet the requirements of a permit issued by the Texas Commission on Environmental Quality (TCEQ). The taxing unit must provide the tax assessor with a copy of the TCEQ letter of determination that states the portion of the cost of the installation for pollution control.

This section should only be completed by a taxing unit that uses M&O funds to pay for a facility, device or method for the control of air, water or land pollution.

Line	Voter-Approval Rate Adjustment for Pollution Control Requirements Worksheet	Amount/Rate
59.	Certified expenses from the Texas Commission on Environmental Quality (TCEQ). Enter the amount certified in the determination letter from TCEQ. ³⁷ The taxing unit shall provide its tax assessor-collector with a copy of the letter. ³⁸	\$ _____
60.	Current year total taxable value. Enter the amount from Line 21 of the <i>No-New-Revenue Tax Rate Worksheet</i> .	\$ _____
61.	Additional rate for pollution control. Divide Line 59 by Line 60 and multiply by \$100.	\$ _____ /\$100

³² Tex. Tax Code §26.041(d)

³³ Tex. Tax Code §26.041(i)

³⁴ Tex. Tax Code §26.041(d)

³⁵ Tex. Tax Code §26.04(c)

³⁶ Tex. Tax Code §26.04(c)

³⁷ Tex. Tax Code §26.045(d)

³⁸ Tex. Tax Code §26.045(i)

Line	Voter-Approval Rate Adjustment for Pollution Control Requirements Worksheet	Amount/Rate
62.	Current year voter-approval tax rate, adjusted for pollution control. Add Line 61 to one of the following lines (as applicable): Line 49, Line D49 (disaster), Line 50 (counties) or Line 58 (taxing units with the additional sales tax).	\$ _____ /\$100

SECTION 5: Voter-Approval Tax Rate Adjustment for Unused Increment Rate

The unused increment rate is the rate equal to the sum of the prior 3 years Foregone Revenue Amounts divided by the current taxable value.³⁹ The Foregone Revenue Amount for each year is equal to that year's adopted tax rate subtracted from that year's voter-approval tax rate adjusted to remove the unused increment rate multiplied by that year's current total value.⁴⁰

The difference between the adopted tax rate and adjusted voter-approval tax rate is considered zero in the following scenarios:

- a tax year in which a taxing unit affected by a disaster declaration calculates the tax rate under Tax Code Section 26.042;⁴¹
- a tax year in which the municipality is a defunding municipality, as defined by Tax Code Section 26.0501(a);⁴² or
- after Jan. 1, 2022, a tax year in which the comptroller determines that the county implemented a budget reduction or reallocation described by Local Government Code Section 120.002(a) without the required voter approval.⁴³

This section should only be completed by a taxing unit that does not meet the definition of a special taxing unit.⁴⁴

Line	Unused Increment Rate Worksheet	Amount/Rate
63.	Year 3 Foregone Revenue Amount. Subtract the 2024 unused increment rate and 2024 actual tax rate from the 2024 voter-approval tax rate. Multiply the result by the 2024 current total value A. Voter-approval tax rate (Line 67) B. Unused increment rate (Line 66) C. Subtract B from A D. Adopted Tax Rate E. Subtract D from C F. 2024 Total Taxable Value (Line 60) G. Multiply E by F and divide the results by \$100. If the number is less than zero, enter zero	 \$ _____ /\$100 \$ _____ /\$100 \$ _____ /\$100 \$ _____ /\$100 \$ _____ /\$100 \$ _____ \$ _____
64.	Year 2 Foregone Revenue Amount. Subtract the 2023 unused increment rate and 2023 actual tax rate from the 2023 voter-approval tax rate. Multiply the result by the 2023 current total value A. Voter-approval tax rate (Line 67) B. Unused increment rate (Line 66) C. Subtract B from A D. Adopted Tax Rate E. Subtract D from C F. 2023 Total Taxable Value (Line 60) G. Multiply E by F and divide the results by \$100. If the number is less than zero, enter zero	 \$ _____ /\$100 \$ _____ /\$100 \$ _____ /\$100 \$ _____ /\$100 \$ _____ /\$100 \$ _____ \$ _____
65.	Year 1 Foregone Revenue Amount. Subtract the 2022 unused increment rate and 2022 actual tax rate from the 2022 voter-approval tax rate. Multiply the result by the 2022 current total value A. Voter-approval tax rate (Line 67) B. Unused increment rate (Line 66) C. Subtract B from A D. Adopted Tax Rate E. Subtract D from C F. 2022 Total Taxable Value (Line 60) G. Multiply E by F and divide the results by \$100. If the number is less than zero, enter zero	 \$ _____ /\$100 \$ _____ /\$100 \$ _____ /\$100 \$ _____ /\$100 \$ _____ /\$100 \$ _____ \$ _____
66.	Total Foregone Revenue Amount. Add Lines 63G, 64G and 65G	\$ _____
67.	2025 Unused Increment Rate. Divide Line 66 by Line 21 of the <i>No-New-Revenue Rate Worksheet</i> . Multiply the result by 100	\$ _____ /\$100
68.	Total 2025 voter-approval tax rate, including the unused increment rate. Add Line 67 to one of the following lines (as applicable): Line 49, Line 50 (counties), Line 58 (taxing units with additional sales tax) or Line 62 (taxing units with pollution)	\$ _____ /\$100

³⁹ Tex. Tax Code §26.013(b)

⁴⁰ Tex. Tax Code §26.013(a)(1-a), (1-b), and (2)

⁴¹ Tex. Tax Code §§26.04(c)(2)(A) and 26.042(a)

⁴² Tex. Tax Code §§26.0501(a) and (c)

⁴³ Tex. Local Gov't Code §120.007(d)

⁴⁴ Tex. Local Gov't Code §120.007(d)

SECTION 6: De Minimis Rate

The de minimis rate is the rate equal to the sum of the no-new-revenue maintenance and operations rate, the rate that will raise \$500,000, and the current debt rate for a taxing unit. ⁴⁴

This section should only be completed by a taxing unit that is a municipality of less than 30,000 or a taxing unit that does not meet the definition of a special taxing unit. ⁴⁵

Line	De Minimis Rate Worksheet	Amount/Rate
69.	Adjusted current year NNR M&O tax rate. Enter the rate from Line 39 of the <i>Voter-Approval Tax Rate Worksheet</i> .	
70.	Current year total taxable value. Enter the amount on Line 21 of the <i>No-New-Revenue Tax Rate Worksheet</i> .	\$ _____
71.	Rate necessary to impose \$500,000 in taxes. Divide \$500,000 by Line 70 and multiply by \$100.	\$ _____ / \$100
72.	Current year debt rate. Enter the rate from Line 48 of the <i>Voter-Approval Tax Rate Worksheet</i> .	\$ _____ / \$100
73.	De minimis rate. Add Lines 69, 71 and 72.	\$ _____ / \$100

SECTION 7: Voter-Approval Tax Rate Adjustment for Emergency Revenue Rate

In the tax year after the end of the disaster calculation time period detailed in Tax Code Section 26.042(a), a taxing unit that calculated its voter-approval tax rate in the manner provided for a special taxing unit due to a disaster must calculate its emergency revenue rate and reduce its voter-approval tax rate for that year. ⁴⁶

Similarly, if a taxing unit adopted a tax rate that exceeded its voter-approval tax rate, calculated normally, without holding an election to respond to a disaster, as allowed by Tax Code Section 26.042(d), in the prior year, it must also reduce its voter-approval tax rate for the current tax year. ⁴⁹

This section will apply to a taxing unit other than a special taxing unit that:

- directed the designated officer or employee to calculate the voter-approval tax rate of the taxing unit in the manner provided for a special taxing unit in the prior year; and
- the current year is the first tax year in which the total taxable value of property taxable by the taxing unit as shown on the appraisal roll for the taxing unit submitted by the assessor for the taxing unit to the governing body exceeds the total taxable value of property taxable by the taxing unit on January 1 of the tax year in which the disaster occurred or the disaster occurred four years ago. This section will apply to a taxing unit in a disaster area that adopted a tax rate greater than its voter-approval tax rate without holding an election in the prior year.

Note: This section does not apply if a taxing unit is continuing to calculate its voter-approval tax rate in the manner provided for a special taxing unit because it is still within the disaster calculation time period detailed in Tax Code Section 26.042(a) because it has not met the conditions in Tax Code Section 26.042(a)(1) or (2).

Line	Emergency Revenue Rate Worksheet	Amount/Rate
74.	2024 adopted tax rate. Enter the rate in Line 4 of the <i>No-New-Revenue Tax Rate Worksheet</i> .	\$ _____ / \$100
75.	Adjusted 2024 voter-approval tax rate. Use the taxing unit's Tax Rate Calculation Worksheets from the prior year(s) to complete this line. If a disaster occurred in 2024 and the taxing unit calculated its 2024 voter-approval tax rate using a multiplier of 1.08 on Disaster Line 41 (D41) of the 2024 worksheet due to a disaster, complete the applicable sections or lines of <i>Form 50-856-a, Adjusted Voter-Approval Tax Rate for Taxing Units in Disaster Area Calculation Worksheet</i> . - or - If a disaster occurred prior to 2024 for which the taxing unit continued to calculate its voter-approval tax rate using a multiplier of 1.08 on Disaster Line 41 (D41) in 2024, complete form 50-856-a, <i>Adjusted Voter-Approval Tax Rate for Taxing Units in Disaster Area Calculation Worksheet</i> to recalculate the voter-approval tax rate the taxing unit would have calculated in 2024 if it had generated revenue based on an adopted tax rate using a multiplier of 1.035 in the years following the disaster. ⁵⁰ Enter the final adjusted 2024 voter-approval tax rate from the worksheet. - or - If the taxing unit adopted a tax rate above the 2024 voter-approval tax rate without calculating a disaster tax rate or holding an election due to a disaster, no recalculation is necessary. Enter the voter-approval tax rate from the prior year's worksheet.	\$ _____ / \$100
76.	Increase in 2024 tax rate due to disaster. Subtract Line 75 from Line 74.	\$ _____ / \$100
77.	Adjusted 2024 taxable value. Enter the amount in Line 14 of the <i>No-New-Revenue Tax Rate Worksheet</i> .	\$ _____
78.	Emergency revenue. Multiply Line 76 by Line 77 and divide by \$100.	\$ _____
79.	Adjusted 2024 taxable value. Enter the amount in Line 25 of the <i>No-New-Revenue Tax Rate Worksheet</i> .	\$ _____
80.	Emergency revenue rate. Divide Line 78 by Line 79 and multiply by \$100. ⁵¹	\$ _____ / \$100

⁴⁵ Tex. Tax Code §26.04(c)(2)(B)

⁴⁶ Tex. Tax Code §26.012(8-a)

⁴⁷ Tex. Tax Code §26.063(a)(1)

⁴⁸ Tex. Tax Code §26.042(b)

⁴⁹ Tex. Tax Code §26.042(f)

⁵⁰ Tex. Tax Code §26.42(c)

⁵¹ Tex. Tax Code §26.42(b)

Line	Emergency Revenue Rate Worksheet	Amount/Rate
81.	Current year voter-approval tax rate, adjusted for emergency revenue. Subtract Line 80 from one of the following lines (as applicable): Line 49, Line D49 (disaster), Line 50 (counties), Line 58 (taxing units with the additional sales tax), Line 62 (taxing units with pollution control) or Line 68 (taxing units with the unused increment rate).	\$ _____ / \$100

SECTION 8: Total Tax Rate

Indicate the applicable total tax rates as calculated above.

No-new-revenue tax rate. \$ _____ / \$100

As applicable, enter the current year NNR tax rate from: Line 26, Line 27 (counties), or Line 56 (adjusted for sales tax).

Indicate the line number used: _____

Voter-approval tax rate. \$ _____ / \$100

As applicable, enter the current year voter-approval tax rate from: Line 49, Line D49 (disaster), Line 50 (counties), Line 58 (adjusted for sales tax), Line 62 (adjusted for pollution control), Line 68 (adjusted for unused increment), or Line 81 (adjusted for emergency revenue).

Indicate the line number used: _____

De minimis rate. \$ _____ / \$100

If applicable, enter the current year de minimis rate from Line 73.

SECTION 9: Taxing Unit Representative Name and Signature

Enter the name of the person preparing the tax rate as authorized by the governing body of the taxing unit. By signing below, you certify that you are the designated officer or employee of the taxing unit and have accurately calculated the tax rates using values that are the same as the values shown in the taxing unit's certified appraisal roll or certified estimate of taxable value, in accordance with requirements in the Tax Code.⁵²

**print
here** ➡

Printed Name of Taxing Unit Representative

**sign
here** ➡

Taxing Unit Representative

Date

⁵² Tex. Tax Code §§26.04(c-2) and (d-2)

2025 Tax Rate Calculation Worksheet

Taxing Units Other Than School Districts or Water Districts

Form 50-856

LEE COUNTY ROAD & BRIDGE

Taxing Unit Name

200 South Main Rm 107, Giddings, 78942

Taxing Unit's Address, City, State, ZIP Code

(979) 542-3178

Phone (area code and number)

<http://www.co.lee.tx.us/>

Taxing Unit's Website Address

GENERAL INFORMATION: Tax Code Section 26.04(c) requires an officer or employee designated by the governing body to calculate the no-new-revenue (NNR) tax rate and voter-approval tax rate for the taxing unit. These tax rates are expressed in dollars per \$100 of taxable value calculated. The calculation process starts after the chief appraiser delivers to the taxing unit the certified appraisal roll and the estimated values of properties under protest. The designated officer or employee shall certify that the officer or employee has accurately calculated the tax rates and used values shown for the certified appraisal roll or certified estimate. The officer or employee submits the rates to the governing body by Aug. 7 or as soon thereafter as practicable.

School districts do not use this form, but instead use Comptroller Form 50-859 *Tax Rate Calculation Worksheet, School District without Chapter 313 Agreements* or Comptroller Form 50-884 *Tax Rate Calculation Worksheet, School District with Chapter 313 Agreements*.

Water districts as defined under Water Code Section 49.001(1) do not use this form, but instead use Comptroller Form 50-858 *Water District Voter-Approval Tax Rate Worksheet for Low Tax Rate and Developing Districts* or Comptroller Form 50-860 *Developed Water District Voter-Approval Tax Rate Worksheet*.

The Comptroller's office provides this worksheet to assist taxing units in determining tax rates. The information provided in this worksheet is offered as technical assistance and not legal advice. Taxing units should consult legal counsel for interpretations of law regarding tax rate preparation and adoption.

SECTION 1: No-New-Revenue Tax Rate

The NNR tax rate enables the public to evaluate the relationship between taxes for the prior year and for the current year based on a tax rate that would produce the same amount of taxes (no new taxes) if applied to the same properties that are taxed in both years. When appraisal values increase, the NNR tax rate should decrease.

The NNR tax rate for a county is the sum of the NNR tax rates calculated for each type of tax the county levies.

While uncommon, it is possible for a taxing unit to provide an exemption for only maintenance and operations taxes. In this case, the taxing unit will need to calculate the NNR tax rate separately for the maintenance and operations tax and the debt tax, then add the two components together.

Line	No-New-Revenue Tax Rate Worksheet	Amount/Rate
1.	Prior year total taxable value. Enter the amount of the prior year taxable value on the prior year tax roll today. Include any adjustments since last year's certification; exclude Tax Code Section 25.25(d) one-fourth and one-third over-appraisal corrections from these adjustments. Exclude any property value subject to an appeal under Chapter 42 as of July 25 (will add undisputed value in Line 6). This total includes the taxable value of homesteads with tax ceilings (will deduct in Line 2) and the captured value for tax increment financing (adjustment is made by deducting TIF taxes, as reflected in Line 17). ¹	\$ 2,858,641,314
2.	Prior year tax ceilings. Counties, cities and junior college districts. Enter the prior year total taxable value of homesteads with tax ceilings. These include the homesteads of homeowners age 65 or older or disabled. Other taxing units enter 0. If your taxing unit adopted the tax ceiling provision last year or a prior year for homeowners age 65 or older or disabled, use this step. ²	\$ 450,560,827
3.	Preliminary prior year adjusted taxable value. Subtract Line 2 from Line 1.	\$ 2,408,080,487
4.	Prior year total adopted tax rate.	\$ 0.1084 /\$100
5.	Prior year taxable value lost because court appeals of ARB decisions reduced the prior year's appraised value. A. Original prior year ARB values: \$ 0 B. Prior year values resulting from final court decisions: - \$ 0 C. Prior year value loss. Subtract B from A. ³	\$ 0
6.	Prior year taxable value subject to an appeal under Chapter 42, as of July 25. A. Prior year ARB certified value: \$ 0 B. Prior year disputed value: - \$ 0 C. Prior year undisputed value. Subtract B from A. ⁴	\$ 0
7.	Prior year Chapter 42 related adjusted values. Add Line 5C and Line 6C.	\$ 0

¹ Tex. Tax Code §26.012(14)

² Tex. Tax Code §26.012(14)

³ Tex. Tax Code §26.012(13)

⁴ Tex. Tax Code §26.012(13)

Line	No-New-Revenue Tax Rate Worksheet	Amount/Rate
8.	Prior year taxable value, adjusted for actual and potential court-ordered adjustments. Add Line 3 and Line 7.	\$ 2,408,080,487
9.	Prior year taxable value of property in territory the taxing unit deannexed after Jan. 1, 2024. Enter the prior year value of property in deannexed territory. ⁵	\$ 0
10.	Prior year taxable value lost because property first qualified for an exemption in the current year. If the taxing unit increased an original exemption, use the difference between the original exempted amount and the increased exempted amount. Do not include value lost due to freeport, goods-in-transit, temporary disaster exemptions. Note that lowering the amount or percentage of an existing exemption in the current year does not create a new exemption or reduce taxable value. <p>A. Absolute exemptions. Use prior year market value: \$ 268,040</p> <p>B. Partial exemptions. Current year exemption amount or current year percentage exemption times prior year value: + \$ 1,964,597</p> <p>C. Value loss. Add A and B.⁶</p>	\$ 2,232,637
11.	Prior year taxable value lost because property first qualified for agricultural appraisal (1-d or 1-d-1), timber appraisal, recreational/scenic appraisal or public access airport special appraisal in the current year. Use only properties that qualified for the first time in the current year; do not use properties that qualified in the prior year. <p>A. Prior year market value: \$ 1,607,364</p> <p>B. Current year productivity or special appraised value: - \$ 3,610</p> <p>C. Value loss. Subtract B from A.⁷</p>	\$ 1,603,754
12.	Total adjustments for lost value. Add Lines 9, 10C and 11C.	\$ 3,836,391
13.	Prior year captured value of property in a TIF. Enter the total value of the prior year captured appraised value of property taxable by a taxing unit in a tax increment financing zone for which the prior year taxes were deposited into the tax increment fund. ⁸ If the taxing unit has no captured appraised value in line 18D, enter 0.	\$ 0
14.	Prior year total value. Subtract Line 12 and Line 13 from Line 8.	\$ 2,404,244,096
15.	Adjusted prior year total levy. Multiply Line 4 by Line 14 and divide by \$100.	\$ 2,606,200
16.	Taxes refunded for years preceding the prior tax year. Enter the amount of taxes refunded by the taxing unit for tax years preceding the prior tax year. Types of refunds include court decisions, Tax Code Section 25.25(b) and (c) corrections and Tax Code Section 31.11 payment errors. Do not include refunds for the prior tax year. This line applies only to tax years preceding the prior tax year. ⁹	\$ 12,644
17.	Adjusted prior year levy with refunds and TIF adjustment. Add Lines 15 and 16. ¹⁰	\$ 2,618,844
18.	Total current year taxable value on the current year certified appraisal roll today. This value includes only certified values or certified estimate of values and includes the total taxable value of homesteads with tax ceilings (will deduct in Line 20). These homesteads include homeowners age 65 or older or disabled. ¹¹ <p>A. Certified values: \$ 3,268,863,023</p> <p>B. Counties: Include railroad rolling stock values certified by the Comptroller's office: + \$ 0</p> <p>C. Pollution control and energy storage system exemption: Deduct the value of property exempted for the current tax year for the first time as pollution control or energy storage system property: - \$ 0</p> <p>D. Tax increment financing: Deduct the current year captured appraised value of property taxable by a taxing unit in a tax increment financing zone for which the current year taxes will be deposited into the tax increment fund. Do not include any new property value that will be included in Line 23 below.¹² - \$ 0</p> <p>E. Total current year value. Add A and B, then subtract C and D.</p>	\$ 3,268,863,023

⁵ Tex. Tax Code §26.012(15)⁶ Tex. Tax Code §26.012(15)⁷ Tex. Tax Code §26.012(15)⁸ Tex. Tax Code §26.03(c)⁹ Tex. Tax Code §26.012(13)¹⁰ Tex. Tax Code §26.012(13)¹¹ Tex. Tax Code §26.012, 26.04(c-2)¹² Tex. Tax Code §26.03(c)

Line	No-New-Revenue Tax Rate Worksheet	Amount/Rate
19.	Total value of properties under protest or not included on certified appraisal roll. ¹³ A. Current year taxable value of properties under protest. The chief appraiser certifies a list of properties still under ARB protest. The list shows the appraisal district's value and the taxpayer's claimed value, if any, or an estimate of the value if the taxpayer wins. For each of the properties under protest, use the lowest of these values. Enter the total value under protest. ¹⁴ \$ 0 B. Current year value of properties not under protest or included on certified appraisal roll. The chief appraiser gives taxing units a list of those taxable properties that the chief appraiser knows about but are not included in the appraisal roll certification. These properties also are not on the list of properties that are still under protest. On this list of properties, the chief appraiser includes the market value, appraised value and exemptions for the preceding year and a reasonable estimate of the market value, appraised value and exemptions for the current year. Use the lower market, appraised or taxable value (as appropriate). Enter the total value of property not on the certified roll. ¹⁵ + \$ 0 C. Total value under protest or not certified. Add A and B.	\$ 0
20.	Current year tax ceilings. Counties, cities and junior colleges enter current year total taxable value of homesteads with tax ceilings. These include the homesteads of homeowners age 65 or older or disabled. Other taxing units enter 0. If your taxing unit adopted the tax ceiling provision in the prior year or a previous year for homeowners age 65 or older or disabled, use this step. ¹⁶	\$ 495,464,675
21.	Current year total taxable value. Add Lines 18E and 19C. Subtract Line 20. ¹⁷	\$ 2,773,398,348
22.	Total current year taxable value of properties in territory annexed after Jan. 1, of the prior year. Include both real and personal property. Enter the current year value of property in territory annexed. ¹⁸	\$ 0
23.	Total current year taxable value of new improvements and new personal property located in new improvements. New means the item was not on the appraisal roll in the prior year. An improvement is a building, structure, fixture or fence erected on or affixed to land. New additions to existing improvements may be included if the appraised value can be determined. New personal property in a new improvement must have been brought into the taxing unit after Jan. 1, of the prior year and be located in a new improvement. New improvements do include property on which a tax abatement agreement has expired for the current year. ¹⁹	\$ 46,629,522
24.	Total adjustments to the current year taxable value. Add Lines 22 and 23.	\$ 46,629,522
25.	Adjusted current year taxable value. Subtract Line 24 from Line 21.	\$ 2,726,768,826
26.	Current year NNR tax rate. Divide Line 17 by Line 25 and multiply by \$100. ²⁰	\$ 0.0960 /\$100
27.	COUNTIES ONLY. Add together the NNR tax rates for each type of tax the county levies. The total is the current year county NNR tax rate. ²¹	\$ 0.0000 /\$100

SECTION 2: Voter-Approval Tax Rate

The voter-approval tax rate is the highest tax rate that a taxing unit may adopt without holding an election to seek voter approval of the rate. The voter-approval tax rate is split into two separate rates:

- Maintenance and Operations (M&O) Tax Rate:** The M&O portion is the tax rate that is needed to raise the same amount of taxes that the taxing unit levied in the prior year plus the applicable percentage allowed by law. This rate accounts for such things as salaries, utilities and day-to-day operations.
- Debt Rate:** The debt rate includes the debt service necessary to pay the taxing unit's debt payments in the coming year. This rate accounts for principal and interest on bonds and other debt secured by property tax revenue.

The voter-approval tax rate for a county is the sum of the voter-approval tax rates calculated for each type of tax the county levies. In most cases the voter-approval tax rate exceeds the no-new-revenue tax rate, but occasionally decreases in a taxing unit's debt service will cause the NNR tax rate to be higher than the voter-approval tax rate.

Line	Voter-Approval Tax Rate Worksheet	Amount/Rate
28.	Prior year M&O tax rate. Enter the prior year M&O tax rate.	\$ 0.1084 /\$100
29.	Prior year taxable value, adjusted for actual and potential court-ordered adjustments. Enter the amount in Line 8 of the <i>No-New-Revenue Tax Rate Worksheet</i> .	\$ 2,408,080,487

¹³ Tex. Tax Code §26.01(c) and (d)

¹⁴ Tex. Tax Code §26.01(c)

¹⁵ Tex. Tax Code §26.01(d)

¹⁶ Tex. Tax Code §26.012(6)(B)

¹⁷ Tex. Tax Code §26.012(6)

¹⁸ Tex. Tax Code §26.012(17)

¹⁹ Tex. Tax Code §26.012(17)

²⁰ Tex. Tax Code §26.04(c)

²¹ Tex. Tax Code §26.04(d)

Line	Voter-Approval Tax Rate Worksheet	Amount/Rate
30.	Total prior year M&O levy. Multiply Line 28 by Line 29 and divide by \$100	\$ 2,610,359
31.	Adjusted prior year levy for calculating NNR M&O rate. A. M&O taxes refunded for years preceding the prior tax year. Enter the amount of M&O taxes refunded in the preceding year for taxes before that year. Types of refunds include court decisions, Tax Code Section 25.25(b) and (c) corrections and Tax Code Section 31.11 payment errors. Do not include refunds for tax year 2024. This line applies only to tax years preceding the prior tax year..... + \$ 12,644 B. Prior year taxes in TIF. Enter the amount of taxes paid into the tax increment fund for a reinvestment zone as agreed by the taxing unit. If the taxing unit has no current year captured appraised value in Line 18D, enter 0..... - \$ 0 C. Prior year transferred function. If discontinuing all of a department, function or activity and transferring it to another taxing unit by written contract, enter the amount spent by the taxing unit discontinuing the function in the 12 months preceding the month of this calculation. If the taxing unit did not operate this function for this 12-month period, use the amount spent in the last full fiscal year in which the taxing unit operated the function. The taxing unit discontinuing the function will subtract this amount in D below. The taxing unit receiving the function will add this amount in D below. Other taxing units enter 0. +/- \$ 0 D. Prior year M&O levy adjustments. Subtract B from A. For taxing unit with C, subtract if discontinuing function and add if receiving function. \$ 12,644 E. Add Line 30 to 31D. \$ 2,623,003	
32.	Adjusted current year taxable value. Enter the amount in Line 25 of the <i>No-New-Revenue Tax Rate Worksheet</i> .	\$ 2,726,768,826
33.	Current year NNR M&O rate (unadjusted). Divide Line 31E by Line 32 and multiply by \$100.	\$ 0.0961 /\$100
34.	Rate adjustment for state criminal justice mandate. ²³ A. Current year state criminal justice mandate. Enter the amount spent by a county in the previous 12 months providing for the maintenance and operation cost of keeping inmates in county-paid facilities after they have been sentenced. Do not include any state reimbursement received by the county for the same purpose. \$ 0 B. Prior year state criminal justice mandate. Enter the amount spent by a county in the 12 months prior to the previous 12 months providing for the maintenance and operation cost of keeping inmates in county-paid facilities after they have been sentenced. Do not include any state reimbursement received by the county for the same purpose. Enter zero if this is the first time the mandate applies. - \$ 0 C. Subtract B from A and divide by Line 32 and multiply by \$100..... \$ 0.0000 /\$100 D. Enter the rate calculated in C. If not applicable, enter 0. \$ 0.0000 /\$100	
35.	Rate adjustment for indigent health care expenditures. ²⁴ A. Current year indigent health care expenditures. Enter the amount paid by a taxing unit providing for the maintenance and operation cost of providing indigent health care for the period beginning on July 1, of the prior tax year and ending on June 30, of the current tax year, less any state assistance received for the same purpose. \$ 0 B. Prior year indigent health care expenditures. Enter the amount paid by a taxing unit providing for the maintenance and operation cost of providing indigent health care for the period beginning on July 1, 2023 and ending on June 30, 2024, less any state assistance received for the same purpose..... - \$ 0 C. Subtract B from A and divide by Line 32 and multiply by \$100..... \$ 0.0000 /\$100 D. Enter the rate calculated in C. If not applicable, enter 0. \$ 0.0000 /\$100	

²² [Reserved for expansion]²³ Tex. Tax Code §26.044²⁴ Tex. Tax Code §26.0441

Line	Voter-Approval Tax Rate Worksheet	Amount/Rate
36.	Rate adjustment for county indigent defense compensation. ²⁵ A. Current year indigent defense compensation expenditures. Enter the amount paid by a county to provide appointed counsel for indigent individuals and fund the operations of a public defender's office under Article 26.044, Code of Criminal Procedure for the period beginning on July 1, of the prior tax year and ending on June 30, of the current tax year, less any state grants received by the county for the same purpose. \$ 0 B. Prior year indigent defense compensation expenditures. Enter the amount paid by a county to provide appointed counsel for indigent individuals and fund the operations of a public defender's office under Article 26.044, Code of Criminal Procedure for the period beginning on July 1, 2023 and ending on June 30, 2024, less any state grants received by the county for the same purpose. \$ 0 C. Subtract B from A and divide by Line 32 and multiply by \$100. \$ 0.0000 /\$100 D. Multiply B by 0.05 and divide by Line 32 and multiply by \$100. \$ 0.0000 /\$100 E. Enter the lesser of C and D. If not applicable, enter 0.	\$ 0.0000 /\$100
37.	Rate adjustment for county hospital expenditures. ²⁶ A. Current year eligible county hospital expenditures. Enter the amount paid by the county or municipality to maintain and operate an eligible county hospital for the period beginning on July 1, of the prior tax year and ending on June 30, of the current tax year. \$ 0 B. Prior year eligible county hospital expenditures. Enter the amount paid by the county or municipality to maintain and operate an eligible county hospital for the period beginning on July 1, 2022 and ending on June 30, 2023. \$ 0 C. Subtract B from A and divide by Line 32 and multiply by \$100. \$ 0.0000 /\$100 D. Multiply B by 0.08 and divide by Line 32 and multiply by \$100. \$ 0.0000 /\$100 E. Enter the lesser of C and D, if applicable. If not applicable, enter 0.	\$ 0.0000 /\$100
38.	Rate adjustment for defunding municipality. This adjustment only applies to a municipality that is considered to be a defunding municipality for the current tax year under Chapter 109, Local Government Code. Chapter 109, Local Government Code only applies to municipalities with a population of more than 250,000 and includes a written determination by the Office of the Governor. See Tax Code Section 26.0444 for more information. A. Amount appropriated for public safety in the prior year. Enter the amount of money appropriated for public safety in the budget adopted by the municipality for the preceding fiscal year \$ 0 B. Expenditures for public safety in the prior year. Enter the amount of money spent by the municipality for public safety during the preceding fiscal year. \$ 0 C. Subtract B from A and divide by Line 32 and multiply by \$100 \$ 0.0000 /\$100 D. Enter the rate calculated in C. If not applicable, enter 0.	\$ 0.0000 /\$100
39.	Adjusted current year NNR M&O rate. Add Lines 33, 34D, 35D, 36E, and 37E. Subtract Line 38D.	\$ 0.0961 /\$100
40.	Adjustment for prior year sales tax specifically to reduce property taxes. Cities, counties and hospital districts that collected and spent additional sales tax on M&O expenses in the prior year should complete this line. These entities will deduct the sales tax gain rate for the current year in Section 3. Other taxing units, enter zero. A. Enter the amount of additional sales tax collected and spent on M&O expenses in the prior year, if any. Counties must exclude any amount that was spent for economic development grants from the amount of sales tax spent. \$ 0 B. Divide Line 40A by Line 32 and multiply by \$100 \$ 0.0000 /\$100 C. Add Line 40B to Line 39.	\$ 0.0961 /\$100
41.	Current year voter-approval M&O rate. Enter the rate as calculated by the appropriate scenario below. Special Taxing Unit. If the taxing unit qualifies as a special taxing unit, multiply Line 40C by 1.08. - or - Other Taxing Unit. If the taxing unit does not qualify as a special taxing unit, multiply Line 40C by 1.035.	\$ 0.0994 /\$100

²⁵ Tex. Tax Code §26.0442²⁶ Tex. Tax Code §26.0443

Line	Voter-Approval Tax Rate Worksheet	Amount/Rate
D41.	Disaster Line 41 (D41): Current year voter-approval M&O rate for taxing unit affected by disaster declaration. If the taxing unit is located in an area declared a disaster area and at least one person is granted an exemption under Tax Code Section 11.35 for property located in the taxing unit, the governing body may direct the person calculating the voter-approval tax rate to calculate in the manner provided for a special taxing unit. The taxing unit shall continue to calculate the voter-approval tax rate in this manner until the earlier of 1) the first year in which total taxable value on the certified appraisal roll exceeds the total taxable value of the tax year in which the disaster occurred, or 2) the third tax year after the tax year in which the disaster occurred If the taxing unit qualifies under this scenario, multiply Line 40C by 1.08. ²⁷ If the taxing unit does not qualify, do not complete Disaster Line 41 (Line D41).	\$ _____ / \$100
42.	Total current year debt to be paid with property taxes and additional sales tax revenue. Debt means the interest and principal that will be paid on debts that: (1) are paid by property taxes, (2) are secured by property taxes, (3) are scheduled for payment over a period longer than one year, and (4) are not classified in the taxing unit's budget as M&O expenses. A. Debt also includes contractual payments to other taxing units that have incurred debts on behalf of this taxing unit, if those debts meet the four conditions above. Include only amounts that will be paid from property tax revenue. Do not include appraisal district budget payments. If the governing body of a taxing unit authorized or agreed to authorize a bond, warrant, certificate of obligation, or other evidence of indebtedness on or after Sept. 1, 2021, verify if it meets the amended definition of debt before including it here. ²⁸ Enter debt amount \$ 0 B. Subtract unencumbered fund amount used to reduce total debt. - \$ 0 C. Subtract certified amount spent from sales tax to reduce debt (enter zero if none) - \$ 0 D. Subtract amount paid from other resources - \$ 0 E. Adjusted debt. Subtract B, C and D from A.	\$ 0
43.	Certified prior year excess debt collections. Enter the amount certified by the collector. ²⁹	\$ 0
44.	Adjusted current year debt. Subtract Line 43 from Line 42E.	\$ 0
45.	Current year anticipated collection rate. A. Enter the current year anticipated collection rate certified by the collector. ³⁰ 0.00 % B. Enter the prior year actual collection rate 0.00 % C. Enter the 2023 actual collection rate 0.00 % D. Enter the 2022 actual collection rate 0.00 % E. If the anticipated collection rate in A is lower than actual collection rates in B, C and D, enter the lowest collection rate from B, C and D. If the anticipated rate in A is higher than at least one of the rates in the prior three years, enter the rate from A. Note that the rate can be greater than 100%. ³¹	0.00 %
46.	Current year debt adjusted for collections. Divide Line 44 by Line 45E.	\$ 0
47.	Current year total taxable value. Enter the amount on Line 21 of the <i>No-New-Revenue Tax Rate Worksheet</i> .	\$ 2,773,398,348
48.	Current year debt rate. Divide Line 46 by Line 47 and multiply by \$100.	\$ 0.0000 / \$100
49.	Current year voter-approval M&O rate plus current year debt rate. Add Lines 41 and 48.	\$ 0.0994 / \$100
D49.	Disaster Line 49 (D49): Current year voter-approval tax rate for taxing unit affected by disaster declaration. Complete this line if the taxing unit calculated the voter-approval tax rate in the manner provided for a special taxing unit on Line D41. Add Line D41 and 48.	\$ _____ / \$100

²⁷ Tex. Tax Code §26.042(a)²⁸ Tex. Tax Code §26.012(7)²⁹ Tex. Tax Code §26.012(10) and 26.04(b)³⁰ Tex. Tax Code §26.04(b)³¹ Tex. Tax Code §§26.04(h), (h-1) and (h-2)

Line	Voter-Approval Tax Rate Worksheet	Amount/Rate
50.	COUNTIES ONLY. Add together the voter-approval tax rates for each type of tax the county levies. The total is the current year county voter-approval tax rate.	\$ 0.0000 /\$100

SECTION 3: NNR Tax Rate and Voter-Approval Tax Rate Adjustments for Additional Sales Tax to Reduce Property Taxes

Cities, counties and hospital districts may levy a sales tax specifically to reduce property taxes. Local voters by election must approve imposing or abolishing the additional sales tax. If approved, the taxing unit must reduce its NNR and voter-approval tax rates to offset the expected sales tax revenue.

This section should only be completed by a county, city or hospital district that is required to adjust its NNR tax rate and/or voter-approval tax rate because it adopted the additional sales tax.

Line	Additional Sales and Use Tax Worksheet	Amount/Rate
51.	Taxable Sales. For taxing units that adopted the sales tax in November of the prior tax year or May of the current tax year, enter the Comptroller's estimate of taxable sales for the previous four quarters. ³² Estimates of taxable sales may be obtained through the Comptroller's Allocation Historical Summary webpage. Taxing units that adopted the sales tax before November of the prior year, enter 0.	\$ _____
52.	Estimated sales tax revenue. Counties exclude any amount that is or will be spent for economic development grants from the amount of estimated sales tax revenue. ³³ Taxing units that adopted the sales tax in November of the prior tax year or in May of the current tax year. Multiply the amount on Line 51 by the sales tax rate (.01, .005 or .0025, as applicable) and multiply the result by .95. ³⁴ - or - Taxing units that adopted the sales tax before November of the prior year. Enter the sales tax revenue for the previous four quarters. Do not multiply by .95.	\$ _____
53.	Current year total taxable value. Enter the amount from Line 21 of the <i>No-New-Revenue Tax Rate Worksheet</i> .	\$ _____
54.	Sales tax adjustment rate. Divide Line 52 by Line 53 and multiply by \$100.	\$ _____ /\$100
55.	Current year NNR tax rate, unadjusted for sales tax. ³⁵ Enter the rate from Line 26 or 27, as applicable, on the <i>No-New-Revenue Tax Rate Worksheet</i> .	\$ _____ /\$100
56.	Current year NNR tax rate, adjusted for sales tax. Taxing units that adopted the sales tax in November the prior tax year or in May of the current tax year. Subtract Line 54 from Line 55. Skip to Line 57 if you adopted the additional sales tax before November of the prior tax year.	\$ _____ /\$100
57.	Current year voter-approval tax rate, unadjusted for sales tax. ³⁶ Enter the rate from Line 49, Line D49 (disaster) or Line 50 (counties) as applicable, of the <i>Voter-Approval Tax Rate Worksheet</i> .	\$ _____ /\$100
58.	Current year voter-approval tax rate, adjusted for sales tax. Subtract Line 54 from Line 57.	\$ _____ /\$100

SECTION 4: Voter-Approval Tax Rate Adjustment for Pollution Control

A taxing unit may raise its rate for M&O funds used to pay for a facility, device or method for the control of air, water or land pollution. This includes any land, structure, building, installation, excavation, machinery, equipment or device that is used, constructed, acquired or installed wholly or partly to meet or exceed pollution control requirements. The taxing unit's expenses are those necessary to meet the requirements of a permit issued by the Texas Commission on Environmental Quality (TCEQ). The taxing unit must provide the tax assessor with a copy of the TCEQ letter of determination that states the portion of the cost of the installation for pollution control.

This section should only be completed by a taxing unit that uses M&O funds to pay for a facility, device or method for the control of air, water or land pollution.

Line	Voter-Approval Rate Adjustment for Pollution Control Requirements Worksheet	Amount/Rate
59.	Certified expenses from the Texas Commission on Environmental Quality (TCEQ). Enter the amount certified in the determination letter from TCEQ. ³⁷ The taxing unit shall provide its tax assessor-collector with a copy of the letter. ³⁸	\$ _____
60.	Current year total taxable value. Enter the amount from Line 21 of the <i>No-New-Revenue Tax Rate Worksheet</i> .	\$ _____
61.	Additional rate for pollution control. Divide Line 59 by Line 60 and multiply by \$100.	\$ _____ /\$100

³² Tex. Tax Code §26.041(d)

³³ Tex. Tax Code §26.041(i)

³⁴ Tex. Tax Code §26.041(d)

³⁵ Tex. Tax Code §26.04(c)

³⁶ Tex. Tax Code §26.04(c)

³⁷ Tex. Tax Code §26.045(d)

³⁸ Tex. Tax Code §26.045(i)

Line	Voter-Approval Rate Adjustment for Pollution Control Requirements Worksheet	Amount/Rate
62.	Current year voter-approval tax rate, adjusted for pollution control. Add Line 61 to one of the following lines (as applicable): Line 49, Line D49 (disaster), Line 50 (counties) or Line 58 (taxing units with the additional sales tax).	\$ _____ /\$100

SECTION 5: Voter-Approval Tax Rate Adjustment for Unused Increment Rate

The unused increment rate is the rate equal to the sum of the prior 3 years Foregone Revenue Amounts divided by the current taxable value.³⁹ The Foregone Revenue Amount for each year is equal to that year's adopted tax rate subtracted from that year's voter-approval tax rate adjusted to remove the unused increment rate multiplied by that year's current total value.⁴⁰

The difference between the adopted tax rate and adjusted voter-approval tax rate is considered zero in the following scenarios:

- a tax year in which a taxing unit affected by a disaster declaration calculates the tax rate under Tax Code Section 26.042;⁴¹
- a tax year in which the municipality is a defunding municipality, as defined by Tax Code Section 26.0501(a);⁴² or
- after Jan. 1, 2022, a tax year in which the comptroller determines that the county implemented a budget reduction or reallocation described by Local Government Code Section 120.002(a) without the required voter approval.⁴³

This section should only be completed by a taxing unit that does not meet the definition of a special taxing unit.⁴⁴

Line	Unused Increment Rate Worksheet	Amount/Rate
63.	Year 3 Foregone Revenue Amount. Subtract the 2024 unused increment rate and 2024 actual tax rate from the 2024 voter-approval tax rate. Multiply the result by the 2024 current total value A. Voter-approval tax rate (Line 67) B. Unused increment rate (Line 66) C. Subtract B from A D. Adopted Tax Rate E. Subtract D from C F. 2024 Total Taxable Value (Line 60) G. Multiply E by F and divide the results by \$100. If the number is less than zero, enter zero	 \$ _____ /\$100 \$ _____ /\$100 \$ _____ /\$100 \$ _____ /\$100 \$ _____ /\$100 \$ _____ \$ _____
64.	Year 2 Foregone Revenue Amount. Subtract the 2023 unused increment rate and 2023 actual tax rate from the 2023 voter-approval tax rate. Multiply the result by the 2023 current total value A. Voter-approval tax rate (Line 67) B. Unused increment rate (Line 66) C. Subtract B from A D. Adopted Tax Rate E. Subtract D from C F. 2023 Total Taxable Value (Line 60) G. Multiply E by F and divide the results by \$100. If the number is less than zero, enter zero	 \$ _____ /\$100 \$ _____ /\$100 \$ _____ /\$100 \$ _____ /\$100 \$ _____ /\$100 \$ _____ \$ _____
65.	Year 1 Foregone Revenue Amount. Subtract the 2022 unused increment rate and 2022 actual tax rate from the 2022 voter-approval tax rate. Multiply the result by the 2022 current total value A. Voter-approval tax rate (Line 67) B. Unused increment rate (Line 66) C. Subtract B from A D. Adopted Tax Rate E. Subtract D from C F. 2022 Total Taxable Value (Line 60) G. Multiply E by F and divide the results by \$100. If the number is less than zero, enter zero	 \$ _____ /\$100 \$ _____ /\$100 \$ _____ /\$100 \$ _____ /\$100 \$ _____ /\$100 \$ _____ \$ _____
66.	Total Foregone Revenue Amount. Add Lines 63G, 64G and 65G	\$ _____
67.	2025 Unused Increment Rate. Divide Line 66 by Line 21 of the <i>No-New-Revenue Rate Worksheet</i> . Multiply the result by 100	\$ _____ /\$100
68.	Total 2025 voter-approval tax rate, including the unused increment rate. Add Line 67 to one of the following lines (as applicable): Line 49, Line 50 (counties), Line 58 (taxing units with additional sales tax) or Line 62 (taxing units with pollution)	\$ _____ /\$100

³⁹ Tex. Tax Code §26.013(b)

⁴⁰ Tex. Tax Code §26.013(a)(1-a), (1-b), and (2)

⁴¹ Tex. Tax Code §§26.04(c)(2)(A) and 26.042(a)

⁴² Tex. Tax Code §§26.0501(a) and (c)

⁴³ Tex. Local Gov't Code §120.007(d)

⁴⁴ Tex. Local Gov't Code §120.007(d)

SECTION 6: De Minimis Rate

The de minimis rate is the rate equal to the sum of the no-new-revenue maintenance and operations rate, the rate that will raise \$500,000, and the current debt rate for a taxing unit.⁴⁴

This section should only be completed by a taxing unit that is a municipality of less than 30,000 or a taxing unit that does not meet the definition of a special taxing unit.⁴⁵

Line	De Minimis Rate Worksheet	Amount/Rate
69.	Adjusted current year NNR M&O tax rate. Enter the rate from Line 39 of the <i>Voter-Approval Tax Rate Worksheet</i> .	
70.	Current year total taxable value. Enter the amount on Line 21 of the <i>No-New-Revenue Tax Rate Worksheet</i> .	\$ _____
71.	Rate necessary to impose \$500,000 in taxes. Divide \$500,000 by Line 70 and multiply by \$100.	\$ _____ / \$100
72.	Current year debt rate. Enter the rate from Line 48 of the <i>Voter-Approval Tax Rate Worksheet</i> .	\$ _____ / \$100
73.	De minimis rate. Add Lines 69, 71 and 72.	\$ _____ / \$100

SECTION 7: Voter-Approval Tax Rate Adjustment for Emergency Revenue Rate

In the tax year after the end of the disaster calculation time period detailed in Tax Code Section 26.042(a), a taxing unit that calculated its voter-approval tax rate in the manner provided for a special taxing unit due to a disaster must calculate its emergency revenue rate and reduce its voter-approval tax rate for that year.⁴⁶

Similarly, if a taxing unit adopted a tax rate that exceeded its voter-approval tax rate, calculated normally, without holding an election to respond to a disaster, as allowed by Tax Code Section 26.042(d), in the prior year, it must also reduce its voter-approval tax rate for the current tax year.⁴⁹

This section will apply to a taxing unit other than a special taxing unit that:

- directed the designated officer or employee to calculate the voter-approval tax rate of the taxing unit in the manner provided for a special taxing unit in the prior year; and
- the current year is the first tax year in which the total taxable value of property taxable by the taxing unit as shown on the appraisal roll for the taxing unit submitted by the assessor for the taxing unit to the governing body exceeds the total taxable value of property taxable by the taxing unit on January 1 of the tax year in which the disaster occurred or the disaster occurred four years ago. This section will apply to a taxing unit in a disaster area that adopted a tax rate greater than its voter-approval tax rate without holding an election in the prior year.

Note: This section does not apply if a taxing unit is continuing to calculate its voter-approval tax rate in the manner provided for a special taxing unit because it is still within the disaster calculation time period detailed in Tax Code Section 26.042(a) because it has not met the conditions in Tax Code Section 26.042(a)(1) or (2).

Line	Emergency Revenue Rate Worksheet	Amount/Rate
74.	2024 adopted tax rate. Enter the rate in Line 4 of the <i>No-New-Revenue Tax Rate Worksheet</i> .	\$ _____ / \$100
75.	Adjusted 2024 voter-approval tax rate. Use the taxing unit's Tax Rate Calculation Worksheets from the prior year(s) to complete this line. If a disaster occurred in 2024 and the taxing unit calculated its 2024 voter-approval tax rate using a multiplier of 1.08 on Disaster Line 41 (D41) of the 2024 worksheet due to a disaster, complete the applicable sections or lines of <i>Form 50-856-a, Adjusted Voter-Approval Tax Rate for Taxing Units in Disaster Area Calculation Worksheet</i> . - or - If a disaster occurred prior to 2024 for which the taxing unit continued to calculate its voter-approval tax rate using a multiplier of 1.08 on Disaster Line 41 (D41) in 2024, complete form 50-856-a, <i>Adjusted Voter-Approval Tax Rate for Taxing Units in Disaster Area Calculation Worksheet</i> to recalculate the voter-approval tax rate the taxing unit would have calculated in 2024 if it had generated revenue based on an adopted tax rate using a multiplier of 1.035 in the years following the disaster. ⁵⁰ Enter the final adjusted 2024 voter-approval tax rate from the worksheet. - or - If the taxing unit adopted a tax rate above the 2024 voter-approval tax rate without calculating a disaster tax rate or holding an election due to a disaster, no recalculation is necessary. Enter the voter-approval tax rate from the prior year's worksheet.	\$ _____ / \$100
76.	Increase in 2024 tax rate due to disaster. Subtract Line 75 from Line 74.	\$ _____ / \$100
77.	Adjusted 2024 taxable value. Enter the amount in Line 14 of the <i>No-New-Revenue Tax Rate Worksheet</i> .	\$ _____
78.	Emergency revenue. Multiply Line 76 by Line 77 and divide by \$100.	\$ _____
79.	Adjusted 2024 taxable value. Enter the amount in Line 25 of the <i>No-New-Revenue Tax Rate Worksheet</i> .	\$ _____
80.	Emergency revenue rate. Divide Line 78 by Line 79 and multiply by \$100. ⁵¹	\$ _____ / \$100

⁴⁵ Tex. Tax Code §26.04(c)(2)(B)

⁴⁶ Tex. Tax Code §26.012(8-a)

⁴⁷ Tex. Tax Code §26.063(a)(1)

⁴⁸ Tex. Tax Code §26.042(b)

⁴⁹ Tex. Tax Code §26.042(f)

⁵⁰ Tex. Tax Code §26.42(c)

⁵¹ Tex. Tax Code §26.42(b)

Line	Emergency Revenue Rate Worksheet	Amount/Rate
81.	Current year voter-approval tax rate, adjusted for emergency revenue. Subtract Line 80 from one of the following lines (as applicable): Line 49, Line D49 (disaster), Line 50 (counties), Line 58 (taxing units with the additional sales tax), Line 62 (taxing units with pollution control) or Line 68 (taxing units with the unused increment rate).	\$ _____ / \$100

SECTION 8: Total Tax Rate

Indicate the applicable total tax rates as calculated above.

No-new-revenue tax rate. \$ 0.0960 / \$100

As applicable, enter the current year NNR tax rate from: Line 26, Line 27 (counties), or Line 56 (adjusted for sales tax).

Indicate the line number used: 26

Voter-approval tax rate. \$ 0.0994 / \$100

As applicable, enter the current year voter-approval tax rate from: Line 49, Line D49 (disaster), Line 50 (counties), Line 58 (adjusted for sales tax), Line 62 (adjusted for pollution control), Line 68 (adjusted for unused increment), or Line 81 (adjusted for emergency revenue).

Indicate the line number used: 49

De minimis rate. \$ _____ / \$100

If applicable, enter the current year de minimis rate from Line 73.

SECTION 9: Taxing Unit Representative Name and Signature

Enter the name of the person preparing the tax rate as authorized by the governing body of the taxing unit. By signing below, you certify that you are the designated officer or employee of the taxing unit and have accurately calculated the tax rates using values that are the same as the values shown in the taxing unit's certified appraisal roll or certified estimate of taxable value, in accordance with requirements in the Tax Code.⁵²

**print
here** ➡

David Matthijetz

Printed Name of Taxing Unit Representative

**sign
here** ➡

David Matthijetz

Taxing Unit Representative

7/23/2025

Date

⁵² Tex. Tax Code §§26.04(c-2) and (d-2)

SECTION IV

THE STATE OF TEXAS)
)
COUNTY OF LEE)

IN THE COMMISSIONERS' COURT

OF LEE COUNTY, TEXAS

RESOLUTION

A RESOLUTION EVIDENCING THE ADOPTION OF THE STATEMENT OF FINANCIAL GOALS AND POLICIES OF LEE COUNTY, TEXAS

WHEREAS, it is the responsibility of local government to ensure that public funds are managed in a prudent and financially sound manner; and

WHEREAS, financial policies provide guidelines for managing risk and assisting the County in complying with established public management best practices, while ensuring compliance with federal, state and local laws and reporting requirements; and

WHEREAS, the Commissioners' Court of Lee County requests that the Statement of Financial Goals and Policies be reviewed annually by the Commissioners' Court as part of the budget adoption process to ensure the policy is current with law and appropriately addresses operational needs.

NOW, THEREFORE, BE IT RESOLVED BY THE COMMISSIONERS' COURT OF LEE COUNTY, TEXAS, that:

The Lee County Commissioners' Court adopts the attached Statement of Financial Goals and Policies;


Any prior resolution of the Commissioners' Court that conflicts with the provisions of this resolution are hereby repealed and revoked;


Should any part of this resolution be held as invalid for any reason, the remainder shall not be affected thereby, and such remaining portions are hereby declared severable;

This resolution shall take effect immediately from and after this passage, and it is duly resolved.

PASSED AND APPROVED this the 14th day of August, A.D. 2023.



MARK MATTHEIJETZ
Commissioner, Precinct #1


RICHARD WAGNER
Commissioner, Precinct #2


FRANK J. MALINAK, III
County Judge, Lee County, Texas


ALAN TURNER
Commissioner, Precinct #3


SHARON BLASIG
County Clerk, Lee County, Texas


STEVEN KNOBLOCH
Commissioner, Precinct #4



Statement of Financial Goals and Policies

Lee County, Texas

ORGANIZATIONAL GOAL STATEMENT

The overall financial and service goals of Lee County are to provide the full range of statutorily required services to its citizens while maintaining the lowest prudent property tax rate. The County continually intends to expand non-tax revenues to allow for budgetary growth as dictated both by the growth in the County's population and the growth in the demand for the County's services. The County will ensure that budgetary growth is balanced by increases in demand for services. Lee County will provide for expansion and renewal of its infrastructure through the use of long-term debt when it is considered appropriate and fiscally responsible.

GENERAL POLICIES

The County operates on a fiscal year which begins on October 1st and ends on September 30th.

The County will conduct its financial affairs in conformity with State and Federal laws, and this Statement of Financial Policy, which shall be approved by Commissioners' Court and reviewed on an annual basis as part of the budget process.

ACCOUNTING, AUDITING, AND FINANCIAL PLANNING

The County Auditor's Office will continue to maintain records on a basis consistent with accepted principles and standards for local government accounting, as determined by GASB and GFOA.

Regular monthly and annual financial reports are issued summarizing financial activity by fund, and department, and comparing actual resources and expenditures with budgeted amounts, as required Local Government Code Sections 114.022, 114.024, 114.025, 111.091 and 111.092.

The Auditor's Office provides monthly reports on the total cost of specific services by type of expenditure and by fund, in accordance with Local Government Code Sections 114.022, 114.024, 114.025, 111.091, and 111.092.

A financial audit will continue to be performed annually by an independent public accounting firm and an official opinion and annual financial report will continue to be published and issued, as authorized by Local Government Code Section 115.031.

Lee County will continue to identify areas for evaluation efforts, by either staff, committees, or consultants, in order to judge the effectiveness and efficiencies of County services.

Cost benefit studies will be conducted, where appropriate and applicable, on non-recurring expenditures and capital projects.

Full disclosure will continue to be provided in the annual financial and budget reports and bond representations, in accordance with Sections 114.025, 111.091, and 111.092 of the Local Government Code.

BUDGETING POLICIES

Budgetary Basis – The County’s budgetary basis and accounting records are maintained on a modified accrual basis and organized and operated on a fund basis in accordance with generally accepted accounting principles. Encumbrance accounting is utilized for materials, goods and services documented by unpaid purchases. Expenditures are recognized at the time of services rendered or products received in a respective fiscal year. The approved annual budget with amendments as approved by the Commissioners’ Court is the management control device utilized by the County. Annual appropriated budgets are adopted for the General, Special Revenue, and Debt Service funds. All annual appropriations lapse at fiscal year-end. Any payments in the subsequent fiscal year for prior year encumbrances are recognized as expenditures in the fiscal year in which service occurred or product received.

The County budgets resources on a fiscal year which begins October 1st and ends on the following September 30th.

Annual budget requests are distributed to County Departments, and budget workshop sessions are held, for annual budget preparation from June through September of each calendar year. Departments and Elected Officials must return their proposed requests no later than May 31st in that year.

The proposed budget shall be filed with the County Clerk no later than August 15th each year. The proposed budget will be presented to the Commissioners’ Court during the regular or special meeting immediately occurring after the date filed with the County Clerk.

The proposed budget estimate shall be presented in the following format:

- Revenue estimates by major item.

- Operating and maintenance expenditures by object code, major expense categories, functionally related departments, and program summaries.

- Debt Service summarized by issues including principal, interest, and reserve amount by fund.

The proposed budget estimate shall also contain information regarding:

- Any additional information, data, or analysis requested of management by the Commissioners’ Court.

The proposed budgeted revenues shall be provided by the Auditor’s Office including ad valorem taxes, grant revenues, and inter-fund transfers.

The Commissioners’ Court shall adopt the budget by Court Order prior to October 1.

The County budgeting procedures attempt to identify distinct functions and activities performed by the County and to allocate budget resources adequate to perform these functions and activities at a specified level of service.

The County will continue to integrate performance measurement and productivity indicators with the budget process where appropriate.

The committed, but not yet received purchases as of September 30th are recognized as an expenditure when received in the subsequent fiscal year.

Only the Commissioners' Court shall have authority to transfer expenditure appropriations from any department line item to any other department or non-departmental line item. Transfers of such funds amount to a new appropriation and therefore must be adjusted prior to expenditure of such amounts.

It is preferred to complete a budget amendment request on the 'Line Item Transfer Request' form. However, email budget requests that include the line item #, line description, and the amount transferring to and from accounts are acceptable. An authorized department representative must either sign or confirm by email each amendment request. The request is subject to review by the County Auditor's Office. All transfer requests are submitted to the County Commissioners' Court for final approval.

BUDGET AMENDMENT POLICY

County Policy allows a Department Head, Appointed or Elected Official or his/her designees to request budget and position amendments throughout the fiscal year.

BUDGET AMENDMENT STATUTE

Pursuant to Local Government Code Section 111.070, the Commissioners' Court may spend County funds only in strict compliance with the budget. The Commissioners' Court by order may amend the budget to transfer an amount budgeted for one item to another budgeted item without authorizing an emergency expenditure.

POSITION AMENDMENTS

Position amendment requests are submitted to the County Auditor's office for review. The County Auditor then submits the request to the Commissioners' Court for approval.

ROUTINE BUDGET AMENDMENTS

Includes transfer of funds within the maintenance and operations line items within the elected official or department head budget(s). These items can be placed as line item transfers on the Commissioners' Court agenda.

NON-ROUTINE BUDGET AMENDMENTS

Inter-Departmental – Any amendment which moves funds from one elected official or department head's budget to another elected official or department heads budget must be presented to Commissioners' Court for consideration and action.

Inter-Fund – Where permitted by law, any amendment which moves funds from one fund to another fund must be presented to Commissioners' Court for consideration and action.

Personnel – Requests to transfer funds from any salary or benefit account are allowed for the specific purpose of salary related expenditures. Budget amendment requests for capital and operating accounts from personnel line items are allowed if there are no other funds available in that department's budget and Commissioners' Court deems it to be necessary.

Capital – Any request for additional capital equipment must be justified and specified in detail with cost estimates. Requests for additional capital items not included in the adopted budgeted or substitution of one item for another also requires approval from Commissioners' Court.

Computers – Any request including computer equipment, software, computer maintenance or technological requests requires written substantiation from the County’s IT department when submitting the Budget Transfer / Amendment Request Form to the County Auditor.

Pursuant to Local Government Code, Section 111.014, the Commissioners’ Court may authorize a contingency line item. The item must be included in the itemized budget under Section 111.004(a) in the same manner as a project for which an appropriation is established in the budget. Budget amendment(s) may be made against this item during the year to meet unusual or unforeseen conditions that were not included in the original budget through the use of reasonably diligent thought and attention.

Pursuant to Local Government Code, Sections 111.0105 through 111.0108, when revenues not included in the original budget are received, such as proceeds of bonds or other obligations, grant or aid money, revenue from intergovernmental contract, and pledging revenues as security for bonds and other obligations, a budget amendment is required to expend those funds. The adopted County budget will increase however the revenues should exceed or equal the expenditure. This type of amendment must be submitted to Commissioners’ Court for consideration and action.

Any transfer that creates an increase in budgetary commitment for the next fiscal year must be presented to Commissioners’ Court for consideration and action.

New employee positions cannot be created without Commissioners’ Court consideration and action. Creation of a new position within a departmental budget will require the Commissioners Court declare an emergency unless the actual line item under which that new position would be categorized currently exists within that specific budget. New employee requests outside of the budget process must include substantial written justification for the position.

New line items can only be created for Contracts or Grant-based programs. For any other department, the creation of a new line item that has not been previously created for the specific department will require that the Commissioners’ Court declare an emergency in order to establish a new line item.

BUDGET PROCEDURES

Any request for a budget amendment must be justified and submitted to the County Auditor’s Office on the specified ‘Line Item Transfer Request’ form. All requests must be submitted to the County Auditor’s Office by Thursday noon in order to be placed on the following Commissioners’ Court Agenda. The County Auditor’s Office may hold a request that is not complete until clarified with the appropriate department. Scanned copies are acceptable as long as they all are legible.

Budget Amendment transfer authorization may be delegated by the Elected Official or Department Head to other employees. Notification of signature authority must be on file in the County Auditor’s Office before requests are accepted. Therefore, the ‘Line Item Transfer Request’ form must be personally signed by the Elected/Appointed Official who administers the department budget(s) or their designee(s).

The Commissioners’ Court reserves the right on a case by case basis, where legally permissible, to curtail a departments’ right to make Intra-Departmental Budget Amendments if the amendments appear to be making a programmatic change that was not approved by the Commissioners’ Court in budget hearings or if the financial condition of the department and/or the County warrants such a curtailment.

Notification of approved Budget Amendments will be e-mailed to the appropriated department(s) after the amendment is posted. The County Auditor is responsible for posting budget amendments on the financial accounting software once the court order has been approved by the Commissioners’ Court.

Any request for placement on the agenda of a budget amendment, past the amendment deadlines, request a separate memo from the requesting department stating the urgency of the request.

REVENUE & TRANSFER POLICIES

Lee County will maintain a diversified and stable revenue system to shelter it from short-term fluctuations in any one revenue source by doing the following:

- Establishing user charges and fees as permitted by law at a level related to the cost of providing that service including indirect costs.
- Pursuing legislative change, where necessary, to permit increases in user charges and fee.
- Aggressively collecting property tax revenues, including the filing of suit where appropriate and necessary, as authorized by the Texas Property Tax Code.

Lee County will pay for all current expenditures with current resources as required by Article 111.091-111.092 of the Revised Statutes of Texas.

Budgeted transfers of monies between funds will only be accomplished with approval of the Commissioners' Court.

The County will support the majority of operations of the road and bridge precincts from the vehicle registration fee authorized by the Texas Legislature, and special road property taxes.

CONTINGENCY FUND POLICIES

The County will maintain an unappropriated contingency to provide for small increases in service delivery costs as well as unanticipated needs that may arise throughout the year.

THEREFORE, IT WILL BE NECESSARY FOR OFFICIALS AND DEPARTMENT HEADS TO REVIEW AND CONTROL EXPENDITURES SUCH THAT THE RATE OF EXPENDITURE DOES NOT EXCEED THE APPROVED BUDGET.

Cases of anticipated material deviation should be covered by a request for a budget amendment. This request shall be from the Department Head in writing and include justification for such action. Such requests should be submitted to the County Auditor's Office for initial review, they will then process the request and forward to Commissioners' Court for their consideration and approval.

PERSONNEL POLICY

The number of employees on the payroll shall not exceed the total number of positions approved unless authorized by Commissioners' Court. All personnel actions shall at all times be in strict conformance with applicable federal, state, and county policies.

Deletion and downgrades of positions may occur at any time during the fiscal year at the department head or elected official's request or if a review of workload statistics indicates that a reduction in force is practical in a department. Reductions in elected official's budgeted positions will only be accomplished with their approval after the budget is adopted.

Additions, position reclassifications, reorganizations, and equity adjustments must be presented with the initial budget request. Exceptions to this policy will only be allowed with Commissioners' Court approval. The Commissioners' Court may institute a freeze during the fiscal year on hiring, promotions, transfers, and capital equipment purchases. Such action will be used arbitrarily and will allow for exceptions in appropriate areas to comply and emergency needs such as natural disasters and/or loss of major revenue source.

FIXED ASSET POLICY

All purchases of physical assets with a value of \$5,000 (five thousand dollars) shall be capitalized by the County.

The County will maintain these assets at a level adequate to protect the County's capital investment and to minimize future maintenance and replacement costs by:

- Providing for adequate maintenance of capital equipment and equipment replacement under the above stated amount in the annual operating budget.

Capital expenditures for projects and equipment are budgeted by line item and must be spent accordingly.

Where possible, items in useable condition placed in surplus will be used:

- To supplement expenditure for new, budgeted capital purchases.
- To supplement expenditure for replacement/budgeted capital purchases.
- To supply needed unbudgeted new and replacement equipment.

Sale of surplus or salvage property shall be followed pursuant to Local Government Code Chapter 263, Subchapter D.

DEBT MANAGEMENT POLICIES

Lee County recognizes the foundation of any well-managed debt program is a comprehensive debt policy. A debt policy sets forth the parameters for issuing debt and managing outstanding debt, and it provides guidance to decision makers regarding the timing and purposes for which debt may be issued, types and amounts of permissible debt, method of sale that may be used and structural features that may be incorporated.

POLICY SUMMARY

Lee County will adhere to the following specific policy statements with regards to (1) conditions for debt issuance; (2) restrictions on debt issuance; (3) debt service limitations; (4) limitations on outstanding debt; (5) debt structure; (6) the debt issuance process; and (7) debt maintenance procedures.

Conditions for debt issuance – The County will consider the use of debt financing only for one-time capital improvement projects. Long-term borrowing will not be used to finance current operations or normal maintenance. Debt financing may include general obligation bonds, revenue bonds, certificate of obligation, certificates of participation, tax notes, lease/purchase agreements, and other obligations permitted to be issued or incurred under Texas law. The County shall consider refunding outstanding bonds if one or more of the following conditions exist: (1) present value savings are at least 3% with certain exceptions, of the

par amount of the refunding bonds; (2) the bonds to be refunded have restrictive or outdated covenants; or (3) restructuring debt is deemed to be desirable.

Restrictions on debt issuance - Proceeds from long-term debt will not be used for current ongoing operations.

Debt Service Limitations – In evaluating debt capacity, general-purpose annual debt service payment should generally not exceed 20% of the County’s total budgeted expenditures for all funds.

Limitations on Outstanding Debt - As provided in the Constitution of the State of Texas, the Net Bonded Debt of Lee County shall not exceed twenty-five percent (25%) of the net value of the taxable real property of the County.

Characteristic of Debt Structure – The County will design the repayment of its overall debt so as to recapture rapidly its credit capacity for future use. The scheduled maturity of individual debt issued shall not exceed the expected useful life of the capital project of asset(s) financed. Also, the County shall consider purchasing bond insurance for debt issues when the present value of the estimated debt service savings from insurance (to be derived)) is equal to or greater than the insurance premium.

Debt Issuance Process – The County shall use a competitive bidding process in the sale of debt unless market conditions the nature of the issue, such as refunding bonds, warrants a negotiated sale. The County will employ outside financial specialists, including financial advisors and bond counsel, to assist it in developing a bond issuance strategy, preparing bond documents and marketing bonds to investors.

Debt Maintenance Responsibilities – The County will seek to maintain and, if possible, improve current bond ratings to minimize borrowing costs and preserve access to credit. Lee County will adhere to a policy of full public disclosure with regard to the issuance of debt, and the County will meet all requirements for continuing disclosure on debt of the County.

BONDED DEBT COMPLIANCE MANAGEMENT POLICY

Lee County acknowledges and will abide by any federal or state law regarding tax-exempt bonds.

POLICY SUMMARY

Lee County will adhere to the following specific policy statement with regards (1) separate record keeping per bond issuance; (2) not mingling bond issuance money; (3) the use of bond proceeds only for their approved purposes; (4) the intent to use bond funds within three (3) years of issuance; (5) meeting post-issue reporting requirements; (6) keeping interest earning with bond principal or debt service; (7) maintaining an interest and sinking fund for all tax-exempt debt; and (8) maintaining the tax-exempt status of all outstanding bonded debt of the County.

Separate Accounting – Lee County will keep separate financial records of each bond issuance. A construction fund will be maintained for each bond issuance in the County’s general ledger, the fund will be accounted for separately from all other funds of the County, and the fund will be used solely to pay costs of the projects for which the debt obligations were issued.

Not Mingling Bond Funds – Bond proceeds will not be co-mingled with any other County funds.

Approved Purposes – Bond proceeds will only be used for allowable purposes as specified by bond election and bond order authorizing the issuance of the bonds.

Intent to Use within Three Years of Issuance – Lee County intends to use bond proceeds for their approved purposes within three (3) years of their issuance.

Post-Issue Reporting Requirements – The County will adhere to all reporting requirements and deadlines that are applicable to tax exempt bonds. Specifically, Lee County will comply with the requirements of Securities and Exchange Commission Rule 15c2-12 which requires the filing of annual financial reports and other financial data and the filing of any required material events notices with each agency designated as an information repository. Lee County will also comply with US Treasury Regulation Section 148 which requires the computation and payment of any arbitrage rebate owed no less frequent than five (5) years after issuing any tax-free debt.

Interest Earned Remains with Principal or Debt Service – Interest earned on bond proceeds will remain with the bond principal and will be used only to pay any cost overruns on approved projects, to fund new projects meeting the usage criteria in the original bond indentures, or it will be specified to go towards the payment of Debt Service.

Interest and Sinking Fund – Lee County will levy a tax on all taxable property in the County to pay principal of and interest on bonds or debt instruments issued. Amounts collected from the tax levied will be deposited to the credit of the Interest and Sinking Fund maintained in the accounting records of the County. Lee County will maintain its Interest and Sinking Fund in a manner to a proper matching of revenues and debt service payments on its debt issues. Specifically, the Interest and Sinking fund will be depleted at least once each bond year to the amount of the allowable carryover, all amounts deposited to the fund will be expended within twelve months of receipt, and all amounts received from the investment of the fund will be deposited to the fund and expended within twelve months.

Maintenance of Tax-Exempt Status – Lee County shall not use, permit the use, or omit the use of gross proceeds of any debt issuance in a manner which if allowed or omitted would cause the interest on any bond or debt instrument of the County to become includable in the gross income of the owner of the bond for federal income tax purposes. The County specifically will comply with bond covenants which prohibit: (1) private use or private payments of assets constructed or acquired with debt proceeds; (2) private loans of bond proceeds to any person other than a state or local government; (3) investment of bond proceeds in any investment with a yield that exceeds that of the bonds; (4) taking any actions that would cause the bonds to be federally guaranteed within the meaning of section 149(b) of the Internal Revenue Code; and (5) taking any unauthorized action having the effect of diverting arbitrage profits from payment to the US Treasury, Lee County will maintain its financial records until three (3) years after final payment of all bonds to show compliance with federal and state laws regarding tax-exempt debt.

INVESTMENT AND CASH MANAGEMENT

The Treasurer's Office will continue to collect, disburse, and deposit all funds on a schedule which ensures optimum cash availability, in accordance with Article 113.043, 113.065, 113.901, 113.001-005, 113.021-024, and 113.041-047.

The County Treasurer shall handle all original reconciliation of County bank accounts with the Depository Bank and shall resolve any financial difference between County and the Depository Bank.

The County Treasurer is the Investment Officer of the County as authorized by the Commissioners' Court and shall invest the funds of Lee County to achieve the highest and best yield pursuant to the Lee County Investment Policy.

Lee County shall maintain a written County Investment Policy, as approved by the Commissioners' Court, to achieve the highest and best yield, while at the same time, maintaining the security and integrity of said funds.

The County Treasurer will maintain an original copy of all security and/or surety pledges made by the Depository Bank in behalf of County funds.

The County Treasurer will maintain an original copy of all security advice for all County investment transactions.

The County Treasurer shall submit a quarterly investment report to the Lee County Commissioner's Court. There shall be a County Investment Committee, consisting of the County Treasurer, County Auditor, County Attorney, and a Commissioner appointed by the Lee County Commissioners' Court.

Lee County conducts its treasury activities with financial institution(s) based upon written contracts which specify compensating balances, service charges, term, and other conditions as authorized by the Local Government Code inclusive of the Revised Statutes of Texas.

GENERAL FUND UNRESERVED FUND BALANCE POLICY

It is essential that governments maintain adequate levels of fund balance to mitigate current and future risks (e.g., revenue shortfalls and unanticipated expenditures) and to ensure stable tax rates. Fund balance levels are a crucial consideration, too, in long-term financial planning. In most cases, discussions of fund balance will properly focus on a government's general fund.

Credit rating agencies carefully monitor levels of fund balance and unreserved fund balance in a government's general fund to evaluate a government's continued creditworthiness. Likewise, laws and regulations often govern appropriate levels of fund balance and unreserved fund balance for state and local governments.

The Governmental Accounting Standards Board (GASB) released Statement 54, "Fund Balance Reporting and Governmental Fund Type Definitions". This Statement is intended to improve the usefulness of the amount reported in fund balance by providing more structured classifications.

The purpose of this policy is to establish operating and reporting guidelines for the fund balances of the governmental funds for Lee County, Texas.

The County governmental-fund financial statements will present fund balances classified in a hierarchy based on the strength of the constraints governing how those balances can be spent. These classifications are listed below in descending order of restrictiveness:

Non-spendable Fund Balance: This classification includes amounts that cannot be spent because they: (a) are not in spendable form (e.g., inventories and prepaid items); (b) are expected to be converted into cash within the current period or at all (e.g., long-term receivables); or (c) are legally or contractually required to be maintained intact (e.g., the non-spendable corpus of an endowment).

Restricted Fund Balance: This classification includes amounts subject to usage constraints that have either been: (a) externally imposed by creditors (e.g., through a debt covenant), grantors, contributors, or laws or regulations of other governments; or (b) imposed by law through constitutional provisions or enabling legislation.

Committed Fund Balance: This classification includes amounts that are constrained to use for specific purposes pursuant to formal action of Commissioners' Court. These amounts cannot be used for other purposes unless the Court removes or changes the constraints via the same type of action used to initially commit them.

Assigned Fund Balance: This classification includes amounts intended by the County for use for a specific purpose, but which do not qualify for classification as either restricted or committed. The intent can be expressed by Commissioners' Court or by a Court designee (e.g., County Auditor). This classification applies to the positive unrestricted and uncommitted fund balances of all governmental funds except the General Fund.

Unassigned Fund Balance: This classification applies to the residual fund balance of the General Fund and to any deficit fund balances of other governmental funds.

Order of Spending: Where appropriate, County will typically use restricted, committed, and/or assigned fund balances, in that order, prior to using unassigned resources, but it reserves the right to deviate from this general strategy.

Minimum Fund Balance: County generally aims to maintain the following minimum fund balance:

General Fund: Unassigned fund balance of approximately 2.5 to 4.5 months of budgeted expenditures for the fiscal year, to be used for unanticipated needs.

1. A commitment of fund balance requires formal action as to purpose but not as to amount; the latter may be determined and ratified by the Court at a later date. This is often important near year-end, when a purpose or need is known but a cost is not.
2. An assignment of fund balance implies intent of the Commissioners' Court, but operationally, the ability to implement the intent may be delegated to one or more persons.

PROCEDURES

A goal of each year's budgeting process will be to adopt a budget that maintains compliance with the stated General fund unreserved fund balance policy.

Specific County financial conditions, economic conditions, or special initiatives may be considered reasons for temporary non-compliance with this policy.

In the event of either planned or unplanned non-compliance, it is the County's intention to take action during the annual budget process to reach compliance with two (2) annual budget cycles.

Actions in the budget process available to increase the unreserved General Fund balance may include increasing taxes, decreasing spending in specific areas, dedicating one-time revenues to fund reserves, or making transfers of excess fund balances from other funds.

In the event that the level of unreserved General Fund balance is judged to be in excess of the amount required by this policy, amounts over that required may be used to fund one-time, non-recurring expenditures such as acquisition of capital items. Excess fund balances generally should not be used to fund recurring operating expenditures.

CAPITAL BUDGET IMPACT ON OPERATING BUDGET

All Capital Improvement Program requests must include the operating budget impact of the request including but not limited to additional staffing, operating expenses as well as any cost savings anticipated if the request is approved and funded.

A Capital Improvement request form must be submitted with the overall capital project justification and operating expenses data. Projects without sufficient data will not be considered.

Operating expenses for capital projects will be funded on a pay-as-you-go basis for annual, recurring maintenance type expenses.

INTERNAL GUIDELINES FOR MANAGEMENT OF FEDERAL AND/OR STATE FUNDS

All costs charged by the County must be necessary, reasonable, allowable, and allocable to all Federal and/or State grant programs received administered by the County. The County must assure that all costs are appropriate and eligible including but not limited to the following areas of concern:

- Administrative requirements - Including duplication of benefits requirements, provisions related to charging pre-award costs, conflict of interest, reporting fraud, and distinction between agencies/government components, contractors, developers, and beneficiaries;
- Recordkeeping and Reporting requirements - Including records retention and financial reporting requirements;
- Procurement requirements - Including requirements related to bonding, insurance, suspension, and debarment;
- Contract conditions;
- Force Account - Including requirements for tracking, documenting, and charging personnel costs and applicable fringe benefits and classification, purchasing, tracking, insuring, and disposing of equipment, supplies, and federally purchased tangible and intangible property;
- Contract amendments;
- Contract closeout;
- Monitoring and Quality Assurance - Including requirements related to preventing fraud, waste, and abuse;
- Audit - Including Single Audit or program-specific audit requirements

The following is a list of key federal and state regulations governing financial management of grant programs:

- 24 CFR § 570 Subpart I- governs the state CDBG-DR program;
- 2 CFR § 200, including all of Subpart E Cost Principles;
- Uniform Grant Management Standards (UGMS) - Texas Comptroller of Public Accounts and guidance under 2 CFR § 200;
- Texas Local Government Code Chapter 171

It is the County's responsibility to be knowledgeable and compliant with these requirements to ensure the appropriate, effective, timely, and eligible use of all funds related to Federal and/or State Programs. The County is responsible for monitoring vendors and projects and compliance with applicable financial management standards, for processing payment requests for funds, and for audit review.

A cost objective is a pool of related costs, which could be related based on the County's department's function, eligibility, activity, agreement with State and/or Federal agencies or any other basis. The term is used to capture a variety of scenarios in which costs may be categorized for purposes of cost allocation or eligibility determinations.

Per 24 CFR § 570.502, through established budgets and accounting records, the County is responsible for ensuring all Federal and/or State expenditures are authorized in an approved, documented budget and do not exceed the total budget amount and do not exceed the amount in the County's grant agreement(s).

The County will use one of two general methods available to draw federal and/or state grant funds to pay for project and vendor costs: the reimbursement method and the cash advance method.

- The reimbursement method entails a transfer of grant funds to the County based on actual expenditures already incurred by the County before it requests a draw;
- The cash advance method entails the transfer of grant funds from the federal and/or state agency based upon the County's received invoices before the actual cash disbursements have been made by the County.

When required by a grant, the County will ensure that all received grant funding is held in an insured, interest-bearing account if the cash advance basis process option is used (2 CFR § 200.305(b)). Distinct accounting information for each grant is created. Accurate records of encumbrances/obligations against distinct line items within each grant for vendor contracts are made. Accurate records on grant awards, unobligated balances, assets, liabilities, expenditures, program income (if any) and applicable interest are kept and supported by sources documentation, including vendor contracts, invoices, and purchase orders.

Pursuant to 2 CFR § 200.302(a), the County's financial management systems, including records documenting compliance with Federal statutes, regulations, and the terms and conditions of the Federal award, are sufficient to permit the preparation of reports required to demonstrate compliance with general and program-specific terms and conditions; and the tracing of funds to a level of expenditures adequate to establish that such funds have been used according to the Federal statutes, regulations, and the terms and conditions of the County's State and/or Federal grant agreement(s).

Lee County through its annual audit process has proven effective control over, and accountability for, all funds, property, and other assets in its possession. The County makes every effort to adequately safeguard all assets and assure that they are used solely for their intended purpose.

Financial Records for all Federal and/or State grant programs include the following:

- Transaction registry documenting:
 - o All invoices associated with each Request for Payment; and
 - o Source of funds for each invoice (grant funds by activity, matching funds, and/or other funds)
- Source documentation, including the following:
 - o Copies of Requests for Payment;
 - o Addendum record of direct deposit payments;
 - o Verification of deposits;
 - o Monthly bank statements
 - o Check register/transaction ledger;
 - o Employee time sheets (as applicable);
 - o Equipment time record sheets (as applicable);
 - o Property inventory;

- o Purchase orders, invoices, and contractor requests for payments;
- o Electronic Transfer Form (EFT);
- o All original source documents

The County for each grant agreement received, establishes Responsible Persons. Through resolution, the County identifies the Responsible Persons (at least 2, preferably 4 by job title) responsible for both contractual documents (executed County agreement(s), associated amendments, and various program certifications) and financial documents (requests for payment, issuance of check).

The County, where allowable by the Federal and/or State funding program, will authorize direct deposit to receive payments from the agency(ies) to post directly to the County's local bank account.

The County will ensure that there exists staff and contractor capacity necessary to manage all grant funds under its control. The County may procure a Grant administrator to assist with management of grant compliance, subject to 2 CFR 200 procurement guidelines and requirements.

Eligible/Allowable Costs: All costs charged to the County's grant agreement(s) will be deemed eligible as identified in each Grantor's agreement/implementation manual. Eligible costs are those that conform to the federal/state requirements, including limitations and waivers described in applicable Federal Register Notices, comply with federal cost principles, and align with all associated cross-cutting federal requirements (Davis Bacon and Related Acts, Environmental requirements, etc.) and State and Local law.

The County will assure pursuant to 2 CFR § 200.403, costs meet the following general criteria to be allowable as a charge against any Federal award:

- Costs must be necessary and reasonable for the performance of the Federal award and be allocable to that award and not to a different award;
- Costs must conform to any limitations or exclusions set forth in 2 CFR § 200 or in the Federal award as to types or amount of cost items;
- Costs must be consistent with policies and procedures that apply uniformly to both federally-financed and other activities of the County;
- Costs must be accorded consistent treatment;
 - o A cost may not be assigned to a Federal award as a direct cost if any other cost incurred for the same purpose in like circumstances has been allocated to the Federal award as an indirect cost;
- Costs must be determined in accordance with generally accepted accounting principles (GAAP);
- Costs must be adequately documented

Reasonable Costs (2 CFR § 200.404): A cost is reasonable if, in its nature and amount, it does not exceed that which would be incurred by a prudent person under the circumstances prevailing at the time the decision was made to incur the cost. In determining reasonableness of a given cost, consideration will be given to:

- Whether the cost is of a type generally recognized as ordinary and necessary for the operation of the County or the proper and efficient performance of the State and/or Federal award;
- The restraints or requirements imposed by such factors as: sound business practices; arm's-length bargaining; Federal, state, local, and other laws and regulations; and terms and conditions of the State and/or Federal award;
- Market prices for comparable goods or services for the geographic area;

- Whether the individuals concerned acted with prudence in the circumstances considering their responsibilities to the County, its employees, the public at large, the State Government and/or Federal Government;
- Whether the County significantly deviates from its established practices and policies regarding the incurrence of costs, which may unjustifiably increase the cost

The County will ensure that all grant reimbursement requests meet the definition of Allocable Costs (2 CFR § 200.405 and § 200.406) A cost is allocable to a particular grant, County agreement, vendor contract, program or other cost objective if the goods or services involved are chargeable or assignable to that cost objective in accordance with relative benefits received. This standard is met if the cost:

- Is incurred specifically for that cost objective;
- Benefits both that cost objective and other work of the County and can be distributed in proportions that may be approximated using reasonable methods; and
- Is necessary to the overall operation of the County and is assignable in part to the specified cost objective in accordance with 2 CFR § 200.

Any cost allocable to a particular cost objective may not be charged to other Federal awards to overcome fund deficiencies, to avoid restrictions imposed by Federal statutes, regulations, or terms and conditions of the Federal awards, or for other reasons. However, this prohibition would not preclude the County from shifting costs that are allowable under two or more cost objectives in accordance with existing Federal statutes, regulations, or the terms and conditions of the Federal awards.

If a cost benefits two or more projects or activities in proportions that can be determined without undue effort or cost, the cost must be allocated to the projects based on the proportional benefit. If a cost benefits two or more projects or activities in proportions that cannot be determined because of the interrelationship of the work involved, then the costs may be allocated or transferred to benefitted projects on any reasonable documented basis. Costs should only be charged net of all applicable credits. Applicable credits refer to those receipts or reduction-of-expenditure-type transactions that offset or reduce expense items allocable to the cost objective. Examples include:

- Purchase discounts;
- Rebates or allowances;
- Recoveries or indemnities on losses;
- Insurance refunds or rebates; and
- Adjustments of overpayments or erroneous charges

To the extent that such credits accruing to or received by the County relate to allowable costs, they must be credited to the State and/or Federal award either as a cost reduction or cash refund, as appropriate. These credits do not constitute program income.

The County will submit a draw request for eligible costs as often as is needed, subject to limitations in grant agreements and at least quarterly throughout the life of a project. The County will submit costs to a Grantor for draw within 60 days of receipt of invoices as allowable. The County will ensure Draw requests are submitted timely to the granting agencies.

Pursuant to 24 CFR § 570.489(c), 2 CFR § 200.305(b), and 31 CFR § 205, the County will only use the cash advance method when the period elapsing between receipt/deposit of funds and disbursement for eligible costs is permitted by the grant agreement to exceed 30 or more days.

INTERNAL CONTROLS POLICY AND PROCEDURES

The County is in continual process of establishing written policies and procedures for internal controls and guidance documentation for responsible financial management of federal and/or state funds. Per 2 CFR § 200.303 Lee County must:

- (a) Establish and maintain effective internal control over the Federal award that provides reasonable assurance that the non-Federal entity is managing the Federal award in compliance with Federal statutes, regulations, and the terms and conditions of the Federal award. These internal controls should be in compliance with guidance in “Standards for Internal Control in the Federal Government” issued by the Comptroller General of the United States or the “Internal Control Integrated Framework”, issued by the Committee of Sponsoring Organizations of the Treadway Commission (COSO).
- (b) Comply with the U.S. Constitution, Federal statutes, regulations, and the terms and conditions of the Federal awards.
- (c) Evaluate and monitor the non-Federal entity's compliance with statutes, regulations and the terms and conditions of Federal awards.
- (d) Take prompt action when instances of noncompliance are identified including noncompliance identified in audit findings.
- (e) Take reasonable measures to safeguard protected personally identifiable information and other information the Federal awarding agency or pass-through entity designates as sensitive or the non-Federal entity considers sensitive consistent with applicable Federal, State, local, and tribal laws regarding privacy and responsibility over confidentiality.

In addition to the Code of Federal Regulations guidance of internal controls, Lee County follows provisions for Management of County Money pursuant to Local Government Code, Chapter 113. For disbursement of money:

The County Treasurer shall disburse the money belonging to the County and shall pay and apply the money as required by law and as the Commissioners’ Court may require or direct, not inconsistent with law.

Except as provided by Local Government Code Chapter 156, a person may not spend or withdraw money from the county treasury except by a check or order for payment drawn on the county treasury, whether or not the money is in a county depository as required by law.

The County Treasurer may not disburse money out of the county treasury without an order for payment from an officer who is authorized by law to issue the order.

If the County Treasurer doubts the legality or propriety of an order presented to the Treasurer for payment, the Treasurer may not make the payment. The Treasurer shall report the matter to the Commissioners’ Court for the court's consideration and direction. The Treasurer may require that the claim supporting the order be made available and verified by an affidavit after the claim is approved for payment by the Commissioners’ Court.

If the County Treasurer is satisfied that an original check or other order drawn on the county treasury by a proper authority is lost or destroyed, the Treasurer may issue a duplicate instrument in place of the original. The Treasurer may not issue a duplicate until an applicant has filed an affidavit with the

Treasurer that states that the applicant is the true owner of the original instrument and that, to the best knowledge and belief of the applicant, the original is lost or destroyed.

All claims must be approved by Commissioners' Court before the Treasurer disburses claim payments pursuant to the Local Government Code.

The County Treasurer and the County Depository may not pay a check or order for payment unless it is countersigned by the County Auditor. Both the Treasurer's and the Auditor's signatures are automatically printed when the checks are created. The County Auditor's office then validates the checks to make sure they are properly associated with valid claims approved in Commissioners' Court. This does not apply to a check or order for jury service or for restitution collected on behalf of an individual as authorized by law.

With respect to applying the separation of duties to disbursements, no one person has complete control over every phase of a significant transaction. For example, a department head or official submits a claim or order for payment to the County Treasurer. The Treasurer enters the claim in the accounts payable register and then submits the claim to the County Auditor for approval. The Auditor then examines and approves the claim. Thereafter, the Treasurer presents the claim to Commissioners' Court for approval. After receiving approval from the Commissioners' Court, the Treasurer then issues a check for payment. The check requires both the Treasurers' and County Auditor's signature.

In addition to disbursing County funds, pursuant to Local Government Code 113.008, the County Treasurer shall also reconcile all balances and transactions for each treasury account in the county depository's statement of activity to the transactions shown in the Treasurer's records. Given both the limited amount of County financial resources for personnel and meeting the Local Government Code statutory requirements, the Treasurers' office does not completely fulfill the prescribed separation of duties recommended for issuing checks and reconciling bank statements. This means a person issuing checks may also reconcile the bank statements.

Payroll is processed in the Lee County Treasurer's office. Therefore, any one person in the Treasurer's office may issue checks for grant expenses and also may also have duties assigned to process payroll and print paychecks. The process for paying grant expense claims are separated among multiple individuals and departments of the County.

SECTION V

As of August 25, 2026

[illegible]

Note: (#) or negative number = credit balance or credit applied to account. A debit balance or debit applied is a positive #. Income accounts have credit balances and expenditure accounts have debit balances. A debit reduces an income balance and a credit increases it. A debit increases an expenditure balance and a credit reduces it.

Section VI

BUDGET AMENDMENTS & LINE-ITEM TRANSFERS